

Temperature measuring transducer - MACX MCR-EX-T-UIREL-UP-SP - 2924799

Please be informed that the data shown in this PDF Document is generated from our Online Catalog. Please find the complete data in the user's documentation. Our General Terms of Use for Downloads are valid (<http://phoenixcontact.com/download>)



Programmable temperature transducer with analog output and 3 limit value relays, intrinsically safe signal input, resistance thermometer in 2-, 3-, or 4-wire technology, thermocouples, electrical isolation, wide-range power supply, Push-in connection, SIL, PL.

Your advantages

- ✓ Programming during operation with Ex measuring circuit connected and also voltage-free using IFS-USB-PROG-ADAPTER programming adapter
- ✓ Input for resistance thermometers, thermocouples, resistance-type sensors, potentiometers, and mV sources, [Ex ia] IIC
- ✓ Cold junction compensation with separate plug
- ✓ Configuration via software (FDT/DTM) or IFS-OP-UNIT operator interface and display unit
- ✓ Up to SIL 2 according to EN 61508
- ✓ Installation in zone 2, protection type "n" (EN 60079-15) permitted
- ✓ Measure differential temperatures
- ✓ Wide-range power supply of 19.2 ... 253 V AC/DC
- ✓ Freely programmable input and output
- ✓ Inverse output signal ranges as an option
- ✓ Three limit value relays, can be used in combination as a safe limit value relay
- ✓ Status indicator for supply voltage, cable, sensor, and module errors
- ✓ Plug-in screw or spring-cage connection technology (Push-in technology)



Key Commercial Data

Packing unit	1 pc
GTIN	
GTIN	4046356629096

Technical data

Note

Utilization restriction	EMC: class A product, see manufacturer's declaration in the download area
-------------------------	---

Temperature measuring transducer - MACX MCR-EX-T-UIREL-UP-SP - 2924799

Technical data

Dimensions

Width	35.2 mm
Height	117.7 mm
Depth	113.5 mm

Ambient conditions

Ambient temperature (operation)	-20 °C ... 65 °C
Ambient temperature (storage/transport)	-40 °C ... 85 °C
Maximum altitude	≤ 2000 m
Permissible humidity (operation)	typ. 5 % ... 95 % (non-condensing)
Degree of protection	IP20 (not assessed by UL)
Noise immunity	EN 61000-6-2 When being exposed to interference, there may be minimal deviations.
Shock	15g, according to IEC 60068-2-27
Vibration (operation)	5g, accordance to IEC 60068-2-6

Input data

Sensor types (RTD) that can be used	Pt, Ni, Cu sensors: 2, 3, 4-wire
Sensor types that can be used (TC)	B, E, J, K, N, R, S, T, L, U, CA, DA, A1G, A2G, A3G, MG, LG
Temperature measuring range	-250 °C ... 2500 °C (Range depending on the sensor type)
Input signal range	0 Ω ... 50 kΩ
Potentiometer resistance range	0 Ω ... 50 kΩ
Input signal range	-1000 mV ... 1000 mV
Voltage input signal	-1 V ... 1 V

Output data

Configurable/programmable	Yes
Max. voltage output signal	± 11 V
Current output signal	4 mA ... 20 mA (in the case of SIL; further free configuration without SIL)
Max. current output signal	22 mA
Load/output load voltage output	≥ 10 kΩ
Load/output load current output	≤ 600 Ω (at 20 mA)
Behavior in the event of a sensor error	according to NE 43 or freely configurable
Output name	Relay output
Configurable/programmable	no
Contact type	3 PDTs
Contact material	AgSnO ₂ , hard gold-plated
Maximum switching voltage	250 V AC (250 V DC)
Maximum inrush current	2 A (250 V AC)
	2 A (28 V DC)
Mechanical service life	1x 10 ⁵ cycles

Power supply

Temperature measuring transducer - MACX MCR-EX-T-UIREL-UP-SP - 2924799

Technical data

Power supply

Supply voltage range	24 V ... 230 V AC/DC (-20 %/+10 %, 50/60 Hz)
Typical current consumption	< 100 mA (24 V DC)
Power consumption	< 2.4 W

Connection data

Connection method	Push-in connection
Stripping length	8 mm
Conductor cross section solid	0.2 mm ² ... 1.5 mm ²
Conductor cross section flexible	0.2 mm ² ... 1.5 mm ²
Conductor cross section AWG	24 ... 16

General

Maximum transmission error	0.1 % (e.g. for Pt 100, 300 K span, 4 ... 20 mA)
Maximum temperature coefficient	0.01 %/K
Step response (0–99%)	typ. 1000 ms (With SIL) typ. 700 ms (Without SIL)
Status display	Green LED (supply voltage, PWR) Red LED, flashing (line, sensor error, ERR) Red LED (module error, ERR) Yellow LED (switching output)
Degree of pollution	2
Overvoltage category	II
Electromagnetic compatibility	Conformance with EMC directive
Interference emission	EN 61000-6-4
Housing material	PA 6.6-FR
Color	gray
Designation	Input/output/power supply Input/output
Electrical isolation	375 V (Peak value in accordance with IEC/EN 60079-11)
Designation	Input/power supply
Electrical isolation	375 V (Peak value in accordance with IEC/EN 60079-11)
Designation	Input/switching output
Electrical isolation	375 V (Peak value in accordance with IEC/EN 60079-11)
Designation	Output/supply

Safety data

Max. internal inductance L_i	negligible
Max. internal capacitance C_i	44 nF
Max. output voltage U_o	6 V
Max. output current I_o	7.4 mA
Max. output power P_o	11 mW

Temperature measuring transducer - MACX MCR-EX-T-UIREL-UP-SP - 2924799

Technical data

Safety data

Group	IIC
Max. external inductivity L_o	100 mH
Max. external capacitance C_o	1.3 μ F
Additional text	mixed circuit
Group	IIC
Max. external inductivity L_o	10 mH
Max. external capacitance C_o	1.7 μ F
Additional text	mixed circuit
Group	IIC
Max. external inductivity L_o	1 mH
Max. external capacitance C_o	2.6 μ F
Additional text	mixed circuit
Group	IIB
Max. external inductivity L_o	100 mH
Max. external capacitance C_o	6.8 μ F
Additional text	mixed circuit
Group	IIB
Max. external inductivity L_o	10 mH
Max. external capacitance C_o	9.2 μ F
Additional text	mixed circuit
Group	IIB
Max. external inductivity L_o	1 mH
Max. external capacitance C_o	15 μ F
Additional text	mixed circuit
Group	IIA
Max. external inductivity L_o	100 mH
Max. external capacitance C_o	10 μ F
Additional text	mixed circuit
Group	IIA
Max. external inductivity L_o	10 mH
Max. external capacitance C_o	13 μ F
Additional text	mixed circuit
Group	IIA
Max. external inductivity L_o	1 mH
Max. external capacitance C_o	21 μ F
Additional text	mixed circuit
Safety-related maximum voltage U_m	253 V AC/DC

EMC data

Temperature measuring transducer - MACX MCR-EX-T-UIREL-UP-SP - 2924799

Technical data

EMC data

Designation	Electromagnetic RF field
Standards/regulations	EN 61000-4-3
Typical deviation from the measuring range final value	2 %
Designation	Fast transients (burst)
Standards/regulations	EN 61000-4-4
Typical deviation from the measuring range final value	2 %
Designation	Conducted interferences
Standards/regulations	EN 61000-4-6
Typical deviation from the measuring range final value	2 %

Standards and Regulations

Electromagnetic compatibility	Conformance with EMC directive
Noise emission	EN 61000-6-4
Designation	Electromagnetic RF field
Standards/regulations	EN 61000-4-3
	EN 61000-4-4
Designation	Conducted interferences
Standards/regulations	EN 61000-4-6
Electrical isolation	4-way, between input/output/power supply/switching output
Shock	15g, according to IEC 60068-2-27
Vibration (operation)	5g, accordance to IEC 60068-2-6
Conformance	CE-compliant
ATEX	# II (1) G [Ex ia Ga] IIC
	# II (1) D [Ex ia Da] IIIC
	# II 3 G Ex nA nC ic IIC T4 Gc X
IECEX	[Ex ia Ga] IIC
	[Ex ia Da] IIIC
	Ex nA nC ic IIC T4 Gc X
UL, USA/Canada	UL 508 Listed
DNV GL-Temperature	B
DNV GL-Humidity	B
DNV GL-Vibration	A
DNV GL-EMC	A
DNV GL-Enclosure	Required protection according to the Rules shall be provided upon installation on board
Group	IIC
	IIC
	IIC
	IIB
	IIB

Temperature measuring transducer - MACX MCR-EX-T-UIREL-UP-SP - 2924799

Technical data

Standards and Regulations

	IIB
--	-----

Conformance/approvals

Designation	CE
Identification	CE-compliant
Designation	ATEX
Identification	# II (1) G [Ex ia Ga] IIC
	# II (1) D [Ex ia Da] IIIC
	# II 3 G Ex nA nC ic IIC T4 Gc X
Certificate	IBExU 10 ATEX 1044
Designation	IECEX
Identification	[Ex ia Ga] IIC
	[Ex ia Da] IIIC
	Ex nA nC ic IIC T4 Gc X
Certificate	IECEX IBE 10.0004 X
Designation	UL, USA/Canada
Identification	UL 508 Listed
Certificate	#, C.D.-No 83104549
Designation	Shipbuilding approval
Certificate	DNV GL TAA000020C
Designation	Safety Integrity Level (SIL, IEC 61508)
Identification	2
Designation	EAC Ex
Identification	# [Ex ia Ga] IIC
	# [Ex ia Da] IIIC
Certificate	RU C-DE.AB72.B.00093/19
Designation	INMETRO
Identification	[Ex ia Ga] IIC
	[Ex ia Da] IIIC
	Ex nA nC ic IIC T4 Gc
Certificate	DNV 18.0143 X
Temperature	B
Humidity	B
Vibration	A
EMC	A
Enclosure	Required protection according to the Rules shall be provided upon installation on board

Environmental Product Compliance

REACH SVHC	Lead 7439-92-1
China RoHS	Environmentally Friendly Use Period = 50 years

Temperature measuring transducer - MACX MCR-EX-T-UIREL-UP-SP - 2924799

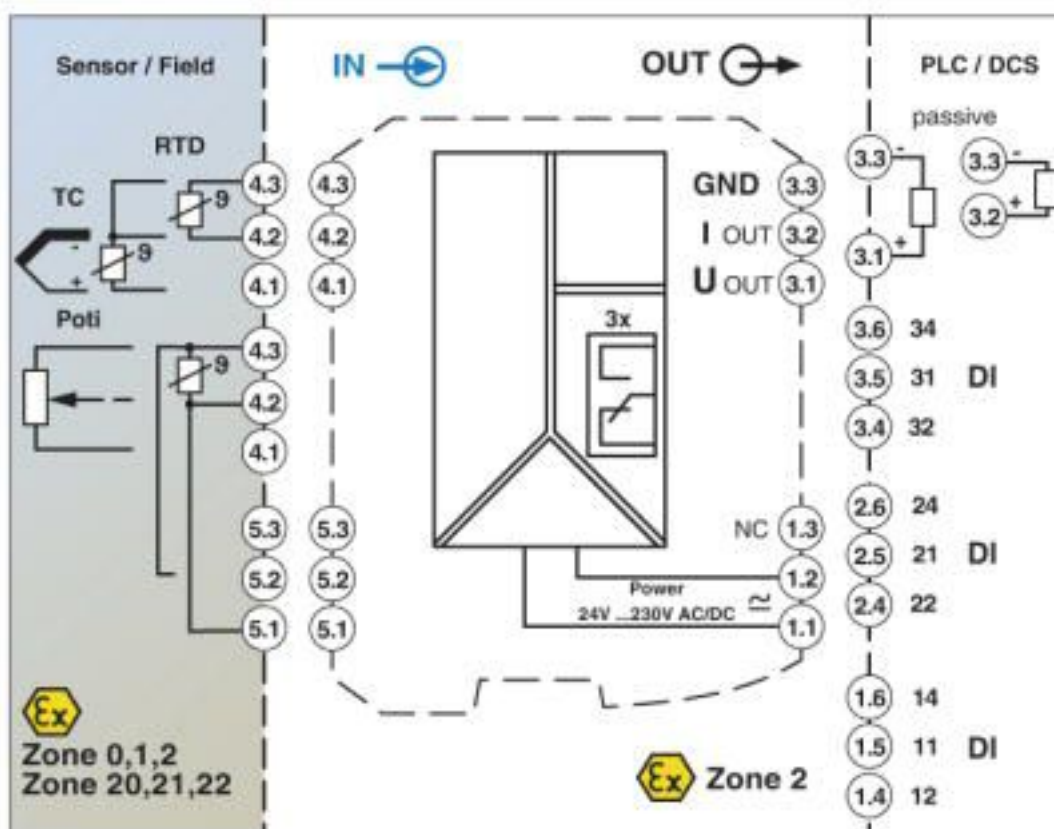
Technical data

Environmental Product Compliance

For details about hazardous substances go to tab "Downloads", Category "Manufacturer's declaration"

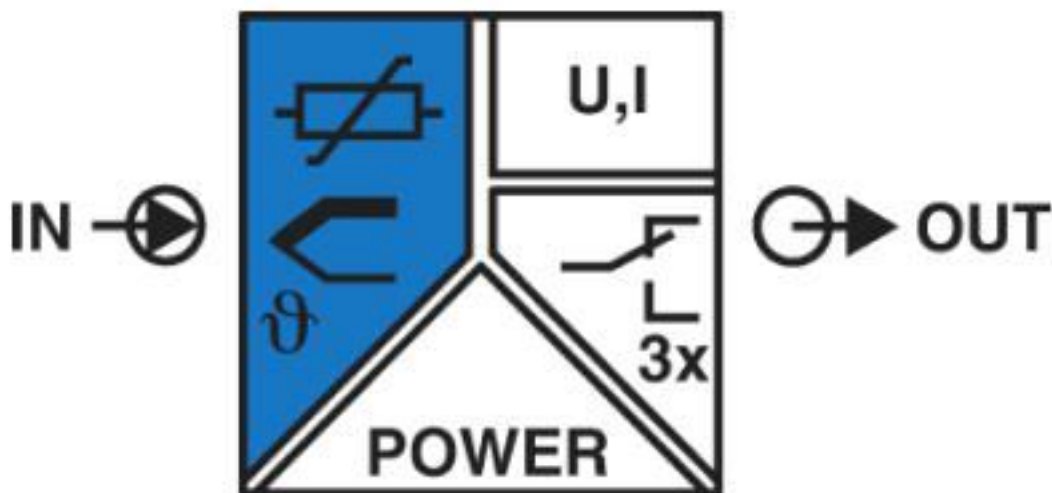
Drawings

Block diagram



Temperature measuring transducer - MACX MCR-EX-T-UIREL-UP-SP - 2924799

Pictogram



Classifications

eCl@ss

eCl@ss 10.0.1	27210129
eCl@ss 4.0	27200200
eCl@ss 4.1	27200200
eCl@ss 5.0	27200200
eCl@ss 5.1	27200200
eCl@ss 6.0	27200200
eCl@ss 7.0	27200206
eCl@ss 8.0	27200206
eCl@ss 9.0	27210129

ETIM

ETIM 2.0	EC001446
ETIM 3.0	EC001446
ETIM 4.0	EC001446
ETIM 5.0	EC001446
ETIM 6.0	EC002919
ETIM 7.0	EC002919

UNSPSC

UNSPSC 6.01	30211506
UNSPSC 7.0901	39121008
UNSPSC 11	39121008
UNSPSC 12.01	39121008
UNSPSC 13.2	41112105

Temperature measuring transducer - MACX MCR-EX-T-UIREL-UP-SP - 2924799

Classifications

UNSPSC

UNSPSC 18.0	41112105
UNSPSC 19.0	41112105
UNSPSC 20.0	41112105
UNSPSC 21.0	41112105

Approvals

Approvals





Approvals

DNV GL / UL Listed / cUL Listed / cULus Listed

Ex Approvals

IECEx / ATEX / EAC Ex / UL Listed / cUL Listed / cULus Listed

Approval details

DNV GL		https://approvalfinder.dnvgl.com/	TAA000020C
UL Listed		http://database.ul.com/cgi-bin/XYV/template/LISEXT/1FRAME/index.htm	FILE E 238705
cUL Listed		http://database.ul.com/cgi-bin/XYV/template/LISEXT/1FRAME/index.htm	FILE E 238705
cULus Listed			

Accessories

Accessories

Cradle unit

Temperature measuring transducer - MACX MCR-EX-T-UIREL-UP-SP - 2924799

Accessories

Adapter module - IFS-OP-CRADLE - 2811886



The adapter (IFS-OP-CRADLE) for the operator interface is ideal for use as a remote operator panel and display device for 17.5 mm / 35 mm modules. Can be mounted directly on the DIN rail. Replacement part: 2905872 IFS-BT-PROG-ADAPTER.

Device marking

Plastic label - UC-EMLP (11X9) - 0819291



Plastic label, Sheet, white, unlabeled, can be labeled with: BLUEMARK ID COLOR, BLUEMARK ID, BLUEMARK CLED, PLOTMARK, CMS-P1-PLOTTER, mounting type: adhesive, lettering field size: 11 x 9 mm, Number of individual labels: 10

Plastic label - UC-EMLP (11X9) YE - 0822602



Plastic label, Sheet, yellow, unlabeled, can be labeled with: BLUEMARK ID COLOR, BLUEMARK ID, BLUEMARK CLED, PLOTMARK, CMS-P1-PLOTTER, mounting type: adhesive, lettering field size: 11 x 9 mm, Number of individual labels: 10

Plastic label - UC-EMLP (11X9) SR - 0828094



Plastic label, Sheet, silver, unlabeled, can be labeled with: BLUEMARK ID COLOR, BLUEMARK ID, BLUEMARK CLED, PLOTMARK, CMS-P1-PLOTTER, mounting type: adhesive, lettering field size: 11 x 9 mm, Number of individual labels: 10

Plastic label - US-EMLP (11X9) - 0828789



Plastic label, Card, white, unlabeled, can be labeled with: BLUEMARK ID COLOR, BLUEMARK ID, THERMOMARK PRIME, THERMOMARK CARD 2.0, THERMOMARK CARD, mounting type: adhesive, lettering field size: 11 x 9 mm, Number of individual labels: 135

Temperature measuring transducer - MACX MCR-EX-T-UIREL-UP-SP - 2924799

Accessories

Plastic label - US-EMLP (11X9) YE - 0828871



Plastic label, Card, yellow, unlabeled, can be labeled with: BLUEMARK ID COLOR, BLUEMARK ID, THERMOMARK PRIME, THERMOMARK CARD 2.0, THERMOMARK CARD, mounting type: adhesive, lettering field size: 11 x 9 mm, Number of individual labels: 135

Plastic label - US-EMLP (11X9) SR - 0828872



Plastic label, Card, silver, unlabeled, can be labeled with: BLUEMARK ID COLOR, BLUEMARK ID, THERMOMARK PRIME, THERMOMARK CARD 2.0, THERMOMARK CARD, mounting type: adhesive, lettering field size: 11 x 9 mm, Number of individual labels: 135

Device marker - LS-EMLP (11X9) WH - 0831678



Device marker, Sheet, white, unlabeled, can be labeled with: TOPMARK NEO, TOPMARK LASER, mounting type: adhesive, lettering field size: 11 x 9 mm, Number of individual labels: 255

Device marker - LS-EMLP (11X9) YE - 0831732



Device marker, Sheet, yellow, unlabeled, can be labeled with: TOPMARK NEO, TOPMARK LASER, mounting type: adhesive, lettering field size: 11 x 9 mm, Number of individual labels: 255

Device marker - LS-EMLP (11X9) SR - 0831705



Device marker, Sheet, silver, unlabeled, can be labeled with: TOPMARK NEO, TOPMARK LASER, mounting type: adhesive, lettering field size: 11 x 9 mm, Number of individual labels: 255

Insulating sleeve

Temperature measuring transducer - MACX MCR-EX-T-UIREL-UP-SP - 2924799

Accessories

Insulating sleeve - MPS-IH BK - 0201731

Insulating sleeve, color: black



Insulating sleeve - MPS-IH GY - 0201728

Insulating sleeve, color: gray



Insulating sleeve - MPS-IH GN - 0201702

Insulating sleeve, color: green



Insulating sleeve - MPS-IH YE - 0201692

Insulating sleeve, color: yellow



Insulating sleeve - MPS-IH BU - 0201689

Insulating sleeve, color: blue



Temperature measuring transducer - MACX MCR-EX-T-UIREL-UP-SP - 2924799

Accessories

Insulating sleeve - MPS-IH RD - 0201676

Insulating sleeve, color: red



Insulating sleeve - MPS-IH WH - 0201663

Insulating sleeve, color: white



Labeled device marker

Plastic label - UC-EMLP (11X9) CUS - 0824547



Plastic label, can be ordered: by sheet, white, labeled according to customer specifications, mounting type: adhesive, lettering field size: 11 x 9 mm

Plastic label - UC-EMLP (11X9) YE CUS - 0824548



Plastic label, can be ordered: by sheet, yellow, labeled according to customer specifications, mounting type: adhesive, lettering field size: 11 x 9 mm

Plastic label - UC-EMLP (11X9) SR CUS - 0828098



Plastic label, can be ordered: by sheet, silver, labeled according to customer specifications, mounting type: adhesive, lettering field size: 11 x 9 mm, Number of individual labels: 10

Operator interface

Temperature measuring transducer - MACX MCR-EX-T-UIREL-UP-SP - 2924799

Accessories

Operator interface - IFS-OP-UNIT - 2811899



The operator interface facilitates straightforward parameterization and operation of the MACX MCR(-EX)-...-UI(REL) (-UP) on-site, even without software. Can be snapped onto the 35 mm module. Replacement part: 2905872 IFS-BT-PROG-ADAPTER.

Plug

Plug - MACX MCR-EX-I20 - 2905679



Connection terminal block for current signals +20 mA ...-20 mA for safe switching of limit values, in combination with MACX...EX-T-UI... temperature transducers.

Plug - MACX MCR-EX-CJC - 2925002



Plug for cold junction compensation for thermocouples, for safe switching of limit values, in combination with MACX ...EX-T-UI... temperature transducers.

Programming adapter

Programming adapter - IFS-USB-PROG-ADAPTER - 2811271



Programming adapter with USB interface, for programming with software. The USB driver is included in the software solutions for the products to be programmed, such as measuring transducers or motor managers.

Test plug terminal block

Test plugs - MPS-MT - 0201744



Test plugs, with solder connection up to 1 mm² conductor cross section, color: gray

Phoenix Contact 2020 © - all rights reserved
<http://www.phoenixcontact.com>

PHOENIX CONTACT GmbH & Co. KG
Flachsmarktstr. 8
32825 Blomberg
Germany
Tel. +49 5235 300
Fax +49 5235 3 41200
<http://www.phoenixcontact.com>

X-ON Electronics

Largest Supplier of Electrical and Electronic Components

Click to view similar products for [Temperature Sensor Modules](#) category:

Click to view products by [Phoenix Contact](#) manufacturer:

Other Similar products are found below :

[084Z6042](#) [TX4L-14S](#) [084Z6041](#) [QP99](#) [CP-02](#) [CP82](#) [CP99](#) [R38-LAOO](#) [R38-LARR](#) [72-11304023-0150.0050](#) [72-11304027-0150.0050](#) [72-23304003-0150.0050.GGP](#) [72-23904001-0300.0040.TM](#) [72-34904001-0300.0040.TM](#) [TEM 73 A](#) [AT403-414-1000](#) [AT403-614-1000](#) [AT-503-1141-000](#) [AT-503-1161-000](#) [AT-503-6140-000](#) [AT-603-1141-000](#) [AT603-414-1000](#) [AT-903-1161-000](#) [ATR121-AD](#) [TPMC-5](#) [TPMC-8W](#) [K39-HCRR](#) [K39T-HCRR](#) [K49P-HCRR](#) [KR1-LCRR-D](#) [LHI968](#) [ZAD-1V2-24](#) [ZAD-ECO-V2](#) [RO](#) [E5CB-Q1P 100-240AC](#) [E5CB-Q1TCD 24AC/DC](#) [E5CB-R1PD 24AC/DC](#) [E5CSV-R1T-500 100-240AC](#) [E5CSV-R1TD-500 24AC/DC](#) [RT-4 SONDA DS18S20](#) [RTM-01](#) [RTM-02](#) [RTM-30](#) [RTM-30/S](#) [72-11301001-0300.0045.PP](#) [72-11301002-0300.0045.SS](#) [72-11301002-1000.0050.SS](#) [72-23304001-0150.0100.GGP](#) [CP82C](#) [STZ-02](#)