

# Solenoid driver - MACX MCR-EX-SL-SD-23-48-LFD - 2924867

Please be informed that the data shown in this PDF Document is generated from our Online Catalog. Please find the complete data in the user's documentation. Our General Terms of Use for Downloads are valid (<http://phoenixcontact.com/download>)



Ex i solenoid driver for controlling Ex i solenoid valves in hazardous areas, logic input, off-load voltage 22.6 V, current limitation at 48 mA, , line fault transparency, error message output, up to SIL 3 according to IEC 61508, screw connection

## Your advantages

- ✓ Input: logic
- ✓ Output: intrinsically safe [Ex ia]; off-load voltage > 22.6 V DC; current limitation > 48 mA
- ✓ Line fault detection (can be enabled/disabled), via the signal circuit or via a separate error message output
- ✓ Transparent for test pulses
- ✓ Up to SIL 3 according to IEC/EN 61508
- ✓ Safe electrical isolation between output, input, supply, and error message output
- ✓ Power supply and error indication possible via DIN rail connector
- ✓ Plug-in connection terminals, screw connection technology
- ✓ Installation in zone 2 permitted
- ✓ Housing width: 12.5 mm



## Key Commercial Data

Packing unit	1 pc
GTIN	
GTIN	4046356635172

## Technical data

### Note

Utilization restriction	EMC: class A product, see manufacturer's declaration in the download area
-------------------------	---

### Dimensions

Width	12.5 mm
Height	112.5 mm
Depth	113.7 mm

# Solenoid driver - MACX MCR-EX-SL-SD-23-48-LFD - 2924867

## Technical data

### Ambient conditions

Ambient temperature (operation)	-20 °C ... 60 °C (Any mounting position)
Ambient temperature (storage/transport)	-40 °C ... 80 °C
Maximum altitude	≤ 2000 m
Permissible humidity (operation)	10 % ... 95 % (non-condensing)
Degree of protection	IP20 (not assessed by UL)
Noise immunity	EN 61000-6-2 When being exposed to interference, there may be minimal deviations.

### Input data

Signal input	Signal input
--------------	--------------

### Output data

Output characteristic curve: Output resistor	≥ 269.3 Ω (Internal resistance R <sub>i</sub> )
Response time	< 30 ms

### Power supply

Nominal supply voltage	24 V DC
Supply voltage range	19.2 V DC ... 30 V DC (24 V DC -20%...+25%)
Power dissipation	< 1.8 W

### Connection data

Connection method	Screw connection
Stripping length	7 mm
Screw thread	M3
Conductor cross section solid	0.2 mm <sup>2</sup> ... 2.5 mm <sup>2</sup>
Conductor cross section flexible	0.2 mm <sup>2</sup> ... 2.5 mm <sup>2</sup>
Conductor cross section AWG	24 ... 14
Torque	0.5 Nm ... 0.6 Nm

### Connection data 2

Connection name	Test socket
Max. diameter	2.3 mm

### General

Status display	Green LED (supply voltage)
	LED yellow (switching state)
	Red LED (line errors)
Degree of pollution	2
Overvoltage category	II
Electromagnetic compatibility	Conformance with EMC directive
Interference emission	EN 61000-6-4
Housing material	PA 6.6-FR
Color	gray
Designation	Output/input, error message output

# Solenoid driver - MACX MCR-EX-SL-SD-23-48-LFD - 2924867

## Technical data

### General

Electrical isolation	375 V (Peak value in accordance with IEC/EN 60079-11)
Designation	Output/supply, DIN rail connector
Electrical isolation	375 V (Peak value in accordance with IEC/EN 60079-11)
Designation	Input/error message output/supply

### Safety data

Max. internal inductance $L_i$	negligible
Max. internal capacitance $C_i$	11 nF
Max. output voltage $U_o$	25.3 V
Max. output current $I_o$	94 mA
Max. output power $P_o$	595 mW
Group	IIC
Max. external inductivity $L_o$	3 mH
Max. external capacitance $C_o$	95 nF
Group	IIB
Max. external inductivity $L_o$	12 mH
Max. external capacitance $C_o$	810 nF
Group	IIA
Max. external inductivity $L_o$	24 mH
Max. external capacitance $C_o$	2750 nF
Safety-related maximum voltage $U_m$	253 V AC/DC

### Standards and Regulations

Electromagnetic compatibility	Conformance with EMC directive
Noise emission	EN 61000-6-4
Conformance	CE-compliant, additionally EN 61326
ATEX	# II (1) G [Ex ia Ga] IIC
	# II (1) D [Ex ia Da] IIIC
	# II 3(1) G Ex nA [ia Ga] IIC T4 Gc X
IECEX	[Ex ia Ga] IIC
	[Ex ia Da] IIIC
	Ex nA [ia Ga] IIC T4 Gc
UL, USA/Canada	UL 61010 Listed
DNV GL-Temperature	B
DNV GL-Humidity	B
DNV GL-Vibration	A
DNV GL-EMC	A
DNV GL-Enclosure	Required protection according to the Rules shall be provided upon installation on board
Group	IIC
	IIB

# Solenoid driver - MACX MCR-EX-SL-SD-23-48-LFD - 2924867

## Technical data

### Standards and Regulations

	IIA
--	-----

### Conformance/approvals

Designation	CE
Identification	CE-compliant
Additional text	and EN 61326
Designation	ATEX
Identification	# II (1) G [Ex ia Ga] IIC
	# II (1) D [Ex ia Da] IIIC
	# II 3(1) G Ex nA [ia Ga] IIC T4 Gc X
Certificate	IBExU 13 ATEX1045X
Designation	IECEX
Identification	[Ex ia Ga] IIC
	[Ex ia Da] IIIC
	Ex nA [ia Ga] IIC T4 Gc
Certificate	IECEX IBE 13.0014X
Designation	UL, USA/Canada
Identification	UL 61010 Listed
Certificate	#, C.D.-No 83104549
Designation	KC-s
Identification	[Ex ia] IIC/IIB
Certificate	17-KA4BO-0402X
Designation	Shipbuilding approval
Certificate	DNV GL TAA000020C
Designation	Safety Integrity Level (SIL, IEC 61508)
Identification	3
Designation	EAC Ex
Identification	# [Ex ia Ga] IIC
	# [Ex ia Da] IIIC
Certificate	RU C-DE.AB72.B.00093/19
Temperature	B
Humidity	B
Vibration	A
EMC	A
Enclosure	Required protection according to the Rules shall be provided upon installation on board

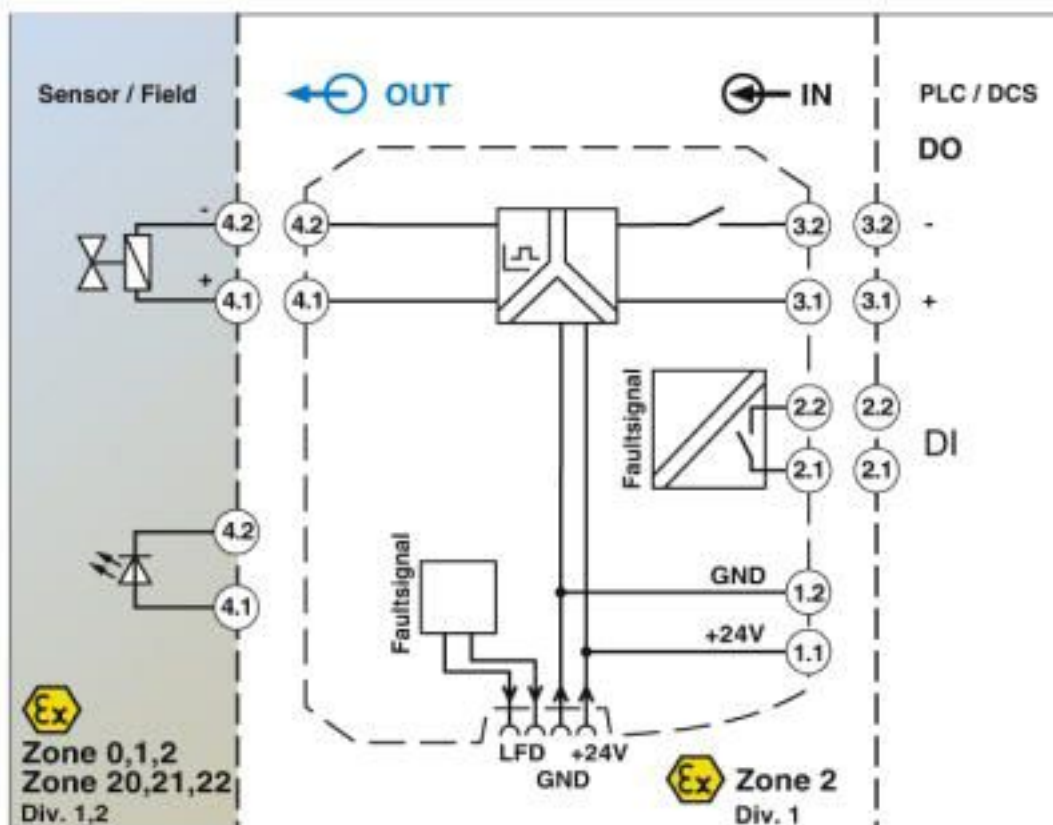
### Environmental Product Compliance

REACH SVHC	Lead 7439-92-1
China RoHS	Environmentally Friendly Use Period = 50 years
	For details about hazardous substances go to tab "Downloads", Category "Manufacturer's declaration"

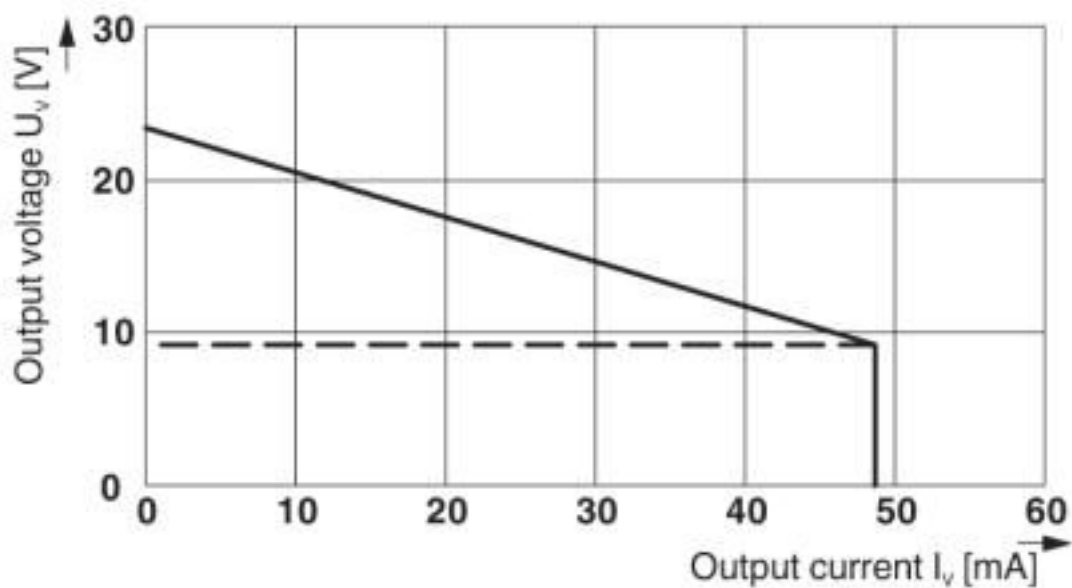
# Solenoid driver - MACX MCR-EX-SL-SD-23-48-LFD - 2924867

## Drawings

Block diagram

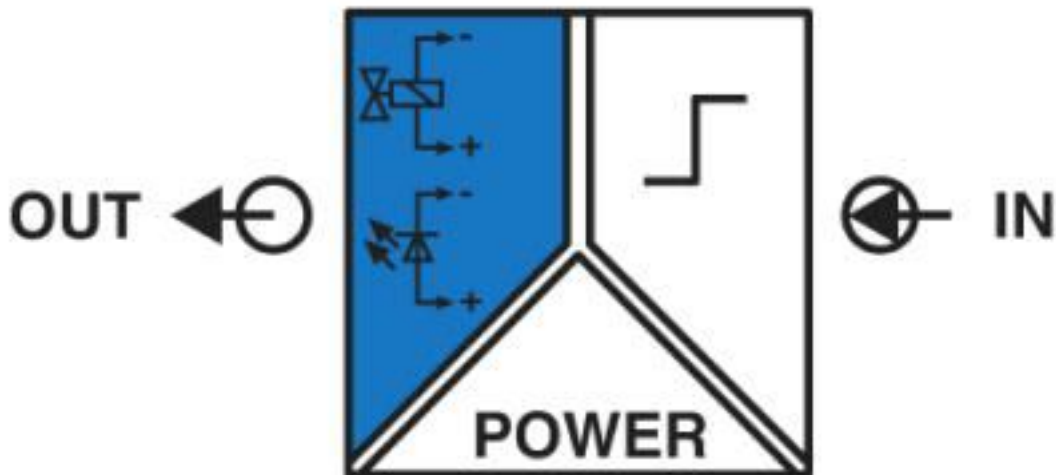


Diagram



# Solenoid driver - MACX MCR-EX-SL-SD-23-48-LFD - 2924867

Pictogram



## Classifications

### eCl@ss

eCl@ss 10.0.1	27243101
eCl@ss 4.0	27210100
eCl@ss 4.1	27210100
eCl@ss 5.0	27210100
eCl@ss 5.1	27210100
eCl@ss 6.0	27243100
eCl@ss 7.0	27243101
eCl@ss 8.0	27243101
eCl@ss 9.0	27243101

### ETIM

ETIM 3.0	EC001599
ETIM 4.0	EC001599
ETIM 5.0	EC002538
ETIM 6.0	EC002538
ETIM 7.0	EC002538

### UNSPSC

UNSPSC 6.01	30211506
UNSPSC 7.0901	39121008
UNSPSC 11	39121008
UNSPSC 12.01	39121008
UNSPSC 13.2	32151802
UNSPSC 18.0	32151802
UNSPSC 19.0	32151802

# Solenoid driver - MACX MCR-EX-SL-SD-23-48-LFD - 2924867

## Classifications

### UNSPSC

UNSPSC 20.0	32151802
UNSPSC 21.0	32151802

## Approvals

### Approvals

#### Approvals

UL Listed / cUL Listed / Functional Safety / DNV GL / cULus Listed

#### Ex Approvals

KC-s / IECEx / ATEX / UL Listed / cUL Listed / EAC Ex / cULus Listed

### Approval details

UL Listed		<a href="http://database.ul.com/cgi-bin/XYV/template/LISEXT/1FRAME/index.htm">http://database.ul.com/cgi-bin/XYV/template/LISEXT/1FRAME/index.htm</a>	FILE E 330267
-----------	--	---	---------------

cUL Listed		<a href="http://database.ul.com/cgi-bin/XYV/template/LISEXT/1FRAME/index.htm">http://database.ul.com/cgi-bin/XYV/template/LISEXT/1FRAME/index.htm</a>	FILE E 330267
------------	--	---	---------------

Functional Safety			BVS Pb 11/13
-------------------	--	--	--------------

DNV GL		<a href="https://approvalfinder.dnvgl.com/">https://approvalfinder.dnvgl.com/</a>	TAA000020C
--------	--	---	------------

cULus Listed			
--------------	--	--	--

## Accessories

### Accessories

### Device marking

## Solenoid driver - MACX MCR-EX-SL-SD-23-48-LFD - 2924867

### Accessories

#### Plastic label - UC-EMLP (11X9) - 0819291



Plastic label, Sheet, white, unlabeled, can be labeled with: BLUEMARK ID COLOR, BLUEMARK ID, BLUEMARK CLED, PLOTMARK, CMS-P1-PLOTTER, mounting type: adhesive, lettering field size: 11 x 9 mm, Number of individual labels: 10

---

#### Plastic label - UC-EMLP (11X9) YE - 0822602



Plastic label, Sheet, yellow, unlabeled, can be labeled with: BLUEMARK ID COLOR, BLUEMARK ID, BLUEMARK CLED, PLOTMARK, CMS-P1-PLOTTER, mounting type: adhesive, lettering field size: 11 x 9 mm, Number of individual labels: 10

---

#### Plastic label - UC-EMLP (11X9) SR - 0828094



Plastic label, Sheet, silver, unlabeled, can be labeled with: BLUEMARK ID COLOR, BLUEMARK ID, BLUEMARK CLED, PLOTMARK, CMS-P1-PLOTTER, mounting type: adhesive, lettering field size: 11 x 9 mm, Number of individual labels: 10

---

#### Plastic label - US-EMLP (11X9) - 0828789



Plastic label, Card, white, unlabeled, can be labeled with: BLUEMARK ID COLOR, BLUEMARK ID, THERMOMARK PRIME, THERMOMARK CARD 2.0, THERMOMARK CARD, mounting type: adhesive, lettering field size: 11 x 9 mm, Number of individual labels: 135

---

#### Plastic label - US-EMLP (11X9) YE - 0828871



Plastic label, Card, yellow, unlabeled, can be labeled with: BLUEMARK ID COLOR, BLUEMARK ID, THERMOMARK PRIME, THERMOMARK CARD 2.0, THERMOMARK CARD, mounting type: adhesive, lettering field size: 11 x 9 mm, Number of individual labels: 135



## Solenoid driver - MACX MCR-EX-SL-SD-23-48-LFD - 2924867

### Accessories

#### Plastic label - US-EMLP (11X9) SR - 0828872



Plastic label, Card, silver, unlabeled, can be labeled with: BLUEMARK ID COLOR, BLUEMARK ID, THERMOMARK PRIME, THERMOMARK CARD 2.0, THERMOMARK CARD, mounting type: adhesive, lettering field size: 11 x 9 mm, Number of individual labels: 135

---

#### Device marker - LS-EMLP (11X9) WH - 0831678



Device marker, Sheet, white, unlabeled, can be labeled with: TOPMARK NEO, TOPMARK LASER, mounting type: adhesive, lettering field size: 11 x 9 mm, Number of individual labels: 255

---

#### Device marker - LS-EMLP (11X9) YE - 0831732



Device marker, Sheet, yellow, unlabeled, can be labeled with: TOPMARK NEO, TOPMARK LASER, mounting type: adhesive, lettering field size: 11 x 9 mm, Number of individual labels: 255

---

#### Device marker - LS-EMLP (11X9) SR - 0831705



Device marker, Sheet, silver, unlabeled, can be labeled with: TOPMARK NEO, TOPMARK LASER, mounting type: adhesive, lettering field size: 11 x 9 mm, Number of individual labels: 255

---

### DIN rail connector

#### DIN rail bus connectors - ME 6,2 TBUS-2 1,5/5-ST-3,81 GN - 2869728



DIN rail connector for DIN rail mounting. Universal for TBUS housing. Gold-plated contacts, 5-pos.

---

### Insulating sleeve

## Solenoid driver - MACX MCR-EX-SL-SD-23-48-LFD - 2924867

### Accessories

Insulating sleeve - MPS-IH BK - 0201731

Insulating sleeve, color: black



Insulating sleeve - MPS-IH GY - 0201728

Insulating sleeve, color: gray



Insulating sleeve - MPS-IH GN - 0201702

Insulating sleeve, color: green



Insulating sleeve - MPS-IH YE - 0201692

Insulating sleeve, color: yellow



Insulating sleeve - MPS-IH BU - 0201689

Insulating sleeve, color: blue



## Solenoid driver - MACX MCR-EX-SL-SD-23-48-LFD - 2924867

### Accessories

Insulating sleeve - MPS-IH RD - 0201676

Insulating sleeve, color: red



Insulating sleeve - MPS-IH WH - 0201663

Insulating sleeve, color: white



### Labeled device marker

Plastic label - UC-EMLP (11X9) CUS - 0824547

Plastic label, can be ordered: by sheet, white, labeled according to customer specifications, mounting type: adhesive, lettering field size: 11 x 9 mm



Plastic label - UC-EMLP (11X9) YE CUS - 0824548

Plastic label, can be ordered: by sheet, yellow, labeled according to customer specifications, mounting type: adhesive, lettering field size: 11 x 9 mm



Plastic label - UC-EMLP (11X9) SR CUS - 0828098

Plastic label, can be ordered: by sheet, silver, labeled according to customer specifications, mounting type: adhesive, lettering field size: 11 x 9 mm, Number of individual labels: 10



### Module carrier

## Solenoid driver - MACX MCR-EX-SL-SD-23-48-LFD - 2924867

### Accessories

Module carrier - TC-D37SUB-ADIO16-EX-P-UNI - 2924854



Universal termination carrier for connecting 16 MACX Analog Ex i signal conditioners to digital or analog I/O cards, via D-SUB connector, 37-pos. (1:1 connection)

---

Module carrier - TC-D37SUB-AIO16-EX-PS-UNI - 2902932



Universal termination carrier for connecting 16 MACX Analog Ex i signal conditioners to digital or analog I/O cards, via D-SUB connector, 37-pos. (1:1 connection), with HART multiplexer connection

---

### Power module

Power and error message module - MACX MCR-PTB - 2865625



Power and fault signaling module with screw connection, including corresponding ME 17,5 TBUS 1,5/ 5-ST-3,81 GY DIN rail connector

---

Power and error message module - MACX MCR-PTB-SP - 2924184



Power and fault signaling module with Push-in connection, including corresponding ME 17,5 TBUS 1,5/ 5-ST-3,81 GY DIN rail connector

---

### Test plug terminal block

Test plugs - MPS-MT - 0201744



Test plugs, with solder connection up to 1 mm<sup>2</sup> conductor cross section, color: gray

---

---

Phoenix Contact 2020 © - all rights reserved  
<http://www.phoenixcontact.com>

PHOENIX CONTACT GmbH & Co. KG  
Flachmarktstr. 8  
32825 Blomberg  
Germany  
Tel. +49 5235 300  
Fax +49 5235 3 41200  
<http://www.phoenixcontact.com>

## X-ON Electronics

Largest Supplier of Electrical and Electronic Components

*Click to view similar products for [Terminal Block Interface Modules](#) category:*

*Click to view products by [Phoenix Contact](#) manufacturer:*

Other Similar products are found below :

[73-551-6002I](#) [GCN1MX25B](#) [DIN-50P-01](#) [DIN-68H-01](#) [DIN-96DI-01](#) [2291901](#) [2295185](#) [2907794](#) [2M10FCL](#) [FLKM-2I/O](#) [FLKM-4I/O](#)  
[2281759](#) [2906251](#) [2907808](#) [5601749](#) [5541962](#) [1776613-1](#) [GCN1-004A](#) [ADAM-3920R-AE](#) [060-6827-06](#) [2311030](#) [2287708](#) [XW2C-20G6-](#)  
[IO16](#) [GCN1-T](#) [MACX](#) [MCR-VAC](#) [5775235](#) [ADAM-3956-BE](#) [XW6T-COM2.5X20YL](#) [XW6T-COM1.5X8BL](#) [XW6T-COM1.5X16BL](#)  
[XW6T-COM1.5X20YL](#) [XW6T-COM1.5X16YL](#) [XW6T-COM1.5X20RD](#) [XW6T-COM1.5X20BL](#) [XW6T-COM2.5X8BL](#) [1976610000](#) [UM](#)  
[45-D50SUB/B/ZFKDS](#) [5541234](#) [410-261](#) [2906243](#) [2907706](#) [ADAM-3909-AE](#) [ADAM-3920-AE](#) [ADAM-3925-AE](#) [ADAM-3937-BE](#)  
[ADAM-3950-AE](#) [ADAM-3951-BE](#) [ADAM-3968-AE](#) [ADAM-3968/50-AE](#) [2905026](#)