

Single relay - REL-MR- 60DC/21-21 - 2961273

Please be informed that the data shown in this PDF Document is generated from our Online Catalog. Please find the complete data in the user's documentation. Our General Terms of Use for Downloads are valid (<http://phoenixcontact.com/download>)




Plug-in miniature power relay, with power contact, 2 PDTs, input voltage 60 V DC

Your advantages

- ✓ RT III-proof (wash-proof)
- ✓ Switching current of up to 8 A



Key Commercial Data

Packing unit	10 pc
Minimum order quantity	10 pc
GTIN	 4 017918 164034
GTIN	4017918164034
Sales Key	08

Technical data

Dimensions

Width	12.7 mm
Height	29 mm
Depth	15.7 mm

Ambient conditions

Ambient temperature (operation)	-40 °C ... 85 °C
Ambient temperature (storage/transport)	-40 °C ... 85 °C
Degree of protection	RT III

Coil side

Nominal input voltage U_N	60 V DC
Typical input current at U_N	8.2 mA
Typical response time	7 ms

Single relay - REL-MR- 60DC/21-21 - 2961273

Technical data

Coil side

Typical release time	3 ms
Coil resistance	7340 Ω ±15 % (at 20 °C)
Power dissipation for nominal condition	0.49 W

Contact side

Contact type	2 PDT
Type of switch contact	Single contact
Contact material	AgNi
Maximum switching voltage	250 V AC/DC
Minimum switching voltage	5 V (at 10 mA)
Min. switching current	10 mA (At 5 V)
Maximum inrush current	25 A (20 ms)
Limiting continuous current	8 A
Interrupting rating (ohmic load) max.	190 W (at 24 V DC)
	85 W (at 48 V DC)
	60 W (at 60 V DC)
	44 W (at 110 V DC)
	60 W (at 220 V DC)
	2000 VA (for 250 V AC)
Switching capacity	2 A (at 24 V, DC13)
	0.2 A (at 250 V, DC13)
	3 A (at 24 V, AC15)
	3 A (at 120 V, AC15)
	3 A (at 250 V, AC15)
Motor load according to UL 508	1/4 HP, 120 V AC
	1/2 HP, 240 V AC

General

Test voltage relay winding/relay contact	5 kV AC (50 Hz, 1 min.)
Test voltage relay contact/relay contact	2.5 kV AC (50 Hz, 1 min.)
Operating mode	100% operating factor
Mechanical service life	3x 10 ⁷ cycles
Service life, electrical	see diagram
Mounting position	any
Assembly instructions	Can be aligned without spacing (> 70 °C ≥ 2.5 mm)

Connection data

Connection method	Solder connection
-------------------	-------------------

Standards and Regulations

Connection in acc. with standard	CUL
Standards/regulations	IEC 60664
	EN 50178

Single relay - REL-MR- 60DC/21-21 - 2961273

Technical data

Standards and Regulations

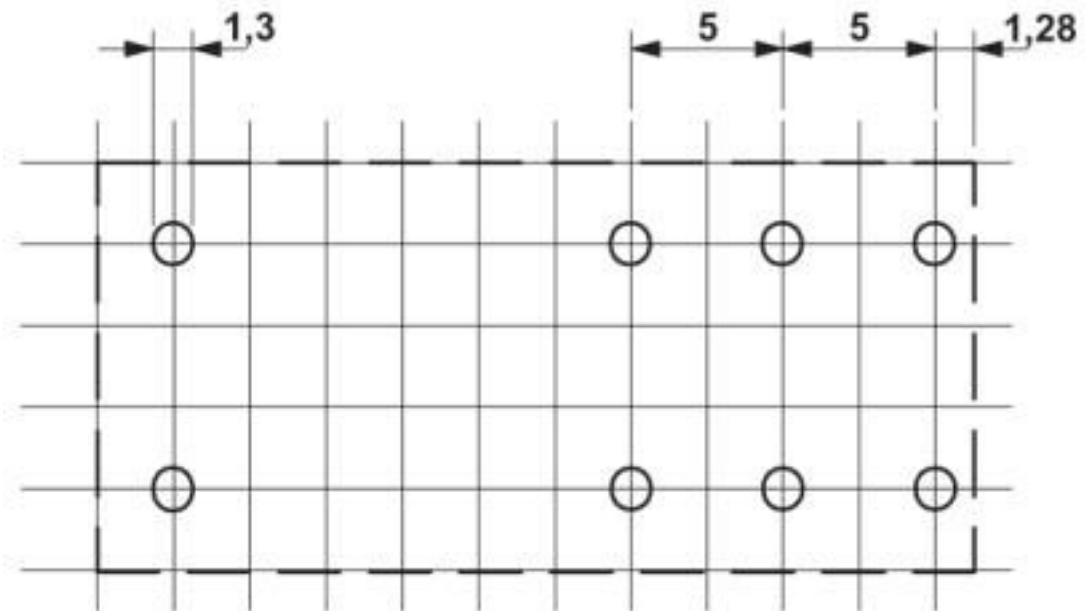
	EN 61810-1
Insulation	Basic insulation
Pollution degree	3
Overvoltage category	III

Environmental Product Compliance

China RoHS	Environmentally friendly use period: unlimited = EFUP-e
	No hazardous substances above threshold values

Drawings

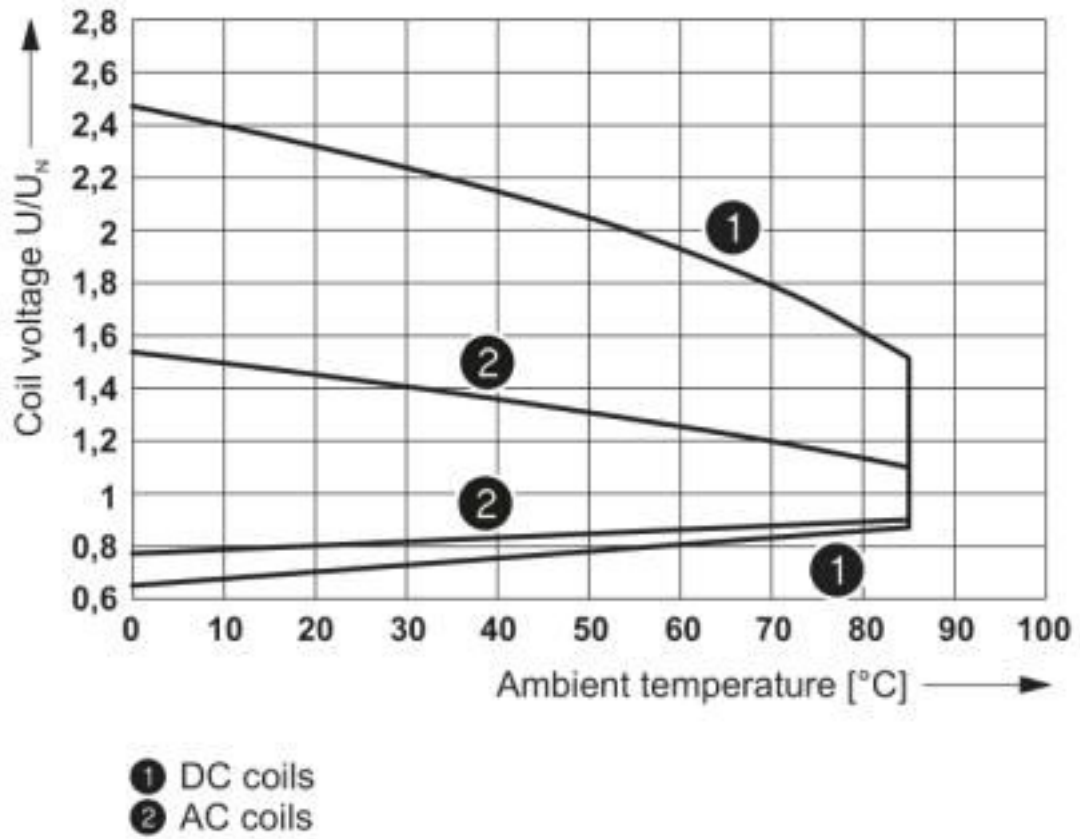
Drilling diagram



a = pitch division 2.5 mm

Single relay - REL-MR- 60DC/21-21 - 2961273

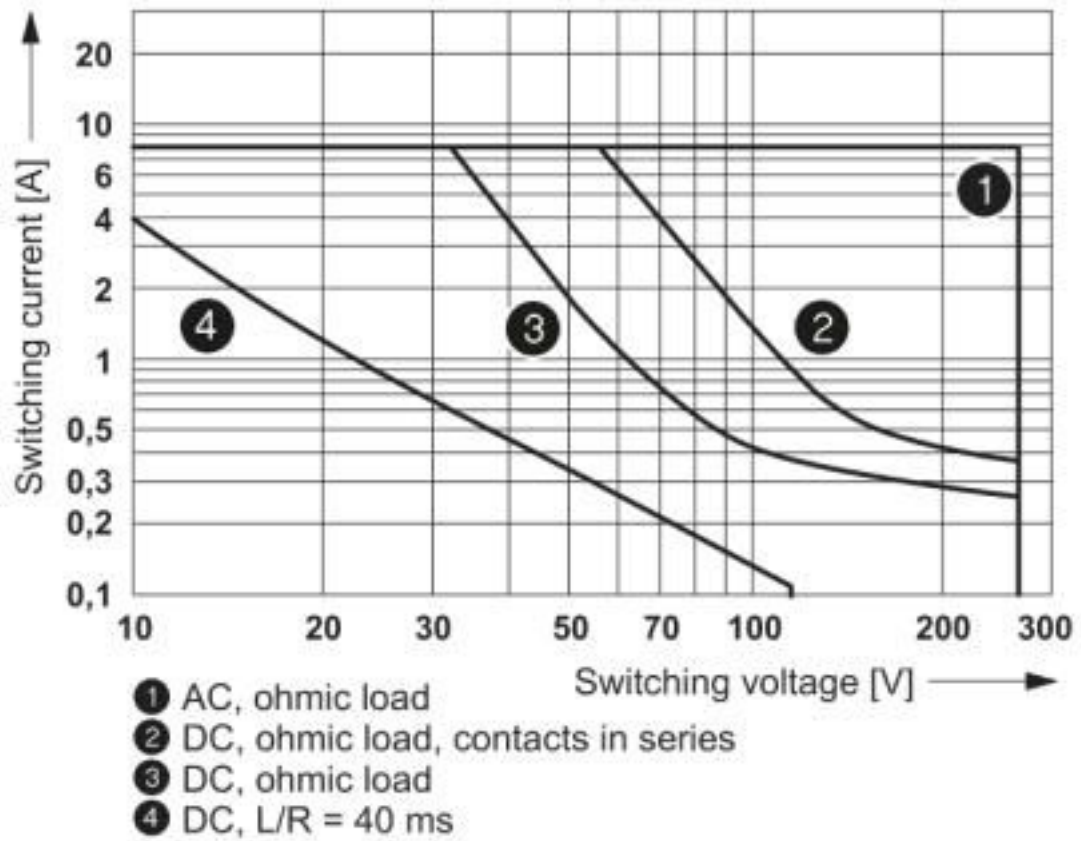
Diagram



Operating voltage range

Single relay - REL-MR- 60DC/21-21 - 2961273

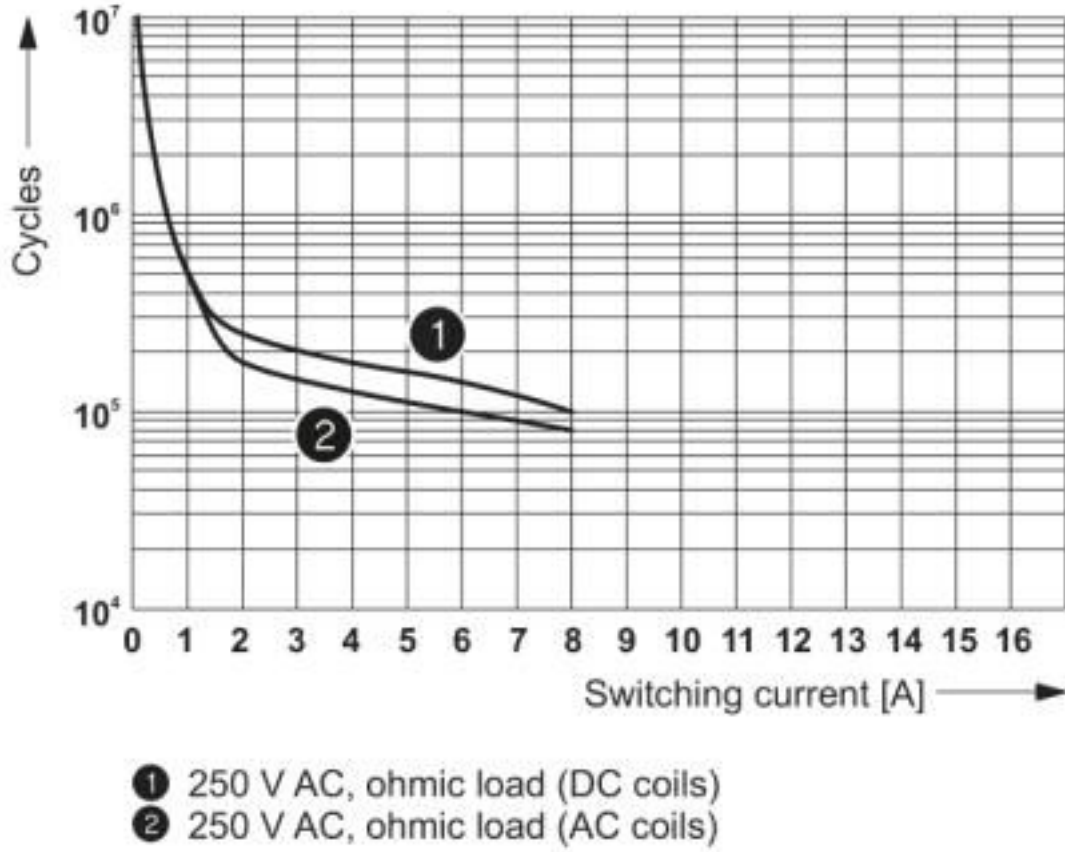
Diagram



Interrupting rating

Single relay - REL-MR- 60DC/21-21 - 2961273

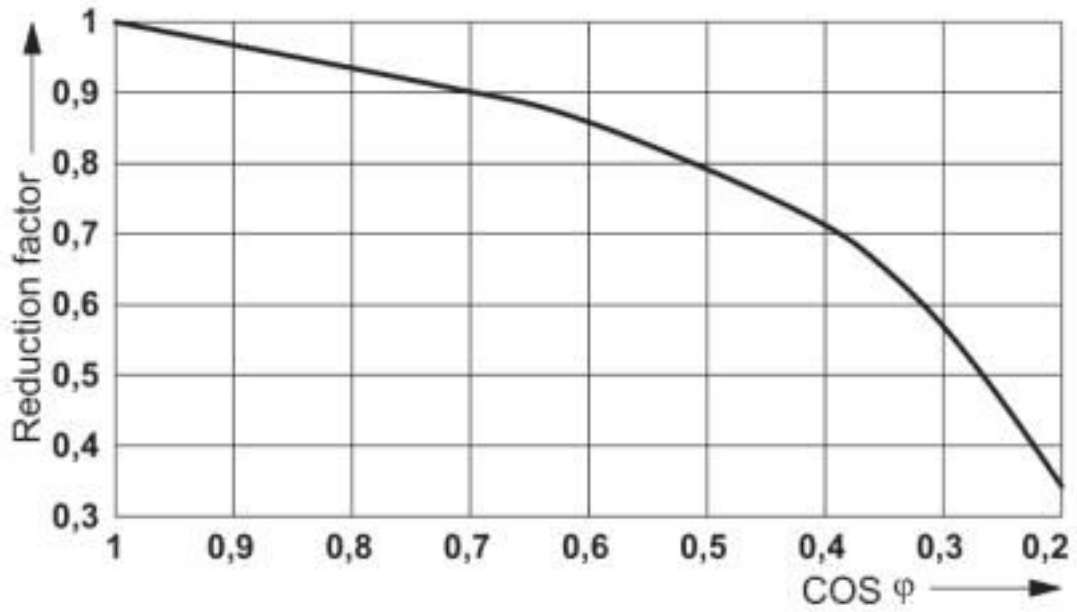
Diagram



Electrical service life

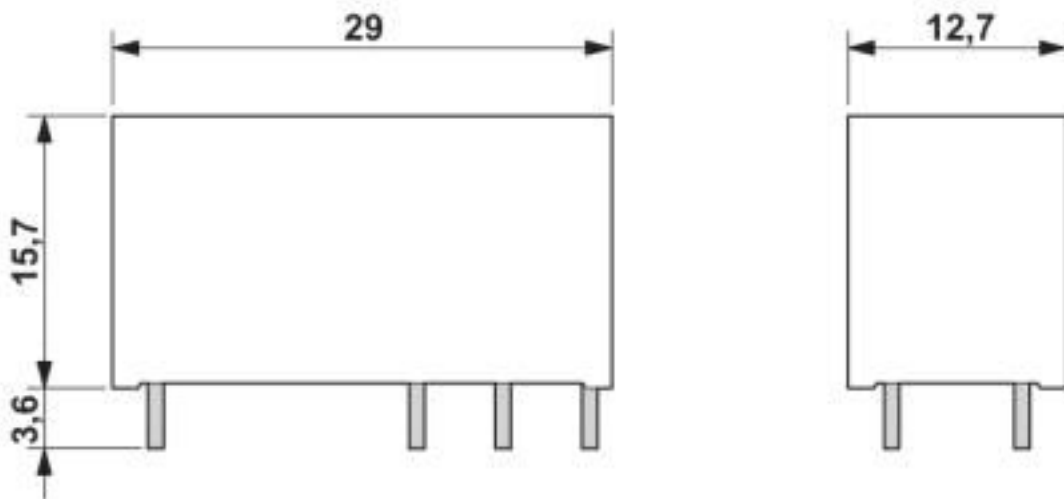
Single relay - REL-MR- 60DC/21-21 - 2961273

Diagram



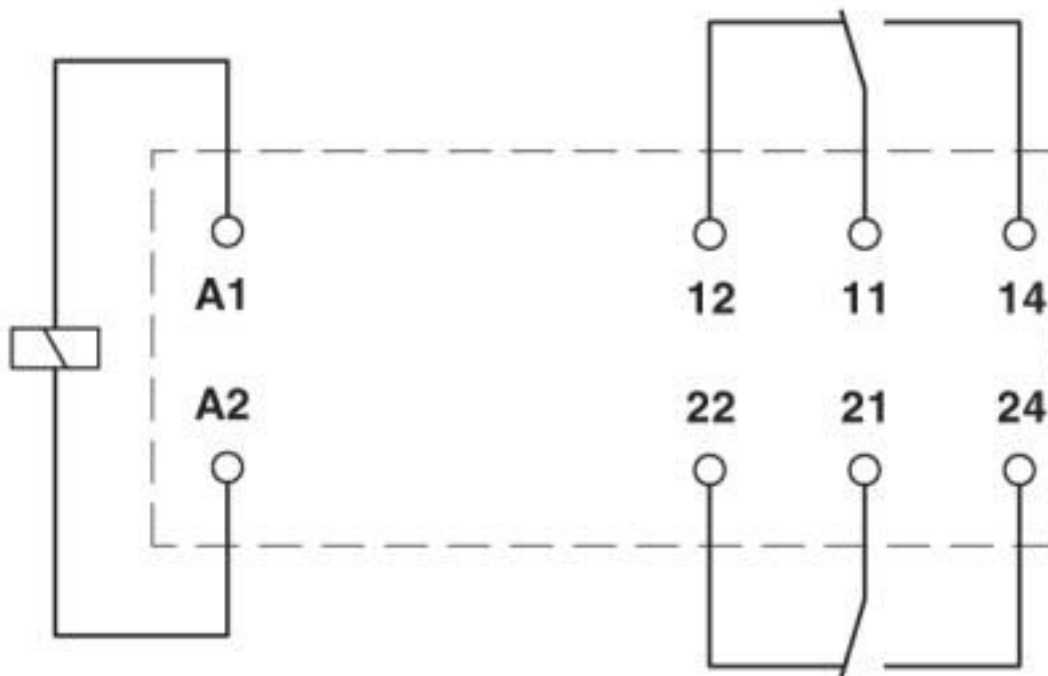
Service life reduction factor with various cos phi

Dimensional drawing



Single relay - REL-MR- 60DC/21-21 - 2961273

Circuit diagram



Classifications

eCl@ss

eCl@ss 10.0.1	27371601
eCl@ss 4.0	27371100
eCl@ss 4.1	27371100
eCl@ss 5.0	27371600
eCl@ss 5.1	27371600
eCl@ss 6.0	27371600
eCl@ss 7.0	27371601
eCl@ss 8.0	27371601
eCl@ss 9.0	27371601

ETIM

ETIM 2.0	EC001437
ETIM 3.0	EC001437
ETIM 4.0	EC001437
ETIM 5.0	EC001437
ETIM 6.0	EC001437
ETIM 7.0	EC001437

UNSPSC

UNSPSC 6.01	30211916
-------------	----------

Single relay - REL-MR- 60DC/21-21 - 2961273

Classifications

UNSPSC

UNSPSC 7.0901	39121515
UNSPSC 11	39121515
UNSPSC 12.01	39121515
UNSPSC 13.2	39122334
UNSPSC 18.0	39122334
UNSPSC 19.0	39122334
UNSPSC 20.0	39122334
UNSPSC 21.0	39122334

Approvals

Approvals

Approvals

UL Recognized / cUL Recognized / PRS / UL Recognized / cUL Recognized / VDE Zeichengenehmigung / EAC / EAC

Ex Approvals

Approval details

UL Recognized		http://database.ul.com/cgi-bin/XYV/template/LISEXT/1FRAME/index.htm	FILE E 228652
---------------	--	---	---------------

cUL Recognized		http://database.ul.com/cgi-bin/XYV/template/LISEXT/1FRAME/index.htm	FILE E 228652
----------------	--	---	---------------

PRS		http://www.prs.pl/	TE/2109/880590/16
-----	--	---	-------------------

UL Recognized		http://database.ul.com/cgi-bin/XYV/template/LISEXT/1FRAME/index.htm	FILE E 228652
---------------	--	---	---------------

cUL Recognized		http://database.ul.com/cgi-bin/XYV/template/LISEXT/1FRAME/index.htm	FILE E 228652
----------------	--	---	---------------

Single relay - REL-MR- 60DC/21-21 - 2961273

Approvals

VDE Zeichengenehmigung		http://www2.vde.com/de/Institut/Online-Service/VDE-gepruefteProdukte/Seiten/Online-Suche.aspx	40007758
------------------------	--	---	----------

EAC			TR_TS_D_00573_c
-----	--	--	-----------------

EAC			RU*C- DE.*08.B.00010
-----	--	--	-------------------------

Accessories

Additional products

Relay base - PLC-BPT- 60DC/21-21 - 2900286



14 mm PLC basic terminal block with push-in connection, without relay or solid-state relay, for mounting on DIN rail NS 35/7,5, 2 PDTs, input voltage 60 V DC

Relay base - PLC-BSP- 60DC/21-21 - 2912468



14 mm PLC basic terminal block with spring-cage connection, without relay or solid-state relay, for mounting on DIN rail NS 35/7,5, 2 PDTs, input voltage 60 V DC

Relay base - PLC-BSC- 60DC/21-21 - 2967316



14 mm PLC basic terminal block with screw connection, without relay or solid-state relay, for mounting on DIN rail NS 35/7,5, 2 PDTs, input voltage 60 V DC

Single relay - REL-MR- 60DC/21-21 - 2961273

Accessories

Relay base - PR1-BSC2/2X21 - 2833518



Relay base PR1..., for miniature power relay or miniature switching relay with 1 or 2 PDT or solid-state relay of same construction, 2/2 level design, screw connections, connection facility for input/interference suppression modules

Relay base - PR1-BSC3/2X21 - 2833521



Relay base PR1..., for miniature power relay or miniature switching relay with 1 or 2 PDT or solid-state relay of same construction, 1/3 level design, screw connections, connection facility for input/interference suppression modules

Relay base - PR1-BSP3/2X21 - 2833534



Relay base PR1..., for miniature power relay or miniature switching relay with 1 or 2 PDT or solid-state relay of same construction, 1/3 level design, spring-cage connections, connection facility for input/interference suppression modules

Relay base - RIF-1-BPT/2X21 - 2900931



RIF-1... relay base, for miniature power relay with 1 or 2 PDTs or solid-state relays of the same design, push-in connection, plug-in option for input/suppressor modules, for mounting on NS 35/7,5

Relay base - RIF-1-BSC/2X21 - 2900930



RIF-1... relay base, for miniature power relay with 1 or 2 changeover contacts or identical solid-state relays, screw connection, plug-in option for input/interference suppression modules, for mounting on NS 35/7,5

Phoenix Contact 2020 © - all rights reserved
<http://www.phoenixcontact.com>

PHOENIX CONTACT GmbH & Co. KG
Flachsmarktstr. 8
32825 Blomberg
Germany
Tel. +49 5235 300
Fax +49 5235 3 41200
<http://www.phoenixcontact.com>

X-ON Electronics

Largest Supplier of Electrical and Electronic Components

Click to view similar products for [General Purpose Relays](#) category:

Click to view products by [Phoenix Contact](#) manufacturer:

Other Similar products are found below :

[PCN-105D3MH,000](#) [59641F200](#) [LY1SAC110120](#) [5X827E](#) [5X837F](#) [5X840F](#) [5X842F](#) [5X848E](#) [LY2N-AC120](#) [LY2S-AC220/240](#) [LY2-US-AC120](#) [LY3-US-AC120](#) [LY4F-UA-DC12](#) [LY4F-UA-DC24](#) [LY4F-US-AC120](#) [LY4F-US-AC240](#) [LY4F-US-DC24](#) [LY4F-VD-AC110](#) [LYQ20DC12](#) [M115C60](#) [M115N010](#) [M115N0150](#) [6031007G](#) [603-12D](#) [61211T0B4](#) [61212T400](#) [61222Q400](#) [61243B600](#) [61243C500](#) [61243Q400](#) [61311BOA2](#) [61311BOA6](#) [61311BOA8](#) [61311C0A2](#) [61311COA1](#) [61311COA6](#) [61311F0A2](#) [61311QOA1](#) [61311QOA4](#) [61311T0D6](#) [61311TOA6](#) [61311TOA7](#) [61311TOB3](#) [61311TOB4](#) [61311U0A6](#) [61312Q600](#) [61312T400](#) [61312T600](#) [61313U200](#) [61313U400](#)