

## Solid-state relay module - PLC-OSP- 24DC/ 24DC/ 3RW - 2980513

Please be informed that the data shown in this PDF Document is generated from our Online Catalog. Please find the complete data in the user's documentation. Our General Terms of Use for Downloads are valid (<http://phoenixcontact.com/download>)




PLC-INTERFACE for railway applications, consisting of basic terminal block with spring-cage connection and integrated miniature solid-state relay, range:  $0.7 \times U_N$  to  $1.25 \times U_N$ , temperature range:  $-25^\circ\text{C}$  to  $+70^\circ\text{C}$ , 1 N/O contact, input: 24 V DC, output: 3 - 33 V DC/3 A

### Your advantages

- Shock resistance according to DIN 50155 (requirements according to EN 61373)
- Temperature range of  $-25^\circ\text{C}$  to  $+70^\circ\text{C}$
- Input voltage range of  $0.7 - 1.25 \times U_N$



### Key Commercial Data

Packing unit	10 pc
GTIN	 4 046356 103947
GTIN	4046356103947

### Technical data

#### Dimensions

Width	6.2 mm
Height	80 mm
Depth	86 mm

#### Ambient conditions

Ambient temperature (operation)	$-25^\circ\text{C} \dots 70^\circ\text{C}$
Ambient temperature (storage/transport)	$-40^\circ\text{C} \dots 85^\circ\text{C}$

#### Input data

Nominal input voltage $U_N$	24 V DC
Input voltage range in reference to $U_N$	$0.7 \dots 1.25$ ( $t < 1 \text{ s} = 0.6 \dots 1.4 \times U_N$ )
Input voltage range	16.8 V DC ... 30 V DC
Switching threshold "0" signal in reference to $U_N$	$\leq 0.3$
Switching threshold "1" signal in reference to $U_N$	$\geq 0.6$

# Solid-state relay module - PLC-OSP- 24DC/ 24DC/ 3RW - 2980513

## Technical data

### Input data

Typical input current at $U_N$	8.5 mA
Typical response time	40 $\mu$ s
Typical turn-off time	200 $\mu$ s
Operating voltage display	Yellow LED
Type of protection	Reverse polarity protection
Protective circuit/component	Polarity protection diode
Transmission frequency	300 Hz
Power dissipation for nominal condition	0.2 W

### Output data

Output nominal voltage	24 V DC
Output voltage range	3 V DC ... 33 V DC ( $t < 1 \text{ s} = 1.40 \times U_N$ )
Limiting continuous current	3 A (see derating curve)
Surge voltage protection	> 33 V DC
Voltage drop at max. limiting continuous current	< 200 mV
Output circuit	2-wire, floating
Type of protection	Reverse polarity protection
	Surge protection
Protective circuit/component	Polarity protection diode
	Suppressor diode

### Connection data, input side

Connection name	Input side
Connection method	Spring-cage connection
Stripping length	8 mm
Conductor cross section solid	0.14 mm <sup>2</sup> ... 2.5 mm <sup>2</sup>
Conductor cross section flexible	0.14 mm <sup>2</sup> ... 2.5 mm <sup>2</sup>
Conductor cross section AWG	26 ... 14

### Connection data, output side

Connection name	Output side
Connection method	Spring-cage connection
Stripping length	8 mm
Conductor cross section solid	0.14 mm <sup>2</sup> ... 2.5 mm <sup>2</sup>
Conductor cross section flexible	0.14 mm <sup>2</sup> ... 2.5 mm <sup>2</sup>
Conductor cross section AWG	26 ... 14

### General

Mounting position	any
Assembly instructions	In rows with zero spacing
Operating mode	100% operating factor
Flammability rating according to UL 94	V0 (Housing)

## Solid-state relay module - PLC-OSP- 24DC/ 24DC/ 3RW - 2980513

### Technical data

#### Standards and Regulations

Connection in acc. with standard	CUL
Designation	Air clearances and creepage distances between the power circuits
Standards/regulations	IEC 60664
	EN 50178
Rated insulation voltage	250 V
Rated surge voltage	4 kV
Insulation	Basic insulation
Pollution degree	2
Overvoltage category	III

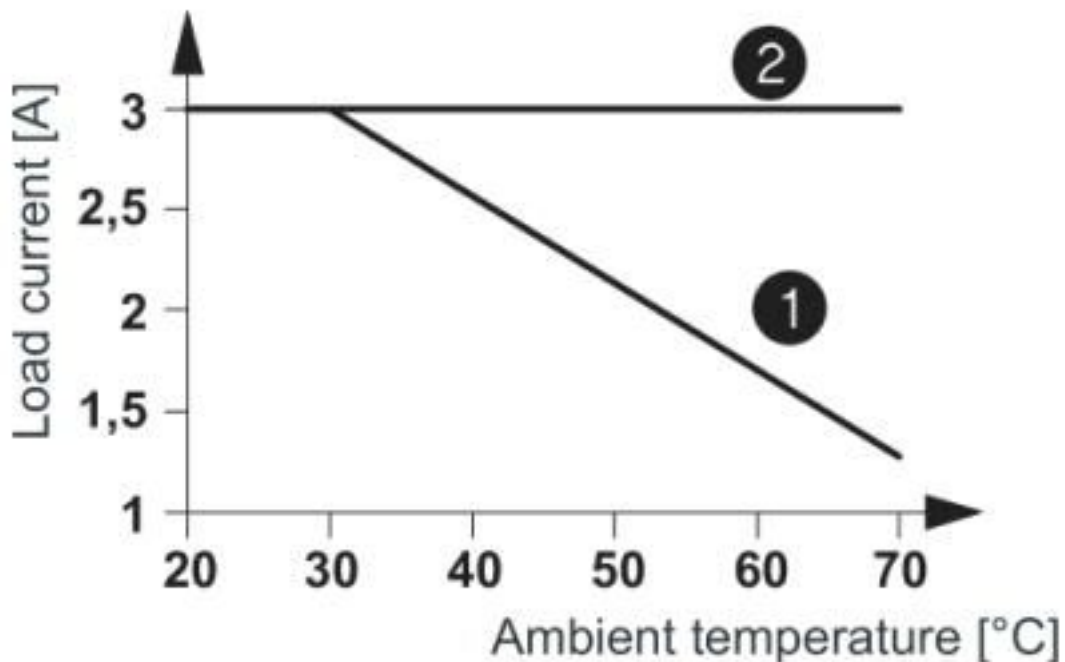
#### Environmental Product Compliance

REACH SVHC	Lead 7439-92-1
China RoHS	Environmentally Friendly Use Period = 50 years
	For details about hazardous substances go to tab "Downloads", Category "Manufacturer's declaration"

### Drawings

# Solid-state relay module - PLC-OSP- 24DC/ 24DC/ 3RW - 2980513

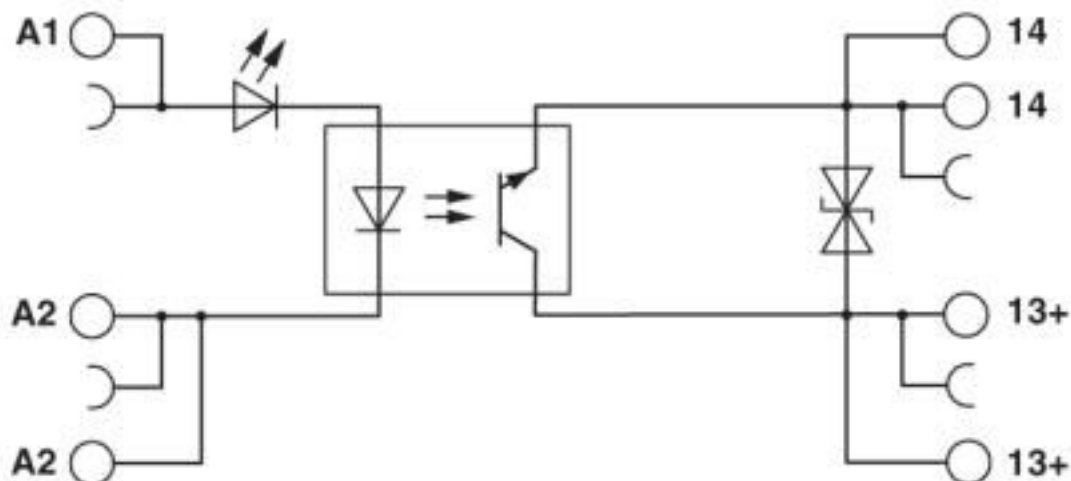
Diagram



- 1 In rows with zero spacing
- 2 in rows with > 20 mm spacing

The figure shows the load current as function of the ambient temperature range PLC-OSP-.../24DC/3RW. Duty cycle: 100% operating factor

Circuit diagram



# Solid-state relay module - PLC-OSP- 24DC/ 24DC/ 3RW - 2980513

## Classifications

### eCl@ss

eCl@ss 5.0	27371001
eCl@ss 5.1	27371000
eCl@ss 6.0	27371600
eCl@ss 7.0	27371604
eCl@ss 8.0	27371604
eCl@ss 9.0	27371604

### ETIM

ETIM 2.0	EC001504
ETIM 3.0	EC001504
ETIM 4.0	EC001504
ETIM 5.0	EC001504
ETIM 6.0	EC001504
ETIM 7.0	EC001504

### UNSPSC

UNSPSC 6.01	30211916
UNSPSC 7.0901	39121542
UNSPSC 11	39121542
UNSPSC 12.01	39121542
UNSPSC 13.2	39122326
UNSPSC 19.0	39122326

## Accessories

### Accessories

#### Bridge

Continuous plug-in bridge - FBST 500-PLC RD - 2966786



Continuous plug-in bridge, length: 500 mm, color: red

Continuous plug-in bridge - FBST 500-PLC BU - 2966692



Continuous plug-in bridge, length: 500 mm, color: blue

## Solid-state relay module - PLC-OSP- 24DC/ 24DC/ 3RW - 2980513

### Accessories

Continuous plug-in bridge - FBST 500-PLC GY - 2966838



Continuous plug-in bridge, length: 500 mm, color: gray

---

Single plug-in bridge - FBST 6-PLC RD - 2966236



Single plug-in bridge, length: 6 mm, number of positions: 2, color: red

---

Single plug-in bridge - FBST 6-PLC BU - 2966812



Single plug-in bridge, length: 6 mm, number of positions: 2, color: blue

---

Single plug-in bridge - FBST 6-PLC GY - 2966825



Single plug-in bridge, length: 6 mm, number of positions: 2, color: gray

---

Single plug-in bridge - FBST 8-PLC GY - 2967688



Single plug-in bridge, length: 8 mm, number of positions: 2, color: gray

---

DIN rail

## Solid-state relay module - PLC-OSP- 24DC/ 24DC/ 3RW - 2980513

### Accessories

DIN rail, unperforated - NS 35/ 7,5 V2A UNPERF 2000MM - 0801377



DIN rail, unperforated, Standard profile, width: 35 mm, height: 7.5 mm, acc. to EN 60715, material: Stainless steel V2A, uncoated, length: 2000 mm, color: silver

---

DIN rail perforated - NS 35/ 7,5 PERF 2000MM - 0801733



DIN rail perforated, Standard profile, width: 35 mm, height: 7.5 mm, acc. to EN 60715, material: Steel, galvanized, passivated with a thick layer, length: 2000 mm, color: silver

---

DIN rail, unperforated - NS 35/ 7,5 CU UNPERF 2000MM - 0801762



DIN rail, unperforated, Standard profile, width: 35 mm, height: 7.5 mm, acc. to EN 60715, material: Copper, uncoated, length: 2000 mm, color: copper-colored

---

DIN rail, unperforated - NS 35/15 UNPERF 2000MM - 1201714



DIN rail, unperforated, Standard profile, width: 35 mm, height: 15 mm, similar to EN 60715, material: Steel, galvanized, passivated with a thick layer, length: 2000 mm, color: silver

---

DIN rail, unperforated - NS 35/15 CU UNPERF 2000MM - 1201895



DIN rail, unperforated, Standard profile, width: 35 mm, height: 15 mm, similar to EN 60715, material: Copper, uncoated, length: 2000 mm, color: copper-colored

---

## Solid-state relay module - PLC-OSP- 24DC/ 24DC/ 3RW - 2980513

### Accessories

DIN rail, unperforated - NS 35/15-2,3 UNPERF 2000MM - 1201798



DIN rail, unperforated, Standard profile 2.3 mm, width: 35 mm, height: 15 mm, acc. to EN 60715, material: Steel, galvanized, passivated with a thick layer, length: 2000 mm, color: silver

DIN rail, unperforated - NS 35/15 AL UNPERF 2000MM - 1201756



DIN rail, unperforated, Standard profile, width: 35 mm, height: 15 mm, similar to EN 60715, material: Aluminum, uncoated, length: 2000 mm, color: silver

DIN rail perforated - NS 35/15 PERF 2000MM - 1201730



DIN rail perforated, Standard profile, width: 35 mm, height: 15 mm, similar to EN 60715, material: Steel, galvanized, passivated with a thick layer, length: 2000 mm, color: silver

DIN rail, unperforated - NS 35/ 7,5 UNPERF 2000MM - 0801681



DIN rail, unperforated, Standard profile, width: 35 mm, height: 7.5 mm, acc. to EN 60715, material: Steel, galvanized, passivated with a thick layer, length: 2000 mm, color: silver

### Partition plate

Separating plate - PLC-ATP BK - 2966841



Separating plate, 2 mm thick, required at the start and end of a PLC terminal strip. Furthermore, it is used for: visual separation of groups, safe isolation of different voltages of neighboring PLC relays in acc. with DIN VDE 0106-101, isolation

### Power module



## Solid-state relay module - PLC-OSP- 24DC/ 24DC/ 3RW - 2980513

### Accessories

Power terminal block - PLC-ESK GY - 2966508



Power terminal block, for the input of up to four potentials, for mounting on NS 35/7.5

---

### Screwdriver tools

Screwdriver - SZF 1-0,6X3,5 - 1204517



Actuation tool, for ST terminal blocks, also suitable for use as a bladed screwdriver, size: 0.6 x 3.5 x 100 mm, 2-component grip, with non-slip grip

---

Phoenix Contact 2020 © - all rights reserved  
<http://www.phoenixcontact.com>

PHOENIX CONTACT GmbH & Co. KG  
Flachsmarktstr. 8  
32825 Blomberg  
Germany  
Tel. +49 5235 300  
Fax +49 5235 3 41200  
<http://www.phoenixcontact.com>

## X-ON Electronics

Largest Supplier of Electrical and Electronic Components

*Click to view similar products for [Solid State Relays - Industrial Mount](#) category:*

*Click to view products by [Phoenix Contact](#) manufacturer:*

Other Similar products are found below :

[D2440-C](#) [H10CA4890](#) [D4875C](#) [1395831-1](#) [1616010-6](#) [BR312BY](#) [A-1326](#) [H10CA4850](#) [H12CA4890VL](#) [RA2410-D06](#) [RA2410HA06T](#)  
[D1202F](#) [D53TP50-10](#) [W230E-1-12](#) [W230T-3-12](#) [1-1617030-3](#) [1-1617033-7](#) [MS2-D2420](#) [MS2-D2430](#) [A-1440](#) [RJ1P60V50E](#) [HS501DR-](#)  
[D2425](#) [RN1F48I50](#) [70.362.1028.0](#) [7-1393030-8](#) [Z5.509.0828.0](#) [G3DZ-4B DC24](#) [G3DZ-F4B DC12](#) [2912138](#) [SSRDAC10](#) [SSR-10048RD1](#)  
[RV8S-L-A240-D24](#) [RV8S-L-A240-D6](#) [RV8S-S-A240-D24](#) [RV8S-S-A240-D6](#) [RV8S-S-A240Z-D24](#) [RV8S-S-D24-A240](#) [RV8S-S-D48-A120](#)  
[RN1F12V50](#) [RJ1P60I30E](#) [RJ1P60V30E](#) [SO967860](#) [SMT8628521](#) [SO869970](#) [SOD867180](#) [SAL961360](#) [SO867970](#) [SOB863860](#)  
[SOB867640](#) [SOB942360](#)