

Coupling relay - PSR-SCP- 24UC/URM/3X1/3X2 - 2981839

Please be informed that the data shown in this PDF Document is generated from our Online Catalog. Please find the complete data in the user's documentation. Our General Terms of Use for Downloads are valid (<http://phoenixcontact.com/download>)




Safe coupling relay with force-guided contacts, 3 N/O contacts, 3 N/C contacts, plug-in screw terminal block, width: 22.5 mm

Your advantages

- Suitable up to category 1, PL c (EN ISO 13849-1), SILCL 1 (EN 62061), SIL 1 (IEC 61508)
- Safe readback due to force-guided signal contact in accordance with EN 50205
- Easy proof test according to IEC 61508 thanks to integrated signal contact
- One or two-channel activation
- 3 enabling current paths, 3 confirmation current paths



Key Commercial Data

Packing unit	1 pc
GTIN	 4 046356 138604
GTIN	4046356138604

Technical data

Note

Utilization restriction	EMC: class A product, see manufacturer's declaration in the download area
-------------------------	---

Dimensions

Width	22.5 mm
Height	114.5 mm
Depth	99 mm

Ambient conditions

Ambient temperature (operation)	-20 °C ... 55 °C
Ambient temperature (storage/transport)	-40 °C ... 70 °C
Max. permissible relative humidity (operation)	75 % (on average, 85% infrequently, non-condensing)
Max. permissible humidity (storage/transport)	75 % (on average, 85% infrequently, non-condensing)

Coupling relay - PSR-SCP- 24UC/URM/3X1/3X2 - 2981839

Technical data

Ambient conditions

Maximum altitude	max. 2000 m (Above sea level)
------------------	-------------------------------

Input data

Rated control circuit supply voltage U_s	24 V AC/DC -15 % / +10 %
Rated control supply current I_s	typ. 45 mA
Power consumption at U_s	typ. 1.08 W
Inrush current	typ. 350 mA DC ($\Delta t < 1 \mu s$ at U_s)
	typ. 350 mA AC ($\Delta t = 2$ ms at U_s)
Typ. starting time with U_s	typ. 15 ms (when controlled via A1)
Typical release time	typ. 15 ms (when controlled via A1)
Recovery time	< 500 ms
Operating voltage display	1 x green LED
Protective circuit	Surge protection Suppressor diode
Maximum switching frequency	0.5 Hz

Output data

Contact type	3 enabling current paths
	3 confirmation current paths
Contact material	AgSnO ₂
Maximum switching voltage	230 V AC/DC (Observe the load curve)
Minimum switching voltage	5 V AC/DC
Limiting continuous current	6 A (N/O contact)
	3 A (N/C contact)
Maximum inrush current	8 A
Inrush current, minimum	10 mA
Sq. Total current	48 A ²
Interrupting rating (ohmic load) max.	For additional values, see load curve
Maximum interrupting rating (inductive load)	48 W (N/O contact, 24 V DC, $\tau = 40$ ms)
	40 W (N/O contact, 48 V DC, $\tau = 40$ ms)
	36 W (N/O contact, 60 V DC, $\tau = 40$ ms)
	35 W (N/O contact, 110 V DC, $\tau = 40$ ms)
	33 W (N/O contact, 220 V DC, $\tau = 40$ ms)
Switching capacity	min. 50 mW
Mechanical service life	10x 10 ⁶ cycles
Switching capacity according to IEC 60947-5-1	5 A (24 V (DC13))
	5 A (250 V (AC15))
Output fuse	10 A gL/gG (N/O contact)
	4 A gL/gG (N/O contact, for low-demand applications)
	6 A gL/gG (N/C contact)

General

Coupling relay - PSR-SCP- 24UC/URM/3X1/3X2 - 2981839

Technical data

General

Relay type	Electromechanical relay with force-guided contacts in accordance with IEC/EN 61810-3
Nominal operating mode	100% operating factor
Net weight	126.9 g
Mounting position	vertical or horizontal
Mounting type	DIN rail mounting
Degree of protection	IP20
Min. degree of protection of inst. location	IP54
Housing material	PBT
Housing color	yellow

Connection data

Connection method	Screw connection
pluggable	Yes
Conductor cross section solid	0.2 mm ² ... 2.5 mm ²
Conductor cross section flexible	0.2 mm ² ... 2.5 mm ²
Conductor cross-section AWG	24 ... 12
Stripping length	7 mm
Screw thread	M3

Safety-related characteristic data

Stop category	0
Designation	IEC 61508 - High demand
Safety Integrity Level (SIL)	1
Designation	IEC 61508 - Low demand
Safety Integrity Level (SIL)	1
Designation	EN ISO 13849
Performance level (PL)	c
Category	1
Safety Integrity Level Claim Limit (SIL CL)	1

Standards and Regulations

Designation	Air clearances and creepage distances between the power circuits
Standards/regulations	DIN EN 50178
Rated insulation voltage	250 V
	250 V
Rated surge voltage/insulation	4 kV / Basic isolation, (safe isolation, reinforced insulation and 6 kV between input circuit and enabling current paths.)
Degree of pollution	2
Overvoltage category	III
Shock	15g (In the event of stress caused by shock, contact reactions are possible for up to 2 ms.)
Vibration (operation)	10 Hz ... 150 Hz, 2g (In the event of stress caused by vibration, contact reactions are possible for up to 1 ms.)

Coupling relay - PSR-SCP- 24UC/URM/3X1/3X2 - 2981839

Technical data

Standards and Regulations

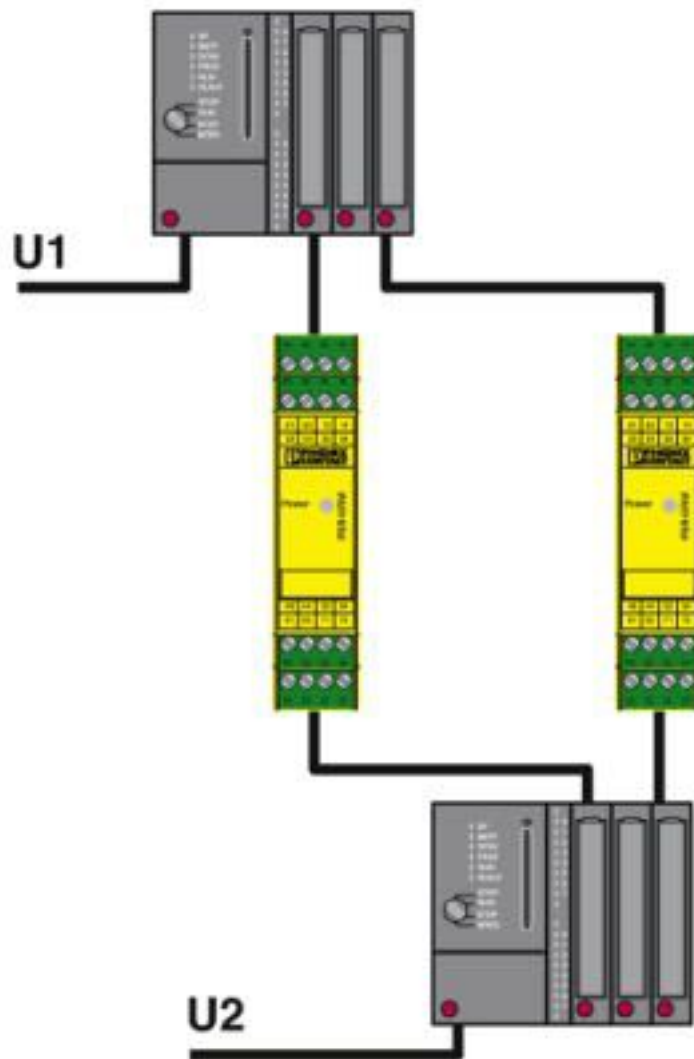
Conformance	CE-compliant
-------------	--------------

Environmental Product Compliance

REACH SVHC	Lead 7439-92-1
China RoHS	Environmentally Friendly Use Period = 50 years
	For details about hazardous substances go to tab "Downloads", Category "Manufacturer's declaration"

Drawings

Application drawing



Reliable signal exchange between two systems with confirmation function.

Coupling relay - PSR-SCP- 24UC/URM/3X1/3X2 - 2981839

Classifications

eCl@ss

eCl@ss 10.0.1	27371601
eCl@ss 4.0	27371100
eCl@ss 4.1	27371100
eCl@ss 5.0	27371600
eCl@ss 5.1	27371600
eCl@ss 6.0	27371600
eCl@ss 7.0	27371601
eCl@ss 8.0	27371601
eCl@ss 9.0	27371601

ETIM

ETIM 2.0	EC001449
ETIM 3.0	EC001449
ETIM 4.0	EC001449
ETIM 5.0	EC001437
ETIM 6.0	EC001437
ETIM 7.0	EC001437

UNSPSC

UNSPSC 6.01	30211901
UNSPSC 7.0901	39121501
UNSPSC 11	39121501
UNSPSC 12.01	39121501
UNSPSC 13.2	39121501
UNSPSC 18.0	39122334
UNSPSC 19.0	39122334
UNSPSC 20.0	39122334
UNSPSC 21.0	39122334

Approvals

Approvals

Approvals






UL Listed / cUL Listed / EAC / EAC / cULus Listed

Ex Approvals

Approval details

Coupling relay - PSR-SCP- 24UC/URM/3X1/3X2 - 2981839

Approvals

UL Listed		http://database.ul.com/cgi-bin/XYV/template/LISEXT/1FRAME/index.htm	FILE E 140324
cUL Listed		http://database.ul.com/cgi-bin/XYV/template/LISEXT/1FRAME/index.htm	FILE E 140324
EAC			EAC-Zulassung
EAC			RU C- DE.A*30.B.01082
cULus Listed			

Phoenix Contact 2020 © - all rights reserved
<http://www.phoenixcontact.com>

PHOENIX CONTACT GmbH & Co. KG
Flachsmarktstr. 8
32825 Blomberg
Germany
Tel. +49 5235 300
Fax +49 5235 3 41200
<http://www.phoenixcontact.com>

X-ON Electronics

Largest Supplier of Electrical and Electronic Components

Click to view similar products for [Safety Relays](#) category:

Click to view products by [Phoenix Contact](#) manufacturer:

Other Similar products are found below :

[7-1618103-5](#) [1351-1X](#) [1618082-4](#) [1618111-1](#) [C200HDA003](#) [C200HMR432](#) [C200HMR832](#) [C200HMR833](#) [C28PEDRA](#) [20-050-36X](#)
[C500ETL01](#) [C500OD415CN](#) [2-1618068-0](#) [9-1618103-2](#) [SP10-ETL01](#) [22-060X](#) [C200HNC112](#) [C200HOD214](#) [C500CN812N](#) [4NK0AQY](#)
[1100X](#) [1100-42X](#) [V23050A1012A551](#) [6-1618082-4](#) [7-1618103-6](#) [WTD-101X](#) [SP16DRD](#) [SP16DRA](#) [C500-CE243](#) [C500-IDS02-V1](#)
[607.5111.020](#) [DOLD 48173](#) [CS AR-02V024](#) [CS AR-22V024](#) [CS AR-22V230](#) [CS AR-46V024](#) [750136](#) [PSR-MS21-1NO-1DO-24DC-SC](#)
[600PSR-165/300-CU](#) [SR6V6K18](#) [SR4M4005](#) [BPS 36-1](#) [BP34 - 101057553](#) [2TLA010033R3000](#) [2TLA010033R2000](#) [2TLA010033R0000](#)
[2TLA010028R1000](#) [2TLA010017R0100](#) [2TLA010026R0400](#) [SCR 2-W22-2.5](#)