

Semi-conductor relay - OV-24DC/480AC/5 - 2982650

Please be informed that the data shown in this PDF Document is generated from our Online Catalog. Please find the complete data in the user's documentation. Our General Terms of Use for Downloads are valid (<http://phoenixcontact.com/download>)




Solid-state relay, for signal amplification and isolation of the control and load circuits, can be plugged in the solderable plug-in bases SIM-AMS or with PCB connection for mounting directly onto the PCB, input: 4-32 V DC, output: 12-530 V AC/ 5 A

Your advantages

- Compact dimensions
- No wear, even at high switching frequencies
- No electromagnetic interference
- High test voltage of up to 4 kV between control and load circuits
- No contact bounce – no movable parts
- Electrically insulated housing
- Switching power of up to 350 V DC/1 A, 60 V DC/4 A or 480 V AC/5 A



Key Commercial Data

Packing unit	10 pc
GTIN	 4 046356 131667
GTIN	4046356131667

Technical data

Dimensions

Width	10.5 mm
Height	43 mm
Depth	25.4 mm

Ambient conditions

Ambient temperature (operation)	-20 °C ... 70 °C
Ambient temperature (storage/transport)	-20 °C ... 70 °C

Input data

Nominal input voltage U_N	24 V DC
Input voltage range	4 V DC ... 32 V DC

Semi-conductor relay - OV-24DC/480AC/5 - 2982650

Technical data

Input data

Switching threshold "0" signal, voltage	< 1.2 V DC
Switching threshold "1" signal voltage	> 3.5 V DC
Typical input current at U _N	10 mA
Typical response time	ms (maximum ½ periods)
Typical turn-off time	ms (maximum ½ periods)
Transmission frequency	25 Hz

Output data

Output voltage range	12 V AC ... 530 V AC (45/65 Hz)
Limiting continuous current	5 A (see derating curve)
Min. load current	20 mA
Leakage current	< 1 mA
Surge current	80 A (tp = 20 ms)
Max. load value	50 A ² s
Peak offstate voltage	1000 V (Periodic peak reverse voltage)
Voltage drop at max. limiting continuous current	1.2 V
Output circuit	2-conductor

General

Test voltage input/output	4 kV (50 Hz, 1 min.)
Mounting position	any
Assembly instructions	Can be aligned with > 20 mm spacing
Operating mode	100% operating factor
Standards/regulations	EN 61000-4-2
	EN 61000-4-3
	EN 61000-4-4
	EN 61000-4-5
	EN 61000-4-6
	EN 55011

Standards and Regulations

Connection in acc. with standard	CUL
Standards/regulations	EN 61000-4-2
	EN 61000-4-3
	EN 61000-4-4
	EN 61000-4-5
	EN 61000-4-6
	EN 55011
Insulation	Basic insulation

Environmental Product Compliance

China RoHS	Environmentally Friendly Use Period = 50
------------	--

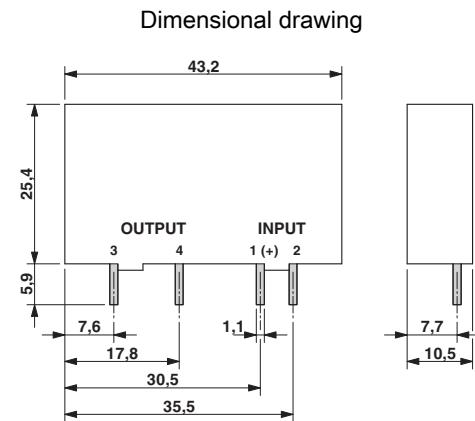
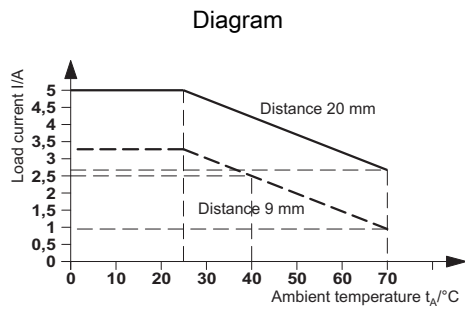
Semi-conductor relay - OV-24DC/480AC/5 - 2982650

Technical data

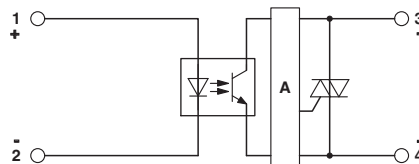
Environmental Product Compliance

	For details about hazardous substances go to tab "Downloads", Category "Manufacturer's declaration"
--	---

Drawings



Circuit diagram



Approvals

Approvals

Approvals

UL Recognized / cUL Recognized / EAC / cULus Recognized

Ex Approvals

Approval details

UL Recognized		http://database.ul.com/cgi-bin/XYV/template/LISEXT/1FRAME/index.htm	FILE E 195083
---------------	--	---	---------------

Semi-conductor relay - OV-24DC/480AC/5 - 2982650

Approvals

cUL Recognized



<http://database.ul.com/cgi-bin/XYV/template/LISEXT/1FRAME/index.htm>

FILE E 195083

EAC



RU C-
DE.A*30.B.01082

cULus Recognized



Phoenix Contact 2018 © - all rights reserved
<http://www.phoenixcontact.com>

PHOENIX CONTACT GmbH & Co. KG
Flachsmarktstr. 8
32825 Blomberg
Germany
Tel. +49 5235 300
Fax +49 5235 3 41200
<http://www.phoenixcontact.com>

X-ON Electronics

Largest Supplier of Electrical and Electronic Components

Click to view similar products for [Solid State Relays - Industrial Mount](#) category:

Click to view products by [Phoenix Contact](#) manufacturer:

Other Similar products are found below :

[D2440-C](#) [H10CA4890](#) [D4875C](#) [D53TP50DH-10](#) [1395831-1](#) [1616010-6](#) [BR312BY](#) [A-1326](#) [H10CA4850](#) [H12CA4890VL](#) [RA2410-D06](#)
[RA2410HA06T](#) [D1202F](#) [D53TP50-10](#) [W230E-1-12](#) [W230T-3-12](#) [1-1617030-3](#) [1-1617033-7](#) [MS2-D2420](#) [MS2-D2430](#) [A-1440](#)
[RJ1P60V50E](#) [HS501DR-D2425](#) [RN1F48I50](#) [70.362.1028.0](#) [7-1393030-8](#) [Z5.509.0828.0](#) [G3DZ-4B DC24](#) [G3DZ-F4B DC12](#) [2912138](#)
[SSRDAC10](#) [RV8S-L-A240-D24](#) [RV8S-L-A240-D6](#) [RV8S-S-A240-D24](#) [RV8S-S-A240-D6](#) [RV8S-S-A240Z-D24](#) [RV8S-S-D24-A240](#) [RV8S-](#)
[S-D48-A120](#) [RN1F12V50](#) [RJ1P60I30E](#) [RJ1P60V30E](#) [SO967860](#) [SMT8628521](#) [SO869970](#) [SOD867180](#) [SAL961360](#) [SO867970](#)
[SOB863860](#) [SOB867640](#) [SOB942360](#)