

## Distribution block - PTFIX 6X1,5-NS15A-FE - 3002980

Please be informed that the data shown in this PDF Document is generated from our Online Catalog. Please find the complete data in the user's documentation. Our General Terms of Use for Downloads are valid (<http://phoenixcontact.com/download>)



Distribution block, bridged internally. The blocks can be bridged with one another via the conductor shaft. For corresponding plug-in bridges, see accessories, nom. voltage: 500 V, nominal current: 17.5 A, connection method: Push-in connection, number of connections: 6, cross section: 0.14 mm<sup>2</sup> - 2.5 mm<sup>2</sup>, AWG: 26 - 14, width: 12.5 mm, color: black/yellow, mounting type: NS 15

### Your advantages

- ✓ Clear arrangement thanks to marking of all terminal points
- ✓ Space-saving, thanks to the compact design
- ✓ Flexible use, thanks to DIN rail and direct mounting
- ✓ Space-saving potential distribution, thanks to compact micro potential distributors
- ✓ Convenient test options, thanks to test openings at every terminal point



### Key Commercial Data

Packing unit	20 pc
Minimum order quantity	20 pc
GTIN	
GTIN	4055626433875

### Technical data

#### General

Note	Notes on operation The blocks can be bridged with one another via the conductor shaft. For corresponding plug-in bridges, see accessories
	Notes on operation The D-PTFIX 1,5 cover (accessory) must be placed on the end of the terminal strip
Number of levels	1
Number of connections	6
Potentials	1
Nominal cross section	1.5 mm <sup>2</sup>
Color	black/yellow
Insulating material	PA
Flammability rating according to UL 94	V0

## Distribution block - PTFIX 6X1,5-NS15A-FE - 3002980

### Technical data

#### General

Rated surge voltage	6 kV
Degree of pollution	3
Overvoltage category	III
Insulating material group	I
Maximum power dissipation for nominal condition	0.56 W
Maximum load current	22 A
Maximum total current	26 A
Nominal current $I_N$	17.5 A
Nominal voltage $U_N$	500 V
Open side panel	No
Ambient temperature (operation)	-60 °C ... 85 °C
Ambient temperature (storage/transport)	-25 °C ... 55 °C (For a short time, not exceeding 24 h, -60 to +70 °C)
Permissible humidity (storage/transport)	30 % ... 70 %
Ambient temperature (assembly)	-5 °C ... 70 °C
Ambient temperature (actuation)	-5 °C ... 70 °C
Shock protection test specification	DIN EN 50274 (VDE 0660-514):2002-11
Back of the hand protection	guaranteed
Finger protection	guaranteed
Result of surge voltage test	Test passed
Result of power-frequency withstand voltage test	Test passed
Power frequency withstand voltage setpoint	1.89 kV
Result of the test for mechanical stability of terminal points (5 x conductor connection)	Test passed
Result of bending test	Test passed
Bending test rotation speed	10 rpm
Bending test turns	135
Bending test conductor cross section/weight	0.14 mm <sup>2</sup> / 0.2 kg
	1.5 mm <sup>2</sup> / 0.4 kg
	2.5 mm <sup>2</sup> / 0.7 kg
Tensile test result	Test passed
Result of tight fit on support	Test passed
Tight fit on carrier	NS 35/NS 15
Setpoint	1 N
Result of voltage-drop test	Test passed
Result of temperature-rise test	Test passed
Requirement temperature-rise test	Increase in temperature ≤ 45 K
Short circuit stability result	Test passed
Conductor cross section short circuit testing	1.5 mm <sup>2</sup>
Short-time current	0.18 kA
Conductor cross section short circuit testing	2.5 mm <sup>2</sup>
Short-time current	0.3 kA

## Distribution block - PTFIX 6X1,5-NS15A-FE - 3002980

### Technical data

#### General

Result of thermal test	Test passed
Ageing test for screwless modular terminal block temperature cycles	192
Proof of thermal characteristics (needle flame) effective duration	30 s
Result of aging test	Test passed
Oscillation, broadband noise test result	Test passed
Test specification, oscillation, broadband noise	DIN EN 50155 (VDE 0115-200):2018-05
Test spectrum	Service life test category 2, bogie-mounted
Test frequency	$f_1 = 5 \text{ Hz}$ to $f_2 = 250 \text{ Hz}$
ASD level	$6.12 \text{ (m/s}^2\text{)}^2\text{/Hz}$
Acceleration	3.12 g
Test duration per axis	0.00138888888889 h
Test directions	X-, Y- and Z-axis
Shock test result	Test passed
Test specification, shock test	DIN EN 50155 (VDE 0115-200):2018-05
Shock form	Half-sine
Acceleration	30g
Shock duration	18 ms
Number of shocks per direction	3
Test directions	X-, Y- and Z-axis (pos. and neg.)
Relative insulation material temperature index (Elec., UL 746 B)	130 °C
Temperature index of insulation material (DIN EN 60216-1 (VDE 0304-21))	125 °C
Static insulating material application in cold	-60 °C
Surface flammability NFPA 130 (ASTM E 162)	passed
Specific optical density of smoke NFPA 130 (ASTM E 662)	passed
Calorimetric heat release NFPA 130 (ASTM E 1354)	27,5 MJ/kg
Smoke gas toxicity NFPA 130 (SMP 800C)	passed
Fire protection for rail vehicles (DIN EN 45545-2) R22	HL 1 - HL 3
Fire protection for rail vehicles (DIN EN 45545-2) R23	HL 1 - HL 3
Fire protection for rail vehicles (DIN EN 45545-2) R24	HL 1 - HL 3
Fire protection for rail vehicles (DIN EN 45545-2) R26	HL 1 - HL 3

#### Dimensions

Width	12.5 mm
Length	21.6 mm
Height NS 15	27.4 mm

#### Connection data

Connection method	Push-in connection
Stripping length	8 mm ... 10 mm
Connection in acc. with standard	IEC 60947-7-1
Conductor cross section solid min.	0.14 mm <sup>2</sup>

## Distribution block - PTFIX 6X1,5-NS15A-FE - 3002980

### Technical data

#### Connection data

Conductor cross section solid max.	2.5 mm <sup>2</sup>
Conductor cross section AWG min.	26
Conductor cross section AWG max.	14
Conductor cross section flexible min.	0.14 mm <sup>2</sup>
Conductor cross section flexible max.	1.5 mm <sup>2</sup>
Min. AWG conductor cross section, flexible	24
Max. AWG conductor cross section, flexible	14
Conductor cross section flexible, with ferrule without plastic sleeve min.	0.14 mm <sup>2</sup>
Conductor cross section flexible, with ferrule without plastic sleeve max.	1.5 mm <sup>2</sup>
Conductor cross section flexible, with ferrule with plastic sleeve min.	0.14 mm <sup>2</sup>
Conductor cross section flexible, with ferrule with plastic sleeve max.	1.5 mm <sup>2</sup>
Connection cross sections directly pluggable	0.34 mm <sup>2</sup> 2.5 mm <sup>2</sup>
Conductor cross section solid min.	0.34 mm <sup>2</sup>
Conductor cross section solid max.	2.5 mm <sup>2</sup>
Conductor cross section flexible, with ferrule without plastic sleeve min.	0.34 mm <sup>2</sup>
Conductor cross section flexible, with ferrule without plastic sleeve max.	1.5 mm <sup>2</sup>
Conductor cross section flexible, with ferrule with plastic sleeve min.	0.34 mm <sup>2</sup>
Conductor cross section flexible, with ferrule with plastic sleeve max.	1.5 mm <sup>2</sup>
Internal cylindrical gage	A1 / B1

#### Standards and Regulations

Connection in acc. with standard	IEC 60947-7-1
Flammability rating according to UL 94	V0

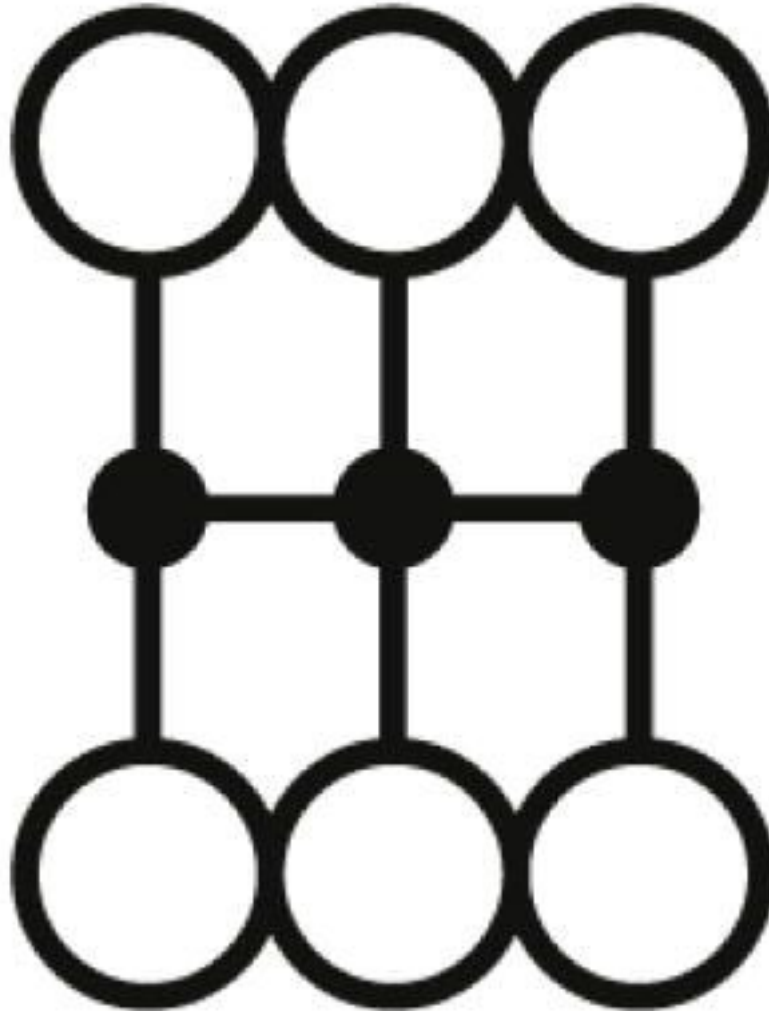
#### Environmental Product Compliance

China RoHS	Environmentally friendly use period: unlimited = EFUP-e
	No hazardous substances above threshold values

### Drawings

# Distribution block - PTFIX 6X1,5-NS15A-FE - 3002980

Circuit diagram



## Classifications

eCl@ss

eCl@ss 10.0.1	27141120
eCl@ss 4.0	27141120
eCl@ss 4.1	27141120
eCl@ss 5.0	27141120
eCl@ss 5.1	27141120
eCl@ss 6.0	27141100
eCl@ss 7.0	27141120
eCl@ss 8.0	27141120
eCl@ss 9.0	27141120

# Distribution block - PTFIX 6X1,5-NS15A-FE - 3002980

## Classifications

### ETIM

ETIM 2.0	EC000897
ETIM 3.0	EC000897
ETIM 4.0	EC000897
ETIM 5.0	EC000897
ETIM 6.0	EC000897
ETIM 7.0	EC000897

### UNSPSC

UNSPSC 6.01	30211811
UNSPSC 7.0901	39121410
UNSPSC 11	39121410
UNSPSC 12.01	39121410
UNSPSC 13.2	39121410
UNSPSC 18.0	39121410
UNSPSC 19.0	39121410
UNSPSC 20.0	39121410
UNSPSC 21.0	39121410

## Approvals


### Approvals

#### Approvals

CSA / EAC / LR / UL Recognized / cUL Recognized / DNV GL / IECCE CB Scheme / VDE Zeichengenehmigung / BV

#### Ex Approvals

### Approval details


CSA		<a href="http://www.csagroup.org/services-industries/product-listing/">http://www.csagroup.org/services-industries/product-listing/</a>	13631
	B	C	D
Nominal voltage UN	300 V	150 V	300 V
Nominal current IN	20 A	20 A	10 A
mm <sup>2</sup> /AWG/kcmil	26-12	26-12	26-12


EAC		RU C- DE.AI30.B.01102
-----	---	--------------------------


# Distribution block - PTFIX 6X1,5-NS15A-FE - 3002980


## Approvals


EAC			RU C- DE.BL08.B.00644
-----	---	--	--------------------------


LR		<a href="http://www.lr.org/en">http://www.lr.org/en</a>	LR2002627TA
----	---	---	-------------

UL Recognized		<a href="http://database.ul.com/cgi-bin/XYV/template/LISEXT/1FRAME/index.htm">http://database.ul.com/cgi-bin/XYV/template/LISEXT/1FRAME/index.htm</a>	FILE E 60425
	B	C	D
Nominal voltage UN	300 V	150 V	300 V
Nominal current IN	20 A	20 A	10 A
mm <sup>2</sup> /AWG/kcmil	26-12	26-12	26-12

cUL Recognized		<a href="http://database.ul.com/cgi-bin/XYV/template/LISEXT/1FRAME/index.htm">http://database.ul.com/cgi-bin/XYV/template/LISEXT/1FRAME/index.htm</a>	FILE E 60425
----------------	---	---	--------------

cUL Recognized		<a href="http://database.ul.com/cgi-bin/XYV/template/LISEXT/1FRAME/index.htm">http://database.ul.com/cgi-bin/XYV/template/LISEXT/1FRAME/index.htm</a>	FILE E 60425
	B	C	D
Nominal voltage UN	300 V	150 V	300 V
Nominal current IN	20 A	20 A	10 A
mm <sup>2</sup> /AWG/kcmil	26-12	26-12	26-12


DNV GL		<a href="https://approvalfinder.dnvgl.com/">https://approvalfinder.dnvgl.com/</a>	TAE00002TT
Nominal voltage UN		500 V	
Nominal current IN		24 A	

IECEE CB Scheme		<a href="http://www.iecee.org/">http://www.iecee.org/</a>	DE1-62701
Nominal voltage UN		500 V	
Nominal current IN		17.5 A	

## Distribution block - PTFIX 6X1,5-NS15A-FE - 3002980

### Approvals

mm²/AWG/kcmil	1.5
---------------	-----

VDE Zeichengenehmigung		<a href="http://www2.vde.com/de/Institut/Online-Service/VDE-gepruefteProdukte/Seiten/Online-Suche.aspx">http://www2.vde.com/de/Institut/Online-Service/VDE-gepruefteProdukte/Seiten/Online-Suche.aspx</a>	40047797
Nominal voltage UN	500 V		
Nominal current IN	17.5 A		
mm²/AWG/kcmil	0.2-1.5		

BV		<a href="http://www.veristar.com/portal/veristarinfo/generalinfo/approved/approvedProducts/equipmentAndMaterials">http://www.veristar.com/portal/veristarinfo/generalinfo/approved/approvedProducts/equipmentAndMaterials</a>	59146/A0 BV
----	---	---	-------------

### Accessories

#### Accessories

##### Insulating sleeve

Insulating sleeve - ISH 1,5/0,2 - 3206131



Insulating sleeve, color: white

Insulating sleeve - ISH 1,5/0,5 - 3031034



Insulating sleeve, color: gray

##### Jumper

Plug-in bridge - FBS 2-4 - 3030116



Plug-in bridge, pitch: 4.2 mm, number of positions: 2, color: red



## Distribution block - PTFIX 6X1,5-NS15A-FE - 3002980

### Accessories

Plug-in bridge - FBS 2-4 BU - 3030117



Plug-in bridge, pitch: 4.2 mm, number of positions: 2, color: blue

---

Plug-in bridge - FBS 2-4 GY - 3030118



Plug-in bridge, pitch: 4.2 mm, number of positions: 2, color: gray

---

### Labeled terminal marker

Marker card - SK 3,8 REEL P4,15 WH CUS - 0825990



Marker card, Card, can be ordered: by card, white, labeled according to customer specifications, mounting type: adhesive, for terminal block width: 4.15 mm, lettering field size: continuous x 3.8#mm

---

Marker card - SK 2,8 REEL P4,15 WH CUS - 8199987



Marker card, Card, can be ordered: by card, white, labeled according to customer specifications, mounting type: adhesive, for terminal block width: 4.15 mm, lettering field size: continuous x 2.8#mm

---

Marker card - SK 3,8 REEL P4,15 WH CUS - 8199988



Marker card, Card, can be ordered: by card, white, labeled according to customer specifications, mounting type: adhesive, for terminal block width: 4.15 mm, lettering field size: continuous x 3.8#mm

---

### Terminal marking

## Distribution block - PTFIX 6X1,5-NS15A-FE - 3002980

### Accessories

#### Marking foil for zack marker strip - TML (EX3,8)R - 0801837



Marking foil for zack marker strip, Roll, white, unlabeled, can be labeled with: THERMOMARK ROLL 2.0, THERMOMARK ROLL, THERMOMARK ROLL X1, THERMOMARK ROLLMASTER 300/600, THERMOMARK X1.2, mounting type: adhesive, for terminal block width: 30000 mm, lettering field size: 30000 x 3.8 mm, Number of individual labels: 1

---

#### Marking foil for zack marker strip - TML (104X3,8)R - 0801833



Marking foil for zack marker strip, Roll, white, unlabeled, can be labeled with: THERMOMARK ROLL 2.0, THERMOMARK ROLL, THERMOMARK ROLL X1, THERMOMARK ROLLMASTER 300/600, THERMOMARK X1.2, mounting type: adhesive, for terminal block width: 104 mm, lettering field size: 104 x 3.8 mm, Number of individual labels: 2500

---

#### Marking foil for zack marker strip - TML (104X2,8)R - 0801832



Marking foil for zack marker strip, Roll, white, unlabeled, can be labeled with: THERMOMARK ROLL 2.0, THERMOMARK ROLL, THERMOMARK ROLL X1, THERMOMARK ROLLMASTER 300/600, THERMOMARK X1.2, mounting type: adhesive, for terminal block width: 104 mm, lettering field size: 104 x 2.8 mm, Number of individual labels: 2500

---

#### Marking foil for zack marker strip - TML (EX2,8)R - 0801836



Marking foil for zack marker strip, Roll, white, unlabeled, can be labeled with: THERMOMARK ROLL 2.0, THERMOMARK ROLL, THERMOMARK ROLL X1, THERMOMARK ROLLMASTER 300/600, THERMOMARK X1.2, mounting type: adhesive, for terminal block width: 30000 mm, lettering field size: 30000 x 2.8 mm, Number of individual labels: 1

---

#### Marker for terminal blocks - US-TML (104X3,8) - 0830768



Marker for terminal blocks, Card, white, unlabeled, can be labeled with: BLUEMARK ID COLOR, BLUEMARK ID, THERMOMARK PRIME, THERMOMARK CARD 2.0, THERMOMARK CARD, mounting type: adhesive, lettering field size: 104 x 3.8 mm, Number of individual labels: 22

## Distribution block - PTFIX 6X1,5-NS15A-FE - 3002980

### Accessories

#### Marker for terminal blocks - US-TML (104X2,8) - 0830767



Marker for terminal blocks, Card, white, unlabeled, can be labeled with: BLUEMARK ID COLOR, BLUEMARK ID, THERMOMARK PRIME, THERMOMARK CARD 2.0, THERMOMARK CARD, mounting type: adhesive, lettering field size: 104 x 2.8 mm, Number of individual labels: 26

---

#### Marker card - SK U/3,8 WH:UNBEDRUCKT - 0803906



Marker card, Sheet, white, unlabeled, can be labeled with: PLOTMARK, CMS-P1-PLOTTER, Office printing systems, mounting type: adhesive, for terminal block width: 210 mm, lettering field size: 186 x 3.8 mm, Number of individual labels: 1440

---

#### Marker card - SK U/2,8 WH:UNBEDRUCKT - 0803883



Marker card, Sheet, white, unlabeled, can be labeled with: PLOTMARK, CMS-P1-PLOTTER, Office printing systems, mounting type: adhesive, for terminal block width: 210 mm, lettering field size: 186 x 2.8 mm, Number of individual labels: 3600

---

#### Label - MM-TML (EX3,8)R C1 WH/BK - 1092026



Label, Roll, white, unlabeled, can be labeled with: THERMOFOX, THERMOMARK GO, THERMOMARK GO.K, mounting type: adhesive, for terminal block width: 8000 mm, lettering field size: continuous x 3.8#mm

---

### Test plug terminal block

#### Accessories - MPS-MT 1-S4-B RD - 1982800



Accessories, number of positions: 1, pitch: 0 mm

Phoenix Contact 2020 © - all rights reserved  
<http://www.phoenixcontact.com>

PHOENIX CONTACT GmbH & Co. KG  
Flachmarktstr. 8  
32825 Blomberg  
Germany  
Tel. +49 5235 300  
Fax +49 5235 3 41200  
<http://www.phoenixcontact.com>

## X-ON Electronics

Largest Supplier of Electrical and Electronic Components

*Click to view similar products for [DIN Rail Terminal Blocks](#) category:*

*Click to view products by [Phoenix Contact](#) manufacturer:*

Other Similar products are found below :

[00110420202](#) [8WA1011-1BH23](#) [8WA1011-1EF20](#) [91.010](#) [9102100000](#) [91.040](#) [9123140000](#) [9123140001](#) [RBO 5-T-B-HEX](#) [1333564](#) [DP25-GY-ND](#) [1431306](#) [1433306](#) [90.070](#) [91.020](#) [912314](#) [260-301\\_NR](#) [2757571](#) [280-331](#) [280-560](#) [280-564](#) [281-611/281-542](#) [281-673/281-411](#) [281-994](#) [283-317](#) [283-607](#) [2909798](#) [264-724](#) [264-726](#) [280-530](#) [280-555](#) [280-619](#) [281-610](#) [281-622/281-417](#) [284-317](#) [284-601](#) [2907033](#) [3048496](#) [5542152](#) [35956](#) [USK 10](#) [102510](#) [1025100000](#) [5520682](#) [5607102](#) [EMH 25-ZE30](#) [591620-2](#) [UM 45-SEFE M.NUT BK](#) [1-591651-1](#) [8671050000](#)