

Feed-through terminal block - ST 35 RD - 3035664

Please be informed that the data shown in this PDF Document is generated from our Online Catalog. Please find the complete data in the user's documentation. Our General Terms of Use for Downloads are valid (<http://phoenixcontact.com/download>)



Feed-through terminal block, nom. voltage: 1000 V, nominal current: 125 A, connection method: Spring-cage connection, number of connections: 2, cross section: 2.5 mm² - 35 mm², AWG: 14 - 2, width: 16 mm, color: red, mounting type: NS 35/7,5, NS 35/15



Key Commercial Data

| | |
|--------------|---------------|
| Packing unit | 10 pc |
| GTIN | |
| GTIN | 4046356625111 |

Technical data

General

| | |
|---|---|
| Number of levels | 1 |
| Number of connections | 2 |
| Potentials | 1 |
| Nominal cross section | 35 mm ² |
| Color | red |
| Insulating material | PA |
| Flammability rating according to UL 94 | V0 |
| Rated surge voltage | 8 kV |
| Degree of pollution | 3 |
| Overvoltage category | III |
| Insulating material group | I |
| Maximum power dissipation for nominal condition | 4.06 W |
| Maximum load current | 125 A (with 35 mm ² conductor cross section) |
| Nominal current I _N | 125 A |
| Nominal voltage U _N | 1000 V |
| Open side panel | No |
| Ambient temperature (operation) | -60 °C ... 85 °C |

Feed-through terminal block - ST 35 RD - 3035664

Technical data

General

| | |
|---|--|
| Ambient temperature (storage/transport) | -25 °C ... 55 °C (For a short time, not exceeding 24 h, -60 to +70 °C) |
| Permissible humidity (storage/transport) | 30 % ... 70 % |
| Ambient temperature (assembly) | -5 °C ... 70 °C |
| Ambient temperature (actuation) | -5 °C ... 70 °C |
| Shock protection test specification | DIN EN 50274 (VDE 0660-514):2002-11 |
| Back of the hand protection | guaranteed |
| Result of surge voltage test | Test passed |
| Result of power-frequency withstand voltage test | Test passed |
| Power frequency withstand voltage setpoint | 2.2 kV |
| Result of the test for mechanical stability of terminal points (5 x conductor connection) | Test passed |
| Result of bending test | Test passed |
| Bending test rotation speed | 10 rpm |
| Bending test turns | 135 |
| Bending test conductor cross section/weight | 2.5 mm ² / 0.7 kg |
| | 35 mm ² / 6.8 kg |
| Tensile test result | Test passed |
| Result of tight fit on support | Test passed |
| Tight fit on carrier | NS 35 |
| Setpoint | 10 N |
| Result of voltage-drop test | Test passed |
| Result of temperature-rise test | Test passed |
| Requirement temperature-rise test | Increase in temperature ≤ 45 K |
| Short circuit stability result | Test passed |
| Conductor cross section short circuit testing | 35 mm ² |
| Short-time current | 4.2 kA |
| Result of thermal test | Test passed |
| Ageing test for screwless modular terminal block temperature cycles | 192 |
| Proof of thermal characteristics (needle flame) effective duration | 30 s |
| Result of aging test | Test passed |
| Oscillation, broadband noise test result | Test passed |
| Test specification, oscillation, broadband noise | DIN EN 50155 (VDE 0115-200):2008-03 |
| Test spectrum | Service life test category 2, bogie-mounted |
| Test frequency | f ₁ = 5 Hz to f ₂ = 250 Hz |
| ASD level | 6.12 (m/s ²) ² /Hz |
| Acceleration | 3.12 g |
| Test duration per axis | 5 h |
| Test directions | X-, Y- and Z-axis |
| Shock test result | Test passed |
| Test specification, shock test | DIN EN 50155 (VDE 0115-200):2008-03 |
| Shock form | Half-sine |

Feed-through terminal block - ST 35 RD - 3035664

Technical data

General

| | |
|---|-----------------------------------|
| Acceleration | 30g |
| Shock duration | 18 ms |
| Number of shocks per direction | 3 |
| Test directions | X-, Y- and Z-axis (pos. and neg.) |
| Relative insulation material temperature index (Elec., UL 746 B) | 125 °C |
| Temperature index of insulation material (DIN EN 60216-1 (VDE 0304-21)) | 125 °C |
| Static insulating material application in cold | -60 °C |

Dimensions

| | |
|------------------|---------|
| Width | 16 mm |
| Length | 100 mm |
| Height NS 35/7,5 | 59 mm |
| Height NS 35/15 | 66.5 mm |

Connection data

| | |
|--|--|
| Connection | 1 level |
| Connection method | Spring-cage connection |
| Stripping length | 25 mm |
| Connection in acc. with standard | IEC 60947-7-1 |
| Note | The supply from the ST 35 terminal block to the ST 16 TWIN terminal block with the RB-ST 35 reducing bridge is single-sided only. In the case of a central supply, the D-ST 16-TWIN cover cannot be bridged via the reducing bridge. |
| Conductor cross section solid min. | 2.5 mm ² |
| Conductor cross section solid max. | 35 mm ² |
| Conductor cross section AWG min. | 14 |
| Conductor cross section AWG max. | 2 |
| Conductor cross section flexible min. | 2.5 mm ² |
| Conductor cross section flexible max. | 35 mm ² |
| Min. AWG conductor cross section, flexible | 14 |
| Max. AWG conductor cross section, flexible | 2 |
| Conductor cross section flexible, with ferrule without plastic sleeve min. | 2.5 mm ² |
| Conductor cross section flexible, with ferrule without plastic sleeve max. | 35 mm ² |
| Conductor cross section flexible, with ferrule with plastic sleeve min. | 2.5 mm ² |
| Conductor cross section flexible, with ferrule with plastic sleeve max. | 35 mm ² |
| Two conductors with the same cross section, flexible, with TWIN ferrules, with plastic sleeve, minimum | 2.5 mm ² |
| Two conductors with the same cross section, flexible, with TWIN ferrules, with plastic sleeve, maximum | 10 mm ² |
| Internal cylindrical gage | A8 |

Standards and Regulations

| | |
|----------------------------------|-----|
| Connection in acc. with standard | CSA |
|----------------------------------|-----|

Feed-through terminal block - ST 35 RD - 3035664

Technical data

Standards and Regulations

| | |
|--|---------------|
| | IEC 60947-7-1 |
| Flammability rating according to UL 94 | V0 |

Environmental Product Compliance

| | |
|------------|---|
| China RoHS | Environmentally friendly use period: unlimited = EFUP-e |
| | No hazardous substances above threshold values |

Drawings

Circuit diagram



Classifications

eCl@ss

| | |
|---------------|----------|
| eCl@ss 10.0.1 | 27141120 |
| eCl@ss 4.0 | 27141100 |
| eCl@ss 4.1 | 27141100 |
| eCl@ss 5.0 | 27141100 |
| eCl@ss 5.1 | 27141100 |
| eCl@ss 6.0 | 27141100 |
| eCl@ss 7.0 | 27141120 |
| eCl@ss 8.0 | 27141120 |
| eCl@ss 9.0 | 27141120 |

ETIM

| | |
|----------|----------|
| ETIM 4.0 | EC000897 |
| ETIM 5.0 | EC000897 |
| ETIM 6.0 | EC000897 |
| ETIM 7.0 | EC000897 |

UNSPSC

| | |
|---------------|----------|
| UNSPSC 6.01 | 30211811 |
| UNSPSC 7.0901 | 39121410 |
| UNSPSC 11 | 39121410 |
| UNSPSC 12.01 | 39121410 |
| UNSPSC 13.2 | 39121410 |
| UNSPSC 18.0 | 39121410 |
| UNSPSC 19.0 | 39121410 |

Feed-through terminal block - ST 35 RD - 3035664

Classifications

UNSPSC

| | |
|-------------|----------|
| UNSPSC 20.0 | 39121410 |
| UNSPSC 21.0 | 39121410 |

Approvals

Approvals

Approvals


DNV GL / CSA / BV / LR / KR / NK / UL Recognized / cUL Recognized / IECCE CB Scheme / VDE Gutachten mit Fertigungsüberwachung / EAC / RS / cULus Recognized

Ex Approvals


IECEEx / ATEX / EAC Ex

Approval details

| | | | |
|--------|---|---|------------|
| DNV GL |  | https://approvalfinder.dnvgl.com/ | TAE00001CS |
|--------|---|---|------------|

| | | | |
|----------------------------|---|---|-------|
| CSA |  | http://www.csagroup.org/services-industries/product-listing/ | 13631 |
| | | B | C |
| Nominal voltage UN | | 600 V | 600 V |
| Nominal current IN | | 115 A | 115 A |
| mm ² /AWG/kcmil | | 14-2 | 14-2 |

| | | | |
|----|---|---|-------------|
| BV |  | http://www.veristar.com/portal/veristarinfo/generalinfo/approved/approvedProducts/equipmentAndMaterials | 13403/D0 BV |
|----|---|---|-------------|


| | | | |
|----|---|---|-------------|
| LR |  | http://www.lr.org/en | LR2014888TA |
|----|---|---|-------------|


| | | | |
|----|---|---|----------------|
| KR |  | http://www.krs.co.kr/eng/main/main.aspx | HMB17372-EL002 |
|----|---|---|----------------|


Feed-through terminal block - ST 35 RD - 3035664


Approvals


| | | | |
|----|----------------|---|-----------|
| NK | ClassNK | http://www.classnk.or.jp/hp/en/ | 09 ME 140 |
|----|----------------|---|-----------|

| | | | |
|----------------------------|---|---|--------------|
| UL Recognized |  | http://database.ul.com/cgi-bin/XYV/template/LISEXT/1FRAME/index.htm | FILE E 60425 |
| | B | C | |
| Nominal voltage UN | 600 V | 600 V | |
| Nominal current IN | 115 A | 115 A | |
| mm ² /AWG/kcmil | 14-2 | 14-2 | |

| | | | |
|----------------------------|---|---|--------------|
| cUL Recognized |  | http://database.ul.com/cgi-bin/XYV/template/LISEXT/1FRAME/index.htm | FILE E 60425 |
| | B | C | |
| Nominal voltage UN | 600 V | 600 V | |
| Nominal current IN | 115 A | 115 A | |
| mm ² /AWG/kcmil | 14-2 | 14-2 | |

| | | | |
|-----------------|---|---|-----------|
| IECEE CB Scheme |  | http://www.iecee.org/ | DE1-62909 |
|-----------------|---|---|-----------|

| | | | |
|---|---|---|----------|
| VDE Gutachten mit Fertigungsüberwachung |  | http://www2.vde.com/de/Institut/Online-Service/VDE-gepruefteProdukte/Seiten/Online-Suche.aspx | 40009041 |
| Nominal voltage UN | 1000 V | | |
| Nominal current IN | 125 A | | |
| mm ² /AWG/kcmil | 2.5-35 | | |

| | | |
|-----|---|----------------------|
| EAC |  | RU C-DE.A*30.B.01742 |
|-----|---|----------------------|

| | | | |
|----|---|---|--------------|
| RS |  | http://www.rs-head.spb.ru/en/index.php | 17.00013.272 |
|----|---|---|--------------|

Feed-through terminal block - ST 35 RD - 3035664

Approvals

cULus Recognized



Accessories

Accessories

DIN rail

DIN rail perforated - NS 35/ 7,5 PERF 2000MM - 0801733



DIN rail perforated, Standard profile, width: 35 mm, height: 7.5 mm, acc. to EN 60715, material: Steel, galvanized, passivated with a thick layer, length: 2000 mm, color: silver

DIN rail, unperforated - NS 35/ 7,5 UNPERF 2000MM - 0801681



DIN rail, unperforated, Standard profile, width: 35 mm, height: 7.5 mm, acc. to EN 60715, material: Steel, galvanized, passivated with a thick layer, length: 2000 mm, color: silver

DIN rail perforated - NS 35/ 7,5 WH PERF 2000MM - 1204119



DIN rail perforated, Standard profile, width: 35 mm, height: 7.5 mm, acc. to EN 60715, material: Steel, Galvanized, white passivated, length: 2000 mm, color: silver

DIN rail, unperforated - NS 35/ 7,5 WH UNPERF 2000MM - 1204122



DIN rail, unperforated, Standard profile, width: 35 mm, height: 7.5 mm, acc. to EN 60715, material: Steel, Galvanized, white passivated, length: 2000 mm, color: silver

Feed-through terminal block - ST 35 RD - 3035664

Accessories

DIN rail, unperforated - NS 35/ 7,5 AL UNPERF 2000MM - 0801704



DIN rail, unperforated, Standard profile, width: 35 mm, height: 7.5 mm, acc. to EN 60715, material: Aluminum, uncoated, length: 2000 mm, color: silver

DIN rail perforated - NS 35/ 7,5 ZN PERF 2000MM - 1206421



DIN rail perforated, Standard profile, width: 35 mm, height: 7.5 mm, acc. to EN 60715, material: Steel, galvanized, length: 2000 mm, color: silver

DIN rail, unperforated - NS 35/ 7,5 ZN UNPERF 2000MM - 1206434



DIN rail, unperforated, Standard profile, width: 35 mm, height: 7.5 mm, acc. to EN 60715, material: Steel, galvanized, length: 2000 mm, color: silver

DIN rail, unperforated - NS 35/ 7,5 CU UNPERF 2000MM - 0801762



DIN rail, unperforated, Standard profile, width: 35 mm, height: 7.5 mm, acc. to EN 60715, material: Copper, uncoated, length: 2000 mm, color: copper-colored

End cap - NS 35/ 7,5 CAP - 1206560



DIN rail end piece, for DIN rail NS 35/7.5

Documentation

Feed-through terminal block - ST 35 RD - 3035664

Accessories

Mounting material - ST-IL - 3039900

Operating decal for the ST terminal block



End block

End clamp - E/AL-NS 35 - 1201662



End clamp, for end support of UKH 50 to UKH 240, is pushed onto DIN rail NS 35 and fixed with 2 screws, width: 10 mm, color: aluminum

Insulating sleeve

Insulating sleeve - MPS-IH WH - 0201663

Insulating sleeve, color: white



Insulating sleeve - MPS-IH RD - 0201676

Insulating sleeve, color: red



Insulating sleeve - MPS-IH BU - 0201689

Insulating sleeve, color: blue



Feed-through terminal block - ST 35 RD - 3035664

Accessories

Insulating sleeve - MPS-IH YE - 0201692

Insulating sleeve, color: yellow



Insulating sleeve - MPS-IH GN - 0201702

Insulating sleeve, color: green



Insulating sleeve - MPS-IH GY - 0201728

Insulating sleeve, color: gray



Insulating sleeve - MPS-IH BK - 0201731

Insulating sleeve, color: black



Jumper

Plug-in bridge - FBS 2-16 - 3005963



Plug-in bridge, pitch: 16 mm, length: 43.7 mm, width: 25.9 mm, number of positions: 2, color: red

Labeled terminal marker

Feed-through terminal block - ST 35 RD - 3035664

Accessories

Zack marker strip - ZB 16 CUS - 0827463



Zack marker strip, can be ordered: Strip, white, labeled according to customer specifications, mounting type: snap into tall marker groove, for terminal block width: 16 mm, lettering field size: 10.5 x 16 mm, Number of individual labels: 5

Zack marker strip - ZB 16,LGS:L1-N,PE - 0827462



Zack marker strip, Strip, white, labeled, printed horizontally: L1, L2, L3, N, PE, mounting type: snap into tall marker groove, for terminal block width: 16.3 mm, lettering field size: 10.5 x 16.25 mm, Number of individual labels: 5

Marker for terminal blocks - UC-TM 16 CUS - 0824621



Marker for terminal blocks, can be ordered: by sheet, white, labeled according to customer specifications, mounting type: snap into tall marker groove, for terminal block width: 16 mm, lettering field size: 15.45 x 10.5 mm, Number of individual labels: 32

Marker for terminal blocks - UCT-TM 16 CUS - 0829637



Marker for terminal blocks, can be ordered: by sheet, white, labeled according to customer specifications, mounting type: snap into tall marker groove, for terminal block width: 16 mm, lettering field size: 14.8 x 9.6 mm, Number of individual labels: 18

Zack Marker strip, flat - ZBF 16 CUS - 0827465



Zack Marker strip, flat, can be ordered: Strip, white, labeled according to customer specifications, mounting type: snap into flat marker groove, for terminal block width: 16 mm, lettering field size: 5.15 x 16 mm, Number of individual labels: 5

Feed-through terminal block - ST 35 RD - 3035664

Accessories

Marker for terminal blocks - UC-TMF 16 CUS - 0824678



Marker for terminal blocks, can be ordered: by sheet, white, labeled according to customer specifications, mounting type: snap into flat marker groove, for terminal block width: 16 mm, lettering field size: 15.45 x 5.1 mm, Number of individual labels: 32

Marker for terminal blocks - UCT-TMF 16 CUS - 0829693



Marker for terminal blocks, can be ordered: by sheet, white, labeled according to customer specifications, mounting type: snap into flat marker groove, for terminal block width: 16 mm, lettering field size: 15.2 x 4.7 mm, Number of individual labels: 24

Planning and marking software

Software - CLIP-PROJECT ADVANCED - 5146040



Multilingual software for convenient configuration of Phoenix Contact products on standard DIN rails.

Software - CLIP-PROJECT PROFESSIONAL - 5146053



Multilingual software for terminal strip configuration. A marking module enables the professional marking of markers and labels for identifying terminal blocks, conductors and cables, and devices.

Reducing bridge

Reducing bridge - RB ST 35-(2,5/4) - 3030899



Reducing bridge, pitch: 11 mm, number of positions: 2, color: red

Feed-through terminal block - ST 35 RD - 3035664

Accessories

Reducing bridge - RB 35-16 - 3032169



Reducing bridge, pitch: 14 mm, number of positions: 2, color: red

Screwdriver tools

Screwdriver - SZF 3-1,0X5,5 - 1206612



Actuation tool, for ST terminal blocks, also suitable for use as a bladed screwdriver, size: 1.0 x 5.5 x 150 mm, 2-component grip, with non-slip grip

Terminal marking

Zack marker strip - ZB 16:UNPRINTED - 0827461



Zack marker strip, Strip, white, unlabeled, can be labeled with: PLOTMARK, CMS-P1-PLOTTER, mounting type: snap into tall marker groove, for terminal block width: 16 mm, lettering field size: 16 x 10.5 mm, Number of individual labels: 50

Marker for terminal blocks - UC-TM 16 - 0819217



Marker for terminal blocks, Sheet, white, unlabeled, can be labeled with: BLUEMARK ID COLOR, BLUEMARK ID, BLUEMARK CLED, PLOTMARK, CMS-P1-PLOTTER, mounting type: snap into tall marker groove, for terminal block width: 16 mm, lettering field size: 15.45 x 10.5 mm, Number of individual labels: 32

Marker for terminal blocks - UCT-TM 16 - 0829146



Marker for terminal blocks, Sheet, white, unlabeled, can be labeled with: TOPMARK NEO, TOPMARK LASER, BLUEMARK ID COLOR, BLUEMARK ID, BLUEMARK CLED, THERMOMARK PRIME, THERMOMARK CARD 2.0, THERMOMARK CARD, mounting type: snap into tall marker groove, for terminal block width: 16 mm, lettering field size: 14.8 x 9.6 mm, Number of individual labels: 18

Feed-through terminal block - ST 35 RD - 3035664

Accessories

Zack Marker strip, flat - ZBF 16:UNPRINTED - 0827464



Zack Marker strip, flat, Strip, white, unlabeled, can be labeled with: PLOTMARK, CMS-P1-PLOTTER, mounting type: snap into flat marker groove, for terminal block width: 16 mm, lettering field size: 16.25 x 10.5 mm, Number of individual labels: 50

Marker for terminal blocks - UC-TMF 16 - 0819262



Marker for terminal blocks, Sheet, white, unlabeled, can be labeled with: BLUEMARK ID COLOR, BLUEMARK ID, BLUEMARK CLED, PLOTMARK, CMS-P1-PLOTTER, mounting type: snap into flat marker groove, for terminal block width: 16 mm, lettering field size: 15.45 x 5.1 mm, Number of individual labels: 32

Marker for terminal blocks - UCT-TMF 16 - 0829218



Marker for terminal blocks, Sheet, white, unlabeled, can be labeled with: TOPMARK NEO, TOPMARK LASER, BLUEMARK ID COLOR, BLUEMARK ID, BLUEMARK CLED, THERMOMARK PRIME, THERMOMARK CARD 2.0, THERMOMARK CARD, mounting type: snap into flat marker groove, for terminal block width: 16 mm, lettering field size: 15.2 x 4.7 mm, Number of individual labels: 24

Test plug terminal block

Test plugs - MPS-MT - 0201744



Test plugs, with solder connection up to 1 mm² conductor cross section, color: gray

Test socket

Test adapter - PAI-ST 35/1000MM - 3029994



Test adapter, color: red

Phoenix Contact 2020 © - all rights reserved
<http://www.phoenixcontact.com>

PHOENIX CONTACT GmbH & Co. KG
Flachsmarktstr. 8
32825 Blomberg
Germany
Tel. +49 5235 300
Fax +49 5235 3 41200
<http://www.phoenixcontact.com>

X-ON Electronics

Largest Supplier of Electrical and Electronic Components

Click to view similar products for [DIN Rail Terminal Blocks](#) category:

Click to view products by [Phoenix Contact](#) manufacturer:

Other Similar products are found below :

[00110420202](#) [8WA1011-1BH23](#) [8WA1011-1EF20](#) [91.010](#) [9102100000](#) [91.040](#) [9123140000](#) [9123140001](#) [RBO 5-T-B-HEX](#) [1333564](#) [DP25-GY-ND](#) [1431306](#) [1433306](#) [90.070](#) [91.020](#) [912314](#) [260-301_NR](#) [2757571](#) [280-331](#) [280-560](#) [280-564](#) [281-611/281-542](#) [281-673/281-411](#) [281-994](#) [283-317](#) [283-607](#) [2909798](#) [264-724](#) [264-726](#) [280-530](#) [280-555](#) [280-619](#) [281-610](#) [281-622/281-417](#) [284-317](#) [284-601](#) [2907033](#) [3048496](#) [5542152](#) [35956](#) [USK 10](#) [102510](#) [1025100000](#) [5520682](#) [5607102](#) [EMH 25-ZE30](#) [591620-2](#) [UM 45-SEFE M.NUT BK](#) [1-591651-1](#) [8671050000](#)