

## COMBI receptacle - SC 4/15 - 3042586

Please be informed that the data shown in this PDF Document is generated from our Online Catalog. Please find the complete data in the user's documentation. Our General Terms of Use for Downloads are valid (<http://phoenixcontact.com/download>)

COMBI receptacle, nom. voltage: 800 V, nominal current: 32 A, connection method: Spring-cage connection, number of connections: 2, number of positions: 15, cross section: 0.08 mm<sup>2</sup> - 6 mm<sup>2</sup>, AWG: 28 - 10, width: 93 mm, height: 22.3 mm, color: gray




### Your advantages

- Standard strain relief can be used
- Tested for railway applications



### Key Commercial Data

|              |   |
|--------------|---|
| Packing unit | 10 pc   |
| GTIN         | <br>4 046356 012720 |
| GTIN         | 4046356012720   |

### Technical data

#### General

|  |   |
|--|---|
| Number of positions                    | 15  |
| Number of levels                       | 1   |
| Number of connections                  | 2   |
| Nominal cross section                  | 4 mm <sup>2</sup>   |
| Color                                  | gray  |
| Insulating material                    | PA  |
| Flammability rating according to UL 94 | V0  |
| Area of application                    | Railway industry<br>Machine building<br>Plant engineering |
| Maximum load current                   | 32 A (with 6 mm <sup>2</sup> conductor cross section)     |
| Rated surge voltage                    | 8 kV  |
| Degree of pollution                    | 3   |
| Overvoltage category                   | III   |

# COMBI receptacle - SC 4/15 - 3042586

## Technical data

### General

|   |   |
|---|---|
| Insulating material group   | I   |
| Maximum power dissipation for nominal condition                         | 1.02 W  |
| Maximum load current  | 32 A (with 6 mm <sup>2</sup> conductor cross section) |
| Nominal current I <sub>N</sub>  | 32 A  |
| Nominal voltage U <sub>N</sub>  | 800 V   |
| Open side panel   | Yes   |
| Relative insulation material temperature index (Elec., UL 746 B)        | 130 °C  |
| Temperature index of insulation material (DIN EN 60216-1 (VDE 0304-21)) | 130 °C  |
| Static insulating material application in cold                          | -60 °C  |
| Surface flammability NFPA 130 (ASTM E 162)                              | passed  |
| Specific optical density of smoke NFPA 130 (ASTM E 662)                 | passed  |
| Calorimetric heat release NFPA 130 (ASTM E 1354)                        | 28 MJ/kg  |
| Smoke gas toxicity NFPA 130 (SMP 800C)                                  | passed  |
| Fire protection for rail vehicles (DIN EN 45545-2) R22                  | HL 1 - HL 3   |
| Fire protection for rail vehicles (DIN EN 45545-2) R23                  | HL 1 - HL 3   |
| Fire protection for rail vehicles (DIN EN 45545-2) R24                  | HL 1 - HL 3   |
| Fire protection for rail vehicles (DIN EN 45545-2) R26                  | HL 1 - HL 3   |

### Dimensions

|                 |         |
|-----------------|---------|
| Width           | 93 mm   |
| End cover width | 3.2 mm  |
| Length          | 48.6 mm |
| Height          | 22.3 mm |
| Pitch           | 6.2 mm  |

### Connection data

|  |                        |
|--|------------------------|
| Connection method  | Spring-cage connection |
| Stripping length   | 8 mm ... 10 mm         |
| Connection in acc. with standard   | IEC 61984              |
| Conductor cross section solid min.   | 0.08 mm <sup>2</sup>   |
| Conductor cross section solid max.   | 6 mm <sup>2</sup>      |
| Conductor cross section AWG min.   | 28                     |
| Conductor cross section AWG max.   | 10                     |
| Conductor cross section flexible min.                                      | 0.08 mm <sup>2</sup>   |
| Conductor cross section flexible max.                                      | 4 mm <sup>2</sup>      |
| Min. AWG conductor cross section, flexible                                 | 28                     |
| Max. AWG conductor cross section, flexible                                 | 10                     |
| Conductor cross section flexible, with ferrule without plastic sleeve min. | 0.14 mm <sup>2</sup>   |
| Conductor cross section flexible, with ferrule without plastic sleeve max. | 4 mm <sup>2</sup>      |
| Conductor cross section flexible, with ferrule with plastic sleeve min.    | 0.14 mm <sup>2</sup>   |
| Conductor cross section flexible, with ferrule with plastic sleeve max.    | 4 mm <sup>2</sup>      |

# COMBI receptacle - SC 4/15 - 3042586

## Technical data

### Connection data

|  |                     |
|--|---------------------|
| Two conductors with the same cross section, flexible, with TWIN ferrules, with plastic sleeve, minimum | 0.5 mm <sup>2</sup> |
| Two conductors with the same cross section, flexible, with TWIN ferrules, with plastic sleeve, maximum | 1 mm <sup>2</sup>   |
| Internal cylindrical gage  | A4                  |

### Standards and Regulations

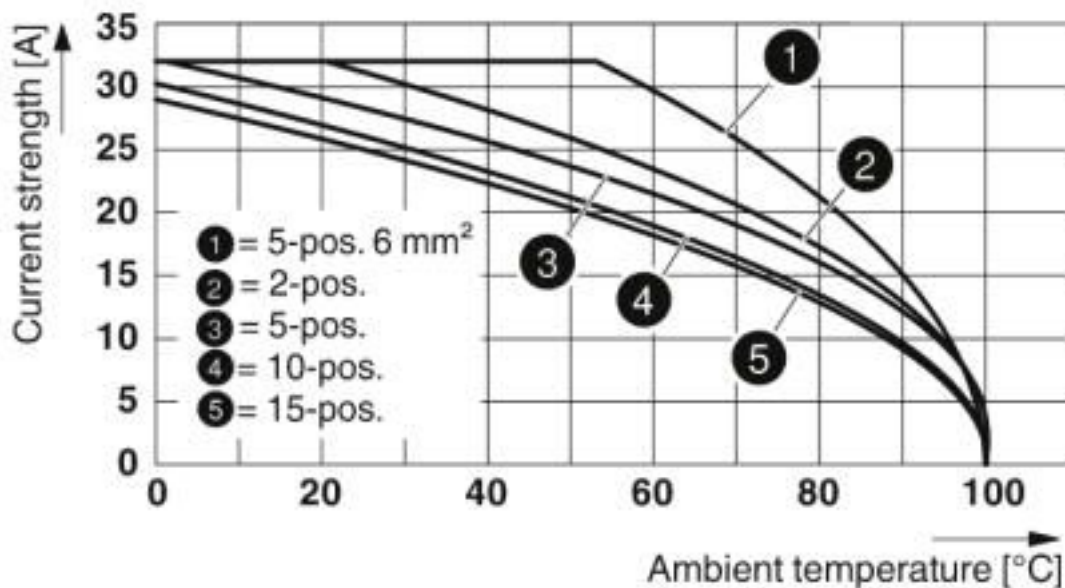
|  |           |
|--|-----------|
| Connection in acc. with standard       | CUL       |
|  | IEC 61984 |
| Flammability rating according to UL 94 | V0        |

### Environmental Product Compliance

|            |   |
|------------|---|
| China RoHS | Environmentally friendly use period: unlimited = EFUP-e |
|            | No hazardous substances above threshold values          |

## Drawings

Diagram



# COMBI receptacle - SC 4/15 - 3042586

Circuit diagram



## Classifications

### eCl@ss

|               |          |
|---------------|----------|
| eCl@ss 10.0.1 | 27141151 |
| eCl@ss 4.0    | 27260700 |
| eCl@ss 4.1    | 27260700 |
| eCl@ss 5.0    | 27260700 |
| eCl@ss 5.1    | 27260700 |
| eCl@ss 6.0    | 27141100 |
| eCl@ss 7.0    | 27141151 |
| eCl@ss 8.0    | 27141151 |
| eCl@ss 9.0    | 27141151 |

### ETIM

|          |          |
|----------|----------|
| ETIM 2.0 | EC000897 |
| ETIM 3.0 | EC000897 |
| ETIM 4.0 | EC000897 |
| ETIM 5.0 | EC002021 |
| ETIM 6.0 | EC002021 |
| ETIM 7.0 | EC002021 |

### UNSPSC

|               |          |
|---------------|----------|
| UNSPSC 6.01   | 30211802 |
| UNSPSC 7.0901 | 39121402 |
| UNSPSC 11     | 39121402 |
| UNSPSC 12.01  | 39121402 |
| UNSPSC 13.2   | 39121402 |
| UNSPSC 18.0   | 39121402 |
| UNSPSC 19.0   | 39121402 |
| UNSPSC 20.0   | 39121402 |
| UNSPSC 21.0   | 39121402 |

# COMBI receptacle - SC 4/15 - 3042586

## Approvals


### Approvals


#### Approvals


UL Recognized / cUL Recognized / EAC / EAC / cULus Recognized

#### Ex Approvals


### Approval details

|                            |   |   |              |
|----------------------------|---|---|--------------|
| UL Recognized              |  | <a href="http://database.ul.com/cgi-bin/XYV/template/LISEXT/1FRAME/index.htm">http://database.ul.com/cgi-bin/XYV/template/LISEXT/1FRAME/index.htm</a> | FILE E 60425 |
|                            | B   | C   |              |
| Nominal voltage UN         | 600 V   | 600 V   |              |
| Nominal current IN         | 30 A  | 30 A  |              |
| mm <sup>2</sup> /AWG/kcmil | 28-10   | 28-10   |              |

|                            |   |   |              |
|----------------------------|---|---|--------------|
| cUL Recognized             |  | <a href="http://database.ul.com/cgi-bin/XYV/template/LISEXT/1FRAME/index.htm">http://database.ul.com/cgi-bin/XYV/template/LISEXT/1FRAME/index.htm</a> | FILE E 60425 |
|                            | B   | C   |              |
| Nominal voltage UN         | 600 V   | 600 V   |              |
| Nominal current IN         | 30 A  | 30 A  |              |
| mm <sup>2</sup> /AWG/kcmil | 28-10   | 28-10   |              |

|     |   |                      |
|-----|---|----------------------|
| EAC |  | RU C-DE.A*30.B.01742 |
|-----|---|----------------------|

|     |   |                      |
|-----|---|----------------------|
| EAC |  | RU C-DE.BL08.B.00511 |
|-----|---|----------------------|

|                  |   |
|------------------|---|
| cULus Recognized |  |
|------------------|---|

## Accessories

### Accessories

#### Coding element

## COMBI receptacle - SC 4/15 - 3042586

### Accessories

Coding star - PC - 3040588



Coding star, length: 3 mm, width: 3 mm, height: 6 mm, color: red

---

### Insulating sleeve

Insulating sleeve - MPS-IH WH - 0201663

Insulating sleeve, color: white



Insulating sleeve - MPS-IH RD - 0201676

Insulating sleeve, color: red



Insulating sleeve - MPS-IH BU - 0201689

Insulating sleeve, color: blue



Insulating sleeve - MPS-IH YE - 0201692

Insulating sleeve, color: yellow



## COMBI receptacle - SC 4/15 - 3042586

### Accessories

Insulating sleeve - MPS-IH GN - 0201702

Insulating sleeve, color: green



Insulating sleeve - MPS-IH GY - 0201728

Insulating sleeve, color: gray



Insulating sleeve - MPS-IH BK - 0201731

Insulating sleeve, color: black



Insulating sleeve - ISH 4/0,5 - 3002885

Insulating sleeve, color: gray



Insulating sleeve - ISH 4/1,0 - 3002898

Insulating sleeve, color: black



### Mounting material

## COMBI receptacle - SC 4/15 - 3042586

### Accessories

Panel feed-through - SSL 2,5 - 3043815



Panel feed-through, width: 5.2 mm, color: gray

---

Strain relief - CZ/2 - 3043831



Strain relief, length: 28.9 mm, width: 19.8 mm, number of positions: 2, color: black

---

### Screwdriver tools

Screwdriver - SZF 1-0,6X3,5 - 1204517



Actuation tool, for ST terminal blocks, also suitable for use as a bladed screwdriver, size: 0.6 x 3.5 x 100 mm, 2-component grip, with non-slip grip

---

Actuation tool - ST-BW - 1207608



Actuation tool, for all 2.5 mm<sup>2</sup> - 4.0 mm<sup>2</sup> spring-cages

---

### Test plug terminal block

Test plugs - MPS-MT - 0201744



Test plugs, with solder connection up to 1 mm<sup>2</sup> conductor cross section, color: gray

---

---



Phoenix Contact 2020 © - all rights reserved  
<http://www.phoenixcontact.com>

PHOENIX CONTACT GmbH & Co. KG  
Flachmarktstr. 8  
32825 Blomberg  
Germany  
Tel. +49 5235 300  
Fax +49 5235 3 41200  
<http://www.phoenixcontact.com>

## X-ON Electronics

Largest Supplier of Electrical and Electronic Components

*Click to view similar products for [DIN Rail Terminal Blocks](#) category:*

*Click to view products by [Phoenix Contact](#) manufacturer:*

Other Similar products are found below :

[00110420202](#) [8WA1011-1BH23](#) [8WA1011-1EF20](#) [91.010](#) [9102100000](#) [91.040](#) [9123140000](#) [9123140001](#) [RBO 5-T-B-HEX](#) [1333564](#) [DP25-GY-ND](#) [1431306](#) [1433306](#) [90.070](#) [91.020](#) [912314](#) [260-301\\_NR](#) [2757571](#) [280-331](#) [280-560](#) [280-564](#) [281-611/281-542](#) [281-673/281-411](#) [281-994](#) [283-317](#) [283-607](#) [2909798](#) [264-724](#) [264-726](#) [280-530](#) [280-555](#) [280-619](#) [281-610](#) [281-622/281-417](#) [284-317](#) [284-601](#) [2907033](#) [3048496](#) [5542152](#) [35956](#) [USK 10](#) [102510](#) [1025100000](#) [5520682](#) [5607102](#) [EMH 25-ZE30](#) [591620-2](#) [UM 45-SEFE M.NUT BK](#) [1-591651-1](#) [8671050000](#)