

## Feed-through terminal block - UK 35 RD - 3048328

Please be informed that the data shown in this PDF Document is generated from our Online Catalog. Please find the complete data in the user's documentation. Our General Terms of Use for Downloads are valid (<http://phoenixcontact.com/download>)



Feed-through terminal block, nom. voltage: 1000 V, nominal current: 125 A, connection method: Screw connection, number of connections: 2, number of positions: 1, cross section: 0.75 mm<sup>2</sup> - 50 mm<sup>2</sup>, AWG: 18 - 1/0, width: 15.1 mm, color: red, mounting type: NS 35/7,5, NS 35/15, NS 32


### Your advantages

- ✓ The large wiring space enables the connection of solid and stranded conductors without ferrules, even above the nominal cross section
- ✓ As well as saving space, the compact design enables user-friendly wiring in a small amount of space
- ✓ Optimum screwdriver guidance through closed screw shafts

RoHS



### Key Commercial Data

Packing unit	50 pc
GTIN	 4 017918 954840
GTIN	4017918954840

### Technical data

#### General

Number of positions	1
Number of levels	1
Number of connections	2
Color	red
Insulating material	PA
Flammability rating according to UL 94	V0
Rated surge voltage	8 kV
Degree of pollution	3
Overvoltage category	III
Insulating material group	I
Maximum load current	150 A (with 50 mm <sup>2</sup> conductor cross section)
Nominal current I <sub>N</sub>	125 A
Nominal voltage U <sub>N</sub>	1000 V

# Feed-through terminal block - UK 35 RD - 3048328

## Technical data

### General

Open side panel	No
Relative insulation material temperature index (Elec., UL 746 B)	130 °C
Temperature index of insulation material (DIN EN 60216-1 (VDE 0304-21))	125 °C
Static insulating material application in cold	-60 °C
Surface flammability NFPA 130 (ASTM E 162)	passed
Specific optical density of smoke NFPA 130 (ASTM E 662)	passed
Calorimetric heat release NFPA 130 (ASTM E 1354)	27,5 MJ/kg
Smoke gas toxicity NFPA 130 (SMP 800C)	passed
Fire protection for rail vehicles (DIN EN 45545-2) R22	HL 1 - HL 3
Fire protection for rail vehicles (DIN EN 45545-2) R23	HL 1 - HL 3
Fire protection for rail vehicles (DIN EN 45545-2) R24	HL 1 - HL 3
Fire protection for rail vehicles (DIN EN 45545-2) R26	HL 1 - HL 3

### Dimensions

Width	15.1 mm
Length	50 mm
Height NS 35/7,5	62 mm
Height NS 35/15	69.5 mm
Height NS 32	67 mm

### Connection data

Connection method	Screw connection
Screw thread	M6
Stripping length	16 mm
Tightening torque, min	3.2 Nm
Tightening torque max	3.7 Nm
Connection in acc. with standard	IEC 60947-7-1
Conductor cross section solid min.	0.75 mm <sup>2</sup>
Conductor cross section solid max.	50 mm <sup>2</sup>
Conductor cross section AWG min.	18
Conductor cross section AWG max.	1/0
Conductor cross section flexible min.	0.75 mm <sup>2</sup>
Conductor cross section flexible max.	35 mm <sup>2</sup>
Min. AWG conductor cross section, flexible	18
Max. AWG conductor cross section, flexible	2
Conductor cross section flexible, with ferrule without plastic sleeve min.	0.75 mm <sup>2</sup>
Conductor cross section flexible, with ferrule without plastic sleeve max.	35 mm <sup>2</sup>
Conductor cross section flexible, with ferrule with plastic sleeve min.	0.75 mm <sup>2</sup>
Conductor cross section flexible, with ferrule with plastic sleeve max.	35 mm <sup>2</sup>
2 conductors with same cross section, solid min.	0.75 mm <sup>2</sup>
2 conductors with same cross section, solid max.	16 mm <sup>2</sup>

## Feed-through terminal block - UK 35 RD - 3048328

### Technical data

#### Connection data

2 conductors with same cross section, stranded min.	0.75 mm <sup>2</sup>
2 conductors with same cross section, stranded max.	10 mm <sup>2</sup>
Two conductors with the same cross section, flexible, with TWIN ferrules, with plastic sleeve, minimum	0.75 mm <sup>2</sup>
Two conductors with the same cross section, flexible, with TWIN ferrules, with plastic sleeve, maximum	6 mm <sup>2</sup>
Two conductors with the same cross section stranded, with ferrule and without plastic sleeve, minimum	0.75 mm <sup>2</sup>
Two conductors with the same cross section stranded, with ferrule and without plastic sleeve, maximum	10 mm <sup>2</sup>
Connection in acc. with standard	IEC/EN 60079-7
Conductor cross section solid min.	0.75 mm <sup>2</sup>
Conductor cross section solid max.	50 mm <sup>2</sup>
Conductor cross section AWG min.	18
Conductor cross section AWG max.	1
Conductor cross section flexible min.	0.75 mm <sup>2</sup>
Conductor cross section flexible max.	35 mm <sup>2</sup>
Internal cylindrical gage	B9

#### Standards and Regulations

Connection in acc. with standard	CSA
	IEC 60947-7-1
	IEC/EN 60079-7
Flammability rating according to UL 94	V0

#### Environmental Product Compliance

China RoHS	Environmentally friendly use period: unlimited = EFUP-e
	No hazardous substances above threshold values

### Classifications

#### eCl@ss

eCl@ss 10.0.1	27141120
eCl@ss 4.0	27141100
eCl@ss 4.1	27141100
eCl@ss 5.0	27141100
eCl@ss 5.1	27141100
eCl@ss 6.0	27141100
eCl@ss 7.0	27141120
eCl@ss 8.0	27141120
eCl@ss 9.0	27141120

# Feed-through terminal block - UK 35 RD - 3048328

## Classifications

### ETIM

ETIM 2.0	EC000897
ETIM 3.0	EC000897
ETIM 4.0	EC000897
ETIM 5.0	EC000897
ETIM 6.0	EC000897
ETIM 7.0	EC000897

### UNSPSC

UNSPSC 6.01	30211811
UNSPSC 7.0901	39121410
UNSPSC 11	39121410
UNSPSC 12.01	39121410
UNSPSC 13.2	39121410
UNSPSC 18.0	39121410
UNSPSC 19.0	39121410
UNSPSC 20.0	39121410
UNSPSC 21.0	39121410

## Approvals

### Approvals

#### Approvals


DNV GL / CSA / KR / NK / UL Recognized / KEMA-KEUR / cUL Recognized / IECEE CB Scheme / EAC / RS / LR / EAC / cULus Recognized

#### Ex Approvals

IECEX / ATEX / UL Recognized / cUL Recognized / GL / EAC Ex / DNV GL-EX / cULus Recognized

### Approval details

DNV GL		<a href="https://approvalfinder.dnvgl.com/">https://approvalfinder.dnvgl.com/</a>	TAE00001CT
--------	---	---	------------

CSA		<a href="http://www.csagroup.org/services-industries/product-listing/">http://www.csagroup.org/services-industries/product-listing/</a>	13631
	B	C	
Nominal voltage UN	600 V	600 V	
Nominal current IN	150 A	150 A	


## Feed-through terminal block - UK 35 RD - 3048328


### Approvals


	B	C
mm <sup>2</sup> /AWG/kcmil	18	18


KR		<a href="http://www.krs.co.kr/eng/main/main.aspx">http://www.krs.co.kr/eng/main/main.aspx</a>	HMB17372-EL001
----	---	---	----------------

NK		<a href="http://www.classnk.or.jp/hp/en/">http://www.classnk.or.jp/hp/en/</a>	09 ME 141
----	---	---	-----------

UL Recognized		<a href="http://database.ul.com/cgi-bin/XYV/template/LISEXT/1FRAME/index.htm">http://database.ul.com/cgi-bin/XYV/template/LISEXT/1FRAME/index.htm</a>	FILE E 60425
	B	C	
Nominal voltage UN	600 V	600 V	
Nominal current IN	150 A	150 A	
mm <sup>2</sup> /AWG/kcmil	18	18	

KEMA-KEUR		<a href="http://www.dekra-certification.com">http://www.dekra-certification.com</a>	2183462.02
	B	C	
Nominal voltage UN	1000 V		
mm <sup>2</sup> /AWG/kcmil	35		

cUL Recognized		<a href="http://database.ul.com/cgi-bin/XYV/template/LISEXT/1FRAME/index.htm">http://database.ul.com/cgi-bin/XYV/template/LISEXT/1FRAME/index.htm</a>	FILE E 60425
	B	C	
Nominal voltage UN	600 V	600 V	
Nominal current IN	150 A	150 A	
mm <sup>2</sup> /AWG/kcmil	18	18	

IECEE CB Scheme		<a href="http://www.iecee.org/">http://www.iecee.org/</a>	NL-26111
	B	C	
Nominal voltage UN	1000 V		
mm <sup>2</sup> /AWG/kcmil	35		

# Feed-through terminal block - UK 35 RD - 3048328

## Approvals

EAC			RU C- DE.A*30.B.01742
-----	--	--	--------------------------

RS		<a href="http://www.rs-head.spb.ru/en/index.php">http://www.rs-head.spb.ru/en/index.php</a>	17.00013.272
----	--	---	--------------

LR		<a href="http://www.lr.org/en">http://www.lr.org/en</a>	88/20086
----	--	---	----------

EAC			RU C- DE.BL08.B.00534
-----	--	--	--------------------------

cULus Recognized			
------------------	--	--	--

## Accessories

### Accessories

#### Cover profile

Cover - EA 11 - 1024263



Single cover, for covering one terminal block, snap fit, cannot be labeled, color: transparent

### DIN rail

DIN rail perforated - NS 32 PERF 2000MM - 1201002



DIN rail perforated, G profile, width: 32 mm, height: 15 mm, acc. to EN 60715, material: Steel, galvanized, passivated with a thick layer, length: 2000 mm, color: silver

## Feed-through terminal block - UK 35 RD - 3048328

### Accessories

DIN rail, unperforated - NS 32 UNPERF 2000MM - 1201015



DIN rail, unperforated, G profile, width: 32 mm, height: 15 mm, acc. to EN 60715, material: Steel, galvanized, passivated with a thick layer, length: 2000 mm, color: silver

---

DIN rail perforated - NS 35/ 7,5 PERF 2000MM - 0801733



DIN rail perforated, Standard profile, width: 35 mm, height: 7.5 mm, acc. to EN 60715, material: Steel, galvanized, passivated with a thick layer, length: 2000 mm, color: silver

---

DIN rail, unperforated - NS 35/ 7,5 UNPERF 2000MM - 0801681



DIN rail, unperforated, Standard profile, width: 35 mm, height: 7.5 mm, acc. to EN 60715, material: Steel, galvanized, passivated with a thick layer, length: 2000 mm, color: silver

---

DIN rail perforated - NS 35/ 7,5 WH PERF 2000MM - 1204119



DIN rail perforated, Standard profile, width: 35 mm, height: 7.5 mm, acc. to EN 60715, material: Steel, Galvanized, white passivated, length: 2000 mm, color: silver

---

DIN rail, unperforated - NS 35/ 7,5 WH UNPERF 2000MM - 1204122



DIN rail, unperforated, Standard profile, width: 35 mm, height: 7.5 mm, acc. to EN 60715, material: Steel, Galvanized, white passivated, length: 2000 mm, color: silver

---

## Feed-through terminal block - UK 35 RD - 3048328

### Accessories

DIN rail, unperforated - NS 35/ 7,5 AL UNPERF 2000MM - 0801704



DIN rail, unperforated, Standard profile, width: 35 mm, height: 7.5 mm, acc. to EN 60715, material: Aluminum, uncoated, length: 2000 mm, color: silver

---

DIN rail perforated - NS 35/ 7,5 ZN PERF 2000MM - 1206421



DIN rail perforated, Standard profile, width: 35 mm, height: 7.5 mm, acc. to EN 60715, material: Steel, galvanized, length: 2000 mm, color: silver

---

DIN rail, unperforated - NS 35/ 7,5 ZN UNPERF 2000MM - 1206434



DIN rail, unperforated, Standard profile, width: 35 mm, height: 7.5 mm, acc. to EN 60715, material: Steel, galvanized, length: 2000 mm, color: silver

---

DIN rail, unperforated - NS 35/ 7,5 CU UNPERF 2000MM - 0801762



DIN rail, unperforated, Standard profile, width: 35 mm, height: 7.5 mm, acc. to EN 60715, material: Copper, uncoated, length: 2000 mm, color: copper-colored

---

End cap - NS 35/ 7,5 CAP - 1206560



DIN rail end piece, for DIN rail NS 35/7.5

---



## Feed-through terminal block - UK 35 RD - 3048328

### Accessories

DIN rail perforated - NS 35/15 PERF 2000MM - 1201730



DIN rail perforated, Standard profile, width: 35 mm, height: 15 mm, similar to EN 60715, material: Steel, galvanized, passivated with a thick layer, length: 2000 mm, color: silver

---

DIN rail, unperforated - NS 35/15 UNPERF 2000MM - 1201714



DIN rail, unperforated, Standard profile, width: 35 mm, height: 15 mm, similar to EN 60715, material: Steel, galvanized, passivated with a thick layer, length: 2000 mm, color: silver

---

DIN rail perforated - NS 35/15 WH PERF 2000MM - 0806602



DIN rail perforated, Standard profile, width: 35 mm, height: 15 mm, similar to EN 60715, material: Steel, Galvanized, white passivated, length: 2000 mm, color: silver

---

DIN rail, unperforated - NS 35/15 WH UNPERF 2000MM - 1204135



DIN rail, unperforated, Standard profile, width: 35 mm, height: 15 mm, similar to EN 60715, material: Steel, Galvanized, white passivated, length: 2000 mm, color: silver

---

DIN rail, unperforated - NS 35/15 AL UNPERF 2000MM - 1201756



DIN rail, unperforated, Standard profile, width: 35 mm, height: 15 mm, similar to EN 60715, material: Aluminum, uncoated, length: 2000 mm, color: silver

---

## Feed-through terminal block - UK 35 RD - 3048328

### Accessories

DIN rail perforated - NS 35/15 ZN PERF 2000MM - 1206599



DIN rail perforated, Standard profile, width: 35 mm, height: 15 mm, similar to EN 60715, material: Steel, galvanized, length: 2000 mm, color: silver

---

DIN rail, unperforated - NS 35/15 ZN UNPERF 2000MM - 1206586



DIN rail, unperforated, Standard profile, width: 35 mm, height: 15 mm, similar to EN 60715, material: Steel, galvanized, length: 2000 mm, color: silver

---

DIN rail, unperforated - NS 35/15 CU UNPERF 2000MM - 1201895



DIN rail, unperforated, Standard profile, width: 35 mm, height: 15 mm, similar to EN 60715, material: Copper, uncoated, length: 2000 mm, color: copper-colored

---

End cap - NS 35/15 CAP - 1206573



DIN rail end piece, for DIN rail NS 35/15

---

DIN rail, unperforated - NS 35/15-2,3 UNPERF 2000MM - 1201798



DIN rail, unperforated, Standard profile 2.3 mm, width: 35 mm, height: 15 mm, acc. to EN 60715, material: Steel, galvanized, passivated with a thick layer, length: 2000 mm, color: silver

---

End block

## Feed-through terminal block - UK 35 RD - 3048328

### Accessories

#### End clamp - CLIPFIX 35 - 3022218



Quick mounting end clamp for NS 35/7,5 DIN rail or NS 35/15 DIN rail, with marking option, width: 9.5 mm, color: gray

---

#### End clamp - CLIPFIX 35-5 - 3022276



Quick mounting end clamp for NS 35/7,5 DIN rail or NS 35/15 DIN rail, with marking option, with parking option for FBS...5, FBS...6, KSS 5, KSS 6, width: 5.15 mm, color: gray

---

#### End clamp - E/NS 35 N - 0800886



End clamp, width: 9.5 mm, color: gray

---

#### End clamp - E/UK - 1201442



End clamp, width: 9.5 mm, height: 35.3 mm, material: PA, length: 50.5 mm, Mounting on a DIN rail NS 32 or NS 35, color: gray

---

#### End clamp - E/UK 1 - 1201413



End clamps, for supporting the ends of double-level and three-level terminal blocks, width: 10 mm, color: gray

---

### Insertion bridge

## Feed-through terminal block - UK 35 RD - 3048328

### Accessories

Insertion bridge - EB 2-15 - 0203166



Insertion bridge, pitch: 15.25 mm, number of positions: 2, color: gray

---

Insertion bridge - EB 10-15 - 0205135



Insertion bridge, pitch: 15.25 mm, number of positions: 10, color: gray

---

Insertion bridge - EB 2-15 K/UK 35 - 0205119



Insertion bridge, pitch: 15 mm, number of positions: 2, color: gray

---

Insertion bridge - EB 3-15 K/UK 35 - 0205106



Insertion bridge, pitch: 15 mm, number of positions: 3, color: gray

---

Insertion bridge - EB 10-15 K/UK 35 - 0205096



Insertion bridge, pitch: 15 mm, number of positions: 10, color: gray

---

### Insulating sleeve

## Feed-through terminal block - UK 35 RD - 3048328

### Accessories

Insulating sleeve - PS-IH WH - 0311566



Insulating sleeve, color: white

---

Insulating sleeve - PS-IH RD - 0311579



Insulating sleeve, color: red

---

Insulating sleeve - PS-IH BU - 0311582



Insulating sleeve, color: blue

---

Insulating sleeve - PS-IH YE - 0311595



Insulating sleeve, color: yellow

---

Insulating sleeve - PS-IH GN - 0311605



Insulating sleeve, color: green

---

## Feed-through terminal block - UK 35 RD - 3048328

### Accessories

Insulating sleeve - PS-IH GY - 0311621



Insulating sleeve, color: gray

---

Insulating sleeve - PS-IH BK - 0311634



Insulating sleeve, color: black

---

Insulating sleeve - PS-IH VT - 0311618



Insulating sleeve, color: violet

---

### Labeled terminal marker

Zack marker strip - ZB 15 CUS - 0824945



Zack marker strip, can be ordered: Strip, white, labeled according to customer specifications, mounting type: snap into tall marker groove, for terminal block width: 15.2 mm, lettering field size: 10.5 x 15.1 mm, Number of individual labels: 5

---

Zack marker strip - ZB 15,LGS:L1-N,PE - 0811998



Zack marker strip, Strip, white, labeled, printed horizontally: L1, L2, L3, N, PE, mounting type: snap into tall marker groove, for terminal block width: 15.2 mm, lettering field size: 10.5 x 15.1 mm, Number of individual labels: 5

---

### Partition plate

## Feed-through terminal block - UK 35 RD - 3048328

### Accessories

Separating plate - TS-K - 1302215



Separating plate, length: 22 mm, width: 0.5 mm, height: 22 mm, color: gray

---

Separating plate - TP-UK 35 - 3008096



Separating plate, length: 50 mm, width: 7.5 mm, height: 52 mm, color: gray

---

### Screw bridge

Step bracket - STL 35/10 - 0204084



Step bracket, number of positions: 2, color: silver

---

Step bracket - STL 35/ 5 - 0204107



Step bracket, pitch: 5 mm, number of positions: 2, color: silver

---

Step bracket - STL 35/16 - 0204097



Step bracket, number of positions: 2, color: silver

---

## Feed-through terminal block - UK 35 RD - 3048328

### Accessories

Fixed bridge - FBI 2-15 - 0201333



Fixed bridge, pitch: 15 mm, number of positions: 2, color: silver

---

Fixed bridge - FBI 3-15 - 0201278



Fixed bridge, pitch: 15 mm, number of positions: 3, color: silver

---

Fixed bridge - FBI 5-15 - 0711302



Fixed bridge, pitch: 15 mm, number of positions: 5, color: silver

---

### Switching jumper

Switching jumper - SBH 2-15 - 0205232



Switching jumper, pitch: 15 mm, number of positions: 2, color: silver

---

### Terminal marking

Zack marker strip - ZB 15:UNBEDRUCKT - 0811972



Zack marker strip, Strip, white, unlabeled, can be labeled with: PLOTMARK, CMS-P1-PLOTTER, mounting type: snap into tall marker groove, for terminal block width: 15.2 mm, lettering field size: 10.5 x 15.1 mm, Number of individual labels: 5

---

### Test plug terminal block



## Feed-through terminal block - UK 35 RD - 3048328

### Accessories

Test plugs - PS-MT - 0311647



Test plugs, color: silver

---

### Test socket

Female test connector - PSB 6/5/6 - 0205290



Female test connector, color: silver

---

### Warning label printed

Warning label - WS 5-15 - 1004445

Warning label, Plate, orange, labeled: Lightning flash and warning in English, mounting type: screw, rivet, for terminal block width: 15 mm, diameter: 0 mm



Warning label - WS 4-15 - 1004241

Warning label, Plate, orange, labeled: Lightning flash and warning in English, mounting type: screw, rivet, for terminal block width: 15 mm, diameter: 0 mm



Phoenix Contact 2020 © - all rights reserved  
<http://www.phoenixcontact.com>

PHOENIX CONTACT GmbH & Co. KG  
Flachsmarktstr. 8  
32825 Blomberg  
Germany  
Tel. +49 5235 300  
Fax +49 5235 3 41200  
<http://www.phoenixcontact.com>

## X-ON Electronics

Largest Supplier of Electrical and Electronic Components

*Click to view similar products for [DIN Rail Terminal Blocks](#) category:*

*Click to view products by [Phoenix Contact](#) manufacturer:*

Other Similar products are found below :

[00110420202](#) [8WA1011-1BH23](#) [8WA1011-1EF20](#) [91.010](#) [9102100000](#) [91.040](#) [9123140000](#) [9123140001](#) [RBO 5-T-B-HEX](#) [1333564](#) [DP25-GY-ND](#) [1431306](#) [1433306](#) [90.070](#) [91.020](#) [912314](#) [260-301\\_NR](#) [2757571](#) [280-331](#) [280-560](#) [280-564](#) [281-611/281-542](#) [281-673/281-411](#) [281-994](#) [283-317](#) [283-607](#) [2909798](#) [264-724](#) [264-726](#) [280-530](#) [280-555](#) [280-619](#) [281-610](#) [281-622/281-417](#) [284-317](#) [284-601](#) [2907033](#) [3048496](#) [5542152](#) [35956](#) [USK 10](#) [102510](#) [1025100000](#) [5520682](#) [5607102](#) [EMH 25-ZE30](#) [591620-2](#) [UM 45-SEFE M.NUT BK](#) [1-591651-1](#) [8671050000](#)