

Marshalling panel - RV 8-TP(2,4X0,8)L - 3191013

Please be informed that the data shown in this PDF Document is generated from our Online Catalog. Please find the complete data in the user's documentation. Our General Terms of Use for Downloads are valid (<http://phoenixcontact.com/download>)




Marshalling panel, nom. voltage: 250 V, nominal current: 5 A, cross section: 0.22 mm² - 0.56 mm², AWG: 20 - 24, connection method: TERMI-POINT[®], number of positions: 1, number of connections: 16, width: 7.6 mm, length: 202 mm, color: gray, mounting: NS 35/7,5, NS 35/15

Your advantages

- ✓ The external housing ridges act as a cable duct side panel, such that good cable routing is ensured and standard cable duct covers can be used
- ✓ The red-white marking masks with alternating negative/positive 1 - 8 or a - h labeling clearly distinguish the rows of pins and make the process of connecting and finding specific connections much easier
- ✓ There are two housing grooves between the pin panel and labeling rib into which the potential busbars can be inserted
- ✓ The RV 8 element has eight 2.4 x 0.8 mm TERMI-POINT[®](TP) pins for the incoming and outgoing conductors on both sides of the raised labeling rib



Key Commercial Data

Packing unit	5 pc
GTIN	 4 017918 093426
GTIN	4017918093426

Technical data

General

Number of levels	1
Number of connections	16
Color	gray
Insulating material	PA
Flammability rating according to UL 94	V0
Rated surge voltage	4 kV
Degree of pollution	3
Overvoltage category	III
Insulating material group	I
Ambient temperature (operation)	-60 °C ... 85 °C
Ambient temperature (storage/transport)	-25 °C ... 55 °C (For a short time, not exceeding 24 h, -60 to +70 °C)

Marshalling panel - RV 8-TP(2,4X0,8)L - 3191013

Technical data

General

Permissible humidity (storage/transport)	30 % ... 70 %
Ambient temperature (assembly)	-5 °C ... 70 °C
Ambient temperature (actuation)	-5 °C ... 70 °C
Nominal current I _N	5 A
Max. load current	5 A
Nominal voltage U _N	250 V
Open side panel	No
Number of positions	1

Dimensions

Width	7.6 mm
Length	202 mm
Height NS 35/7,5	81.5 mm
Height NS 35/15	89 mm

Connection data

Conductor cross section solid min.	0.22 mm ²
Conductor cross section solid max.	0.56 mm ²
Conductor cross section flexible min.	0.22 mm ²
Conductor cross section flexible max.	0.56 mm ²
Conductor cross section AWG min.	24
Conductor cross section AWG max.	20
Conductor cross section flexible, with ferrule with plastic sleeve min.	0.25 mm ²
Conductor cross section flexible, with ferrule with plastic sleeve max.	0.5 mm ²
Connection method	TERMI-POINT®
TERMI-POINT pin dimensions	2.4 x 0.8 mm
Position of the TERMI-POINT pin	vertical

Standards and Regulations

Flammability rating according to UL 94	V0
--	----

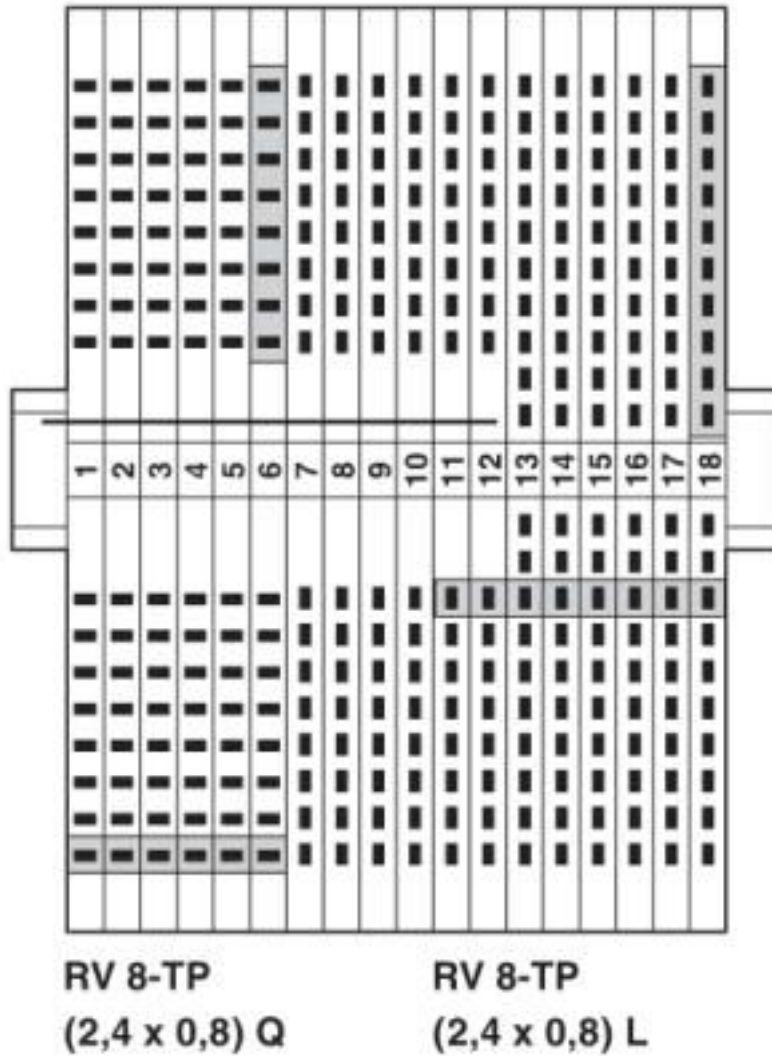
Environmental Product Compliance

China RoHS	Environmentally friendly use period: unlimited = EFUP-e
	No hazardous substances above threshold values

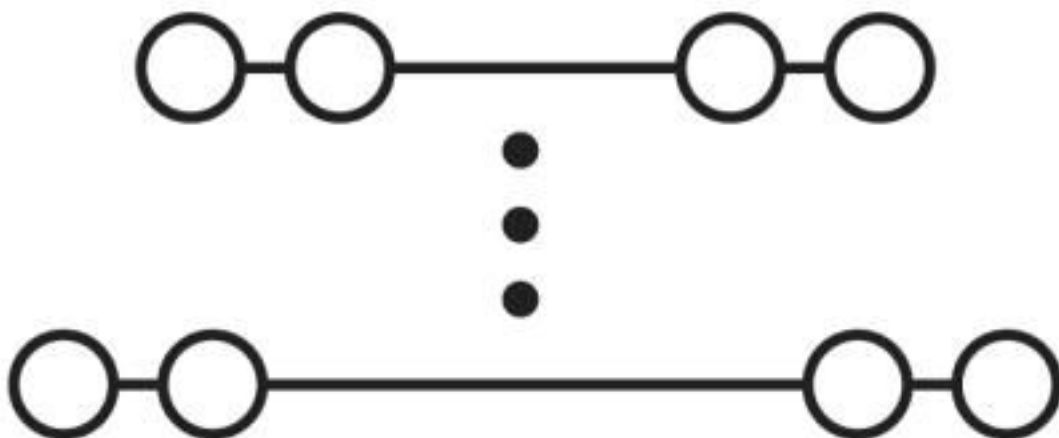
Drawings

Marshalling panel - RV 8-TP(2,4X0,8)L - 3191013

Functional drawing



Circuit diagram



Marshalling panel - RV 8-TP(2,4X0,8)L - 3191013

Classifications

eCl@ss

eCl@ss 10.0.1	27141120
eCl@ss 4.0	27141100
eCl@ss 4.1	27141100
eCl@ss 5.0	27141100
eCl@ss 5.1	27141100
eCl@ss 6.0	27141100
eCl@ss 7.0	27141120
eCl@ss 8.0	27141120
eCl@ss 9.0	27141120

ETIM

ETIM 2.0	EC000897
ETIM 3.0	EC000897
ETIM 4.0	EC000897
ETIM 5.0	EC000897
ETIM 6.0	EC000897
ETIM 7.0	EC000897

UNSPSC

UNSPSC 6.01	30211811
UNSPSC 7.0901	39121410
UNSPSC 11	39121410
UNSPSC 12.01	39121410
UNSPSC 13.2	39121410
UNSPSC 18.0	39121410
UNSPSC 19.0	39121410
UNSPSC 20.0	39121410
UNSPSC 21.0	39121410

Approvals

Approvals

Approvals

EAC

Ex Approvals

Approval details

Marshalling panel - RV 8-TP(2,4X0,8)L - 3191013

Approvals

EAC		RU C- DE.BL08.B.00541
-----	---	--------------------------

Accessories

Accessories

Connector

Female insert - STG-MTN 0,5-1,0 - 3190438



Module socket contact, inserted in the PCC or HCC plug housing after crimping the conductor, for 0.5 mm² ... 1.0 mm² conductors

DIN rail

DIN rail perforated - NS 35/ 7,5 PERF 2000MM - 0801733



DIN rail perforated, Standard profile, width: 35 mm, height: 7.5 mm, acc. to EN 60715, material: Steel, galvanized, passivated with a thick layer, length: 2000 mm, color: silver

DIN rail, unperforated - NS 35/ 7,5 UNPERF 2000MM - 0801681



DIN rail, unperforated, Standard profile, width: 35 mm, height: 7.5 mm, acc. to EN 60715, material: Steel, galvanized, passivated with a thick layer, length: 2000 mm, color: silver

DIN rail perforated - NS 35/ 7,5 WH PERF 2000MM - 1204119



DIN rail perforated, Standard profile, width: 35 mm, height: 7.5 mm, acc. to EN 60715, material: Steel, Galvanized, white passivated, length: 2000 mm, color: silver

Marshalling panel - RV 8-TP(2,4X0,8)L - 3191013

Accessories

DIN rail, unperforated - NS 35/ 7,5 WH UNPERF 2000MM - 1204122



DIN rail, unperforated, Standard profile, width: 35 mm, height: 7.5 mm, acc. to EN 60715, material: Steel, Galvanized, white passivated, length: 2000 mm, color: silver

DIN rail, unperforated - NS 35/ 7,5 AL UNPERF 2000MM - 0801704



DIN rail, unperforated, Standard profile, width: 35 mm, height: 7.5 mm, acc. to EN 60715, material: Aluminum, uncoated, length: 2000 mm, color: silver

DIN rail perforated - NS 35/ 7,5 ZN PERF 2000MM - 1206421



DIN rail perforated, Standard profile, width: 35 mm, height: 7.5 mm, acc. to EN 60715, material: Steel, galvanized, length: 2000 mm, color: silver

DIN rail, unperforated - NS 35/ 7,5 ZN UNPERF 2000MM - 1206434



DIN rail, unperforated, Standard profile, width: 35 mm, height: 7.5 mm, acc. to EN 60715, material: Steel, galvanized, length: 2000 mm, color: silver

DIN rail, unperforated - NS 35/ 7,5 CU UNPERF 2000MM - 0801762



DIN rail, unperforated, Standard profile, width: 35 mm, height: 7.5 mm, acc. to EN 60715, material: Copper, uncoated, length: 2000 mm, color: copper-colored

Marshalling panel - RV 8-TP(2,4X0,8)L - 3191013

Accessories

End cap - NS 35/ 7,5 CAP - 1206560

DIN rail end piece, for DIN rail NS 35/7.5



End block

End clamp - CLIPFIX 35 - 3022218



Quick mounting end clamp for NS 35/7,5 DIN rail or NS 35/15 DIN rail, with marking option, width: 9.5 mm, color: gray

End clamp - CLIPFIX 35-5 - 3022276



Quick mounting end clamp for NS 35/7,5 DIN rail or NS 35/15 DIN rail, with marking option, with parking option for FBS...5, FBS...6, KSS 5, KSS 6, width: 5.15 mm, color: gray

End clamp - E/NS 35 N - 0800886



End clamp, width: 9.5 mm, color: gray

End cover

End cover - D-RV 8 - 3191026



End cover, length: 199.4 mm, width: 4.3 mm, height: 64.6 mm, color: gray

Equipotential bonding strip

Marshalling panel - RV 8-TP(2,4X0,8)L - 3191013

Accessories

Equipotential busbar - S-FS (2,8X0,8) - 3191699



Potential busbar, with slotted 6.3/2.8 mm flat connectors, max. 40 A, brass, tin-plated, length: 1 m

Labeled terminal marker

Pair of marking masks - KZMP-RV 8:A-H - 3191327



Pair of marking masks, Card, white, labeled, horizontal: Upper case letters, mounting type: adhesive, for terminal block width: 7.62 mm, lettering field size: 65 x 7.6 mm, Number of individual labels: 20

Pair of marking masks - KZMP-RV 8:1-8 - 3191330



Pair of marking masks, Card, white, labeled, horizontal: Consecutive numbers, mounting type: adhesive, for terminal block width: 7.62 mm, lettering field size: 65 x 7.6 mm, Number of individual labels: 20

Zack marker strip - ZB 7,62 CUS - 0824997



Zack marker strip, can be ordered: Strip, white, labeled according to customer specifications, mounting type: snap into tall marker groove, for terminal block width: 7.62 mm, lettering field size: 10.5 x 7.5 mm, Number of individual labels: 10

Zack marker strip - ZB 7,62,LGS:FORTL.ZAHLEN - 1054233



Zack marker strip, Strip, white, labeled, can be labeled with: CMS-P1-PLOTTER, printed horizontally: consecutive numbers 1 ... 10, 11 ... 20, etc. up to 91 ... 100, mounting type: snap into tall marker groove, for terminal block width: 7.62 mm, lettering field size: 10.5 x 7.5 mm, Number of individual labels: 10

Mounting material

Marshalling panel - RV 8-TP(2,4X0,8)L - 3191013

Accessories

Connector housing - STG 2-RV/L - 3190137



Connector housing, number of positions: 2, color: gray

Connector housing - STG 8-RV/Q - 3190302



Connector housing, number of positions: 8, color: black

Connector housing - STG 2-RV/Q - 3190247



Connector housing, number of positions: 2, color: black

Connector housing - STG 8-RV/L - 3190195



Connector housing, number of positions: 8, color: gray

Connector housing - STG 10-RV/L - 3190205



Connector housing, number of positions: 10, color: gray

Marshalling panel - RV 8-TP(2,4X0,8)L - 3191013

Accessories

Connector housing - STG 1-RV/L - 3190124



Connector housing, number of positions: 1, color: gray

Mounting material - RV 8-SPSA - 3193011



Mounting material

Strain relief

Strain relief - STGZ 1 BK - 3193147



Strain relief, for STG 8-pos. connector housings, with double-sided coupling spring, color: black

Strain relief - STGZ BK - 3193134



Strain relief, for STG 8-pos. connector housings, with single-sided coupling spring, color: black

Terminal marking

Marker card - SBS 6:UNBEDRUCKT - 1007222



Marker card, Card, white, unlabeled, can be labeled with: Marker pen, mounting type: snap into tall marker groove, snap into flat marker groove, for terminal block width: 6 mm, lettering field size: 6 x 6.1 mm, Number of individual labels: 250

Marshalling panel - RV 8-TP(2,4X0,8)L - 3191013

Accessories

Zack marker strip - ZB 7,62:UNBEDRUCKT - 1054000



Zack marker strip, Strip, white, unlabeled, can be labeled with: PLOTMARK, CMS-P1-PLOTTER, mounting type: snap into tall marker groove, for terminal block width: 7.62 mm, lettering field size: 10.5 x 7.5 mm, Number of individual labels: 10

Phoenix Contact 2020 © - all rights reserved
<http://www.phoenixcontact.com>

PHOENIX CONTACT GmbH & Co. KG
Flachsmarktstr. 8
32825 Blomberg
Germany
Tel. +49 5235 300
Fax +49 5235 3 41200
<http://www.phoenixcontact.com>

X-ON Electronics

Largest Supplier of Electrical and Electronic Components

Click to view similar products for [DIN Rail Terminal Blocks](#) category:

Click to view products by [Phoenix Contact](#) manufacturer:

Other Similar products are found below :

[00110420202](#) [8WA1011-1BH23](#) [8WA1011-1EF20](#) [8WA1011-6DG11](#) [91.010](#) [9102100000](#) [91.040](#) [9123140000](#) [9123140001](#) [RBO 5-T-B-HEX](#) [1333564](#) [DP25-GY-ND](#) [1431306](#) [1433306](#) [90.070](#) [90.202](#) [91.020](#) [912314](#) [260-301_NR](#) [2757571](#) [280-331](#) [280-560](#) [280-564](#) [281-611/281-542](#) [281-673/281-411](#) [281-994](#) [283-317](#) [283-607](#) [2909798](#) [264-724](#) [264-726](#) [280-530](#) [280-555](#) [280-619](#) [281-610](#) [281-622/281-417](#) [284-317](#) [284-601](#) [2907033](#) [3048496](#) [5542152](#) [35956](#) [USK 10](#) [102510](#) [1025100000](#) [5520682](#) [5607102](#) [EMH 25-ZE30](#) [591620-2](#) [UM 45-SEFE M.NUT BK](#)