

Disconnect terminal block - PT 2,5-QUATTRO-TG - 3210208

Please be informed that the data shown in this PDF Document is generated from our Online Catalog. Please find the complete data in the user's documentation. Our General Terms of Use for Downloads are valid (<http://phoenixcontact.com/download>)



Disconnect terminal block, nom. voltage: 400 V, nominal current: 20 A, connection method: Push-in connection, cross section: 0.14 mm² - 4 mm², AWG: 26 - 12, length: 84 mm, width: 5.2 mm, color: gray, mounting: NS 35/7,5, NS 35/15

Your advantages

- ✓ The Push-in connection terminal blocks are characterized by the system features of the CLIPLINE complete system and by easy and tool-free wiring of conductors with ferrules or solid conductors
- ✓ The compact design and front connection enable wiring in a confined space
- ✓ In addition to the testing facility in the double function shaft, all terminal blocks provide an additional test connection



Key Commercial Data

| | |
|--------------|---------------|
| Packing unit | 50 pc |
| GTIN | |
| GTIN | 4046356333580 |

Technical data

General

| | |
|--|---|
| Note | The max. load current must not be exceeded by the total current of all connected conductors. Current and voltage are determined by the plug used. |
| Number of levels | 1 |
| Number of connections | 4 |
| Potentials | 1 |
| Nominal cross section | 2.5 mm ² |
| Color | gray |
| Insulating material | PA |
| Flammability rating according to UL 94 | V0 |
| Rated surge voltage | 6 kV |
| Degree of pollution | 3 |
| Overvoltage category | III |

Disconnect terminal block - PT 2,5-QUATTRO-TG - 3210208

Technical data

General

| | |
|---|--|
| Insulating material group | I |
| Maximum power dissipation for nominal condition | 0.77 W |
| Maximum load current | 20 A (with 4 mm ² conductor cross section, rigid) |
| Nominal current I _N | 20 A |
| Nominal voltage U _N | 400 V |
| Open side panel | Yes |
| Ambient temperature (operation) | -60 °C ... 85 °C |
| Ambient temperature (storage/transport) | -25 °C ... 55 °C (For a short time, not exceeding 24 h, -60 to +70 °C) |
| Permissible humidity (storage/transport) | 30 % ... 70 % |
| Ambient temperature (assembly) | -5 °C ... 70 °C |
| Ambient temperature (actuation) | -5 °C ... 70 °C |
| Shock protection test specification | DIN EN 50274 (VDE 0660-514):2002-11 |
| Back of the hand protection | guaranteed |
| Finger protection | guaranteed |
| Result of surge voltage test | Test passed |
| Result of power-frequency withstand voltage test | Test passed |
| Power frequency withstand voltage setpoint | 1.89 kV |
| Result of the test for mechanical stability of terminal points (5 x conductor connection) | Test passed |
| Result of bending test | Test passed |
| Bending test rotation speed | 10 rpm |
| Bending test turns | 135 |
| Bending test conductor cross section/weight | 0.14 mm ² / 0.2 kg |
| | 2.5 mm ² / 0.7 kg |
| | 4 mm ² / 0.9 kg |
| Tensile test result | Test passed |
| Result of tight fit on support | Test passed |
| Tight fit on carrier | NS 35 |
| Setpoint | 1 N |
| Result of voltage-drop test | Test passed |
| Result of temperature-rise test | Test passed |
| Short circuit stability result | Test passed |
| Conductor cross section short circuit testing | 1.5 mm ² |
| Short-time current | 0.18 kA |
| Conductor cross section short circuit testing | 2.5 mm ² |
| Short-time current | 0.3 kA |
| Result of thermal test | Test passed |
| Proof of thermal characteristics (needle flame) effective duration | 30 s |
| Result of aging test | Test passed |
| Oscillation, broadband noise test result | Test passed |
| Test specification, oscillation, broadband noise | DIN EN 50155 (VDE 0115-200):2018-05 |

Disconnect terminal block - PT 2,5-QUATTRO-TG - 3210208

Technical data

General

| | |
|---|--|
| Test spectrum | Service life test category 2, bogie-mounted |
| Test frequency | $f_1 = 5 \text{ Hz}$ to $f_2 = 250 \text{ Hz}$ |
| ASD level | $6.12 \text{ (m/s}^2\text{)}^2\text{/Hz}$ |
| Acceleration | 3.12 g |
| Test duration per axis | 5 h |
| Test directions | X-, Y- and Z-axis |
| Shock test result | Test passed |
| Test specification, shock test | DIN EN 50155 (VDE 0115-200):2018-05 |
| Shock form | Half-sine |
| Acceleration | 30g |
| Shock duration | 18 ms |
| Number of shocks per direction | 3 |
| Test directions | X-, Y- and Z-axis (pos. and neg.) |
| Relative insulation material temperature index (Elec., UL 746 B) | 130 °C |
| Temperature index of insulation material (DIN EN 60216-1 (VDE 0304-21)) | 125 °C |
| Static insulating material application in cold | -60 °C |
| Surface flammability NFPA 130 (ASTM E 162) | passed |
| Specific optical density of smoke NFPA 130 (ASTM E 662) | passed |
| Calorimetric heat release NFPA 130 (ASTM E 1354) | 27,5 MJ/kg |
| Smoke gas toxicity NFPA 130 (SMP 800C) | passed |
| Fire protection for rail vehicles (DIN EN 45545-2) R22 | HL 1 - HL 3 |
| Fire protection for rail vehicles (DIN EN 45545-2) R23 | HL 1 - HL 3 |
| Fire protection for rail vehicles (DIN EN 45545-2) R24 | HL 1 - HL 3 |
| Fire protection for rail vehicles (DIN EN 45545-2) R26 | HL 1 - HL 3 |

Dimensions

| | |
|------------------|---------|
| Width | 5.2 mm |
| End cover width | 2.2 mm |
| Length | 84 mm |
| Height NS 35/7,5 | 36.5 mm |
| Height NS 35/15 | 44 mm |

Connection data

| | |
|------------------------------------|----------------------|
| Connection | 1 level |
| Connection method | Push-in connection |
| Stripping length | 8 mm ... 10 mm |
| Connection in acc. with standard | IEC 60947-7-1 |
| Conductor cross section solid min. | 0.14 mm ² |
| Conductor cross section solid max. | 4 mm ² |
| Conductor cross section AWG min. | 26 |
| Conductor cross section AWG max. | 12 |

Disconnect terminal block - PT 2,5-QUATTRO-TG - 3210208

Technical data

Connection data

| | |
|--|--|
| Conductor cross section flexible min. | 0.14 mm ² |
| Conductor cross section flexible max. | 4 mm ² |
| Min. AWG conductor cross section, flexible | 26 |
| Max. AWG conductor cross section, flexible | 14 |
| Conductor cross section flexible, with ferrule without plastic sleeve min. | 0.14 mm ² |
| Conductor cross section flexible, with ferrule without plastic sleeve max. | 2.5 mm ² |
| Conductor cross section flexible, with ferrule with plastic sleeve min. | 0.14 mm ² |
| Conductor cross section flexible, with ferrule with plastic sleeve max. | 2.5 mm ² |
| Two conductors with the same cross section, flexible, with TWIN ferrules, with plastic sleeve, maximum | 0.5 mm ² |
| Connection cross sections directly pluggable | 0.34 mm ² 4 mm ² |
| Conductor cross section solid min. | 0.34 mm ² |
| Conductor cross section solid max. | 4 mm ² |
| Conductor cross section flexible, with ferrule without plastic sleeve min. | 0.34 mm ² |
| Conductor cross section flexible, with ferrule without plastic sleeve max. | 2.5 mm ² |
| Conductor cross section flexible, with ferrule with plastic sleeve min. | 0.34 mm ² |
| Conductor cross section flexible, with ferrule with plastic sleeve max. | 2.5 mm ² |
| Internal cylindrical gage | A3 |

Standards and Regulations

| | |
|--|---------------|
| Connection in acc. with standard | CSA |
| | IEC 60947-7-1 |
| Flammability rating according to UL 94 | V0 |

Environmental Product Compliance

| | |
|------------|---|
| China RoHS | Environmentally friendly use period: unlimited = EFUP-e |
| | No hazardous substances above threshold values |

Drawings

Circuit diagram



Classifications

eCl@ss

| | |
|---------------|----------|
| eCl@ss 10.0.1 | 27141126 |
| eCl@ss 4.0 | 27141100 |

Disconnect terminal block - PT 2,5-QUATTRO-TG - 3210208

Classifications

eCl@ss

| | |
|------------|----------|
| eCl@ss 4.1 | 27141100 |
| eCl@ss 5.0 | 27141100 |
| eCl@ss 5.1 | 27141100 |
| eCl@ss 6.0 | 27141100 |
| eCl@ss 7.0 | 27141126 |
| eCl@ss 8.0 | 27141126 |
| eCl@ss 9.0 | 27141126 |

ETIM

| | |
|----------|----------|
| ETIM 2.0 | EC000897 |
| ETIM 3.0 | EC000897 |
| ETIM 4.0 | EC000902 |
| ETIM 5.0 | EC000902 |
| ETIM 6.0 | EC000902 |
| ETIM 7.0 | EC000902 |

UNSPSC

| | |
|---------------|----------|
| UNSPSC 6.01 | 30211811 |
| UNSPSC 7.0901 | 39121410 |
| UNSPSC 11 | 39121410 |
| UNSPSC 12.01 | 39121410 |
| UNSPSC 13.2 | 39121410 |
| UNSPSC 18.0 | 39121410 |
| UNSPSC 19.0 | 39121410 |
| UNSPSC 20.0 | 39121410 |
| UNSPSC 21.0 | 39121410 |

Approvals

Approvals

Approvals

DNV GL / CSA / BV / LR / NK / ABS / UL Recognized / cUL Recognized / IECCEB Scheme / VDE Gutachten mit Fertigungsüberwachung / EAC / RS / EAC / LR / cULus Recognized

Ex Approvals

Approval details

Disconnect terminal block - PT 2,5-QUATTRO-TG - 3210208

Approvals

| | | | |
|--------|--|---|------------|
| DNV GL | | https://approvalfinder.dnvgl.com/ | TAE00003JE |
|--------|--|---|------------|

| | | | |
|----------------------------|-------|---|-------|
| CSA | | http://www.csagroup.org/services-industries/product-listing/ | 13631 |
| | B | C | D |
| Nominal voltage UN | 300 V | 300 V | 600 V |
| Nominal current IN | 20 A | 20 A | 5 A |
| mm ² /AWG/kcmil | 26-12 | 26-12 | 26-12 |

| | | | |
|----|--|---|-------------|
| BV | | http://www.veristar.com/portal/veristarinfo/generalinfo/approved/approvedProducts/equipmentAndMaterials | 25278/B0 BV |
|----|--|---|-------------|

| | | | |
|----|--|---|---------------|
| LR | | http://www.lr.org/en | 12/20038 (E3) |
|----|--|---|---------------|

| | | | |
|----|--|---|----------|
| NK | | http://www.classnk.or.jp/hp/en/ | 14ME0912 |
|----|--|---|----------|


| | | | |
|-----|--|---|------------------|
| ABS | | http://www.eagle.org/eagleExternalPortalWEB/ | 16-HG1591536-PDA |
|-----|--|---|------------------|


| | | | |
|----------------------------|-------|---|--------------|
| UL Recognized | | http://database.ul.com/cgi-bin/XYV/template/LISEXT/1FRAME/index.htm | FILE E 60425 |
| | B | C | D |
| Nominal voltage UN | 300 V | 300 V | 600 V |
| Nominal current IN | 20 A | 20 A | 5 A |
| mm ² /AWG/kcmil | 26-12 | 26-12 | 26-12 |

| | | | |
|----------------------------|-------|---|--------------|
| cUL Recognized | | http://database.ul.com/cgi-bin/XYV/template/LISEXT/1FRAME/index.htm | FILE E 60425 |
| | B | C | D |
| Nominal voltage UN | 300 V | 300 V | 600 V |
| Nominal current IN | 20 A | 20 A | 5 A |
| mm ² /AWG/kcmil | 26-12 | 26-12 | 26-12 |

Disconnect terminal block - PT 2,5-QUATTRO-TG - 3210208


Approvals


| | | | |
|----------------------------|---|---|-----------|
| IECEE CB Scheme |  | http://www.iecee.org/ | DE1-61293 |
| Nominal voltage UN | 400 V | | |
| mm ² /AWG/kcmil | 2.5 | | |

| | | | |
|---|---|---|----------|
| VDE Gutachten mit Fertigungsüberwachung |  | http://www2.vde.com/de/Institut/Online-Service/VDE-gepruefteProdukte/Seiten/Online-Suche.aspx | 40036792 |
| Nominal voltage UN | 400 V | | |
| Nominal current IN | 20 A | | |
| mm ² /AWG/kcmil | 0.2-2.5 | | |

| | | | |
|-----|---|--|--------------------------|
| EAC |  | | RU C- DE.AI30.B.01102 |
|-----|---|--|--------------------------|

| | | | |
|----|---|---|--------------|
| RS |  | http://www.rs-head.spb.ru/en/index.php | 17.00013.272 |
|----|---|---|--------------|

| | | | |
|-----|---|--|--------------------------|
| EAC |  | | RU C- DE.BL08.B.00644 |
|-----|---|--|--------------------------|

| | | | |
|----|---|---|----------|
| LR |  | http://www.lr.org/en | 14/20056 |
|----|---|---|----------|

| | | | |
|------------------|---|--|--|
| cULus Recognized |  | | |
|------------------|---|--|--|

Accessories

Accessories

Bridge

Disconnect terminal block - PT 2,5-QUATTRO-TG - 3210208

Accessories

Wire bridge - FBSW 2-5/250MM - 3030172



Wire bridge, length: 250 mm, width: 5.1 mm, number of positions: 1, color: red/black

Wire bridge - FBSW 2-5/60MM - 3030170



Wire bridge, length: 60 mm, width: 5.1 mm, number of positions: 1, color: red/black

Wire bridge - FBSW 2-5/110MM - 3030171



Wire bridge, length: 110 mm, width: 5.1 mm, number of positions: 1, color: red/black

Wire bridge - FBSW 2-5/250MM - 3030172



Wire bridge, length: 250 mm, width: 5.1 mm, number of positions: 1, color: red/black

Wire bridge - FBSW 2-5/60MM - 3030170



Wire bridge, length: 60 mm, width: 5.1 mm, number of positions: 1, color: red/black

Disconnect terminal block - PT 2,5-QUATTRO-TG - 3210208

Accessories

Wire bridge - FBSW 2-5/110MM - 3030171



Wire bridge, length: 110 mm, width: 5.1 mm, number of positions: 1, color: red/black

Component plug terminal block

Component connector - P-CO XL - 3036797



Component connector, for installing components that can be individually selected up to a diameter of 10 mm and power dissipation of up to 1 W, nominal current: 10 A, length: 41.2 mm, width: 12.3 mm, height: 37.5 mm, number of positions: 1, color: gray

Component connector - P-CO XL SKN - 3036798



Component connector, specifically for holding the SKN 2,5 diode, nominal current: 10 A, length: 41.2 mm, width: 12.3 mm, height: 37.5 mm, number of positions: 1, color: gray

Component connector - P-CO 2-5 R47K - 3032447



Component connector, with 47 kOhm resistance for wire-break monitoring, pitch: 5.2 mm, length: 8.9 mm, width: 4.1 mm, height: 34.8 mm, number of positions: 2, color: black

Crimping tool

Crimping pliers - CRIMPFOX CENTRUS 6S - 1213144



Crimping pliers, for uninsulated and insulated ferrules, DIN 46228 Part 1 and 4, from 0.14 mm² ... 6 mm², also for TWIN ferrules up to 2 x 4 mm², automatic cross section adjustment, lateral insertion, equipped with fall protection

Disconnect terminal block - PT 2,5-QUATTRO-TG - 3210208

Accessories

Crimping pliers - CRIMPFOX CENTRUS 10S - 1213154



Crimping pliers, for uninsulated and insulated ferrules, DIN 46228 Part 1 and 4, from 0.14 mm² ... 10 mm², also for TWIN ferrules up to 2 x 4 mm², automatic cross section adjustment, lateral insertion, equipped with fall protection

Crimping pliers - CRIMPFOX CENTRUS 6H - 1213146



Crimping pliers, for uninsulated and insulated ferrules, DIN 46228 Part 1 and 4, from 0.14 mm² ... 6 mm², also for TWIN ferrules up to 2 x 4 mm², automatic cross section adjustment, lateral insertion, equipped with fall protection

Crimping pliers - CRIMPFOX CENTRUS 10H - 1213156



Crimping pliers, for uninsulated and insulated ferrules, DIN 46228 Part 1 and 4, from 0.14 mm² ... 10 mm², also for TWIN ferrules up to 2 x 4 mm², automatic cross section adjustment, lateral insertion, equipped with fall protection

Crimping pliers - CRIMPFOX 10S - 1212045



Crimping pliers, for ferrules without insulating collar according to DIN 46228 Part 1 and ferrules with insulating collar according to DIN 46228 Part 4, 0.14 mm² ... 10 mm², unlockable pressure lock, lateral entry

Crimping pliers - CRIMPFOX 6H - 1212046



Crimping pliers, for ferrules without insulating collar according to DIN 46228 Part 1 and ferrules with insulating collar according to DIN 46228 Part 4, 0.14 mm² ... 6 mm², unlockable pressure lock, lateral entry

Disconnect terminal block - PT 2,5-QUATTRO-TG - 3210208

Accessories

Crimping pliers - CRIMPFOX 2,5-M - 1212719



Crimping pliers, for ferrules without insulating collar according to DIN 46228 Part 1 and ferrules with insulating collar according to DIN 46228 Part 4, 0.25 mm² ... 2.5 mm², lateral entry, trapezoidal crimp

Crimping pliers - CRIMPFOX 6-M - 1212720



Crimping pliers, for ferrules without insulating collar according to DIN 46228 Part 1 and ferrules with insulating collar according to DIN 46228 Part 4, 0.25 mm² ... 6.0 mm², lateral entry, trapezoidal crimp

Crimping pliers - CRIMPFOX 6 - 1212034



Crimping pliers, for ferrules without insulating collar according to DIN 46228 Part 1 and ferrules with insulating collar according to DIN 46228 Part 4, 0.25 mm² ... 6.0 mm², lateral entry, trapezoidal crimp

Crimping pliers - CRIMPFOX 6T - 1212037



Crimping pliers, for ferrules without insulating collar according to DIN 46228 Part 1 and ferrules with insulating collar according to DIN 46228 Part 4, 0.25 mm² ... 6 mm², lateral entry, trapezoidal crimp

Crimping pliers - CRIMPFOX 6T-F - 1212038



Crimping pliers, for ferrules without insulating collar according to DIN 46228 Part 1 and ferrules with insulating collar according to DIN 46228 Part 4, 0.25 mm² ... 6 mm², front entry, trapezoidal crimp

Disconnect terminal block - PT 2,5-QUATTRO-TG - 3210208

Accessories

Crimping pliers - CRIMPFOX 6S-F - 1212043



Crimping pliers, for ferrules without insulating collar according to DIN 46228 Part 1 and ferrules with insulating collar according to DIN 46228 Part 4, 0.5 mm² ... 6 mm², front entry, square crimp

Crimping pliers - CRIMPFOX-M - 1212072



Basic pliers, for accommodating dies for a wide range of type of contacts

DIN rail

DIN rail perforated - NS 35/ 7,5 PERF 2000MM - 0801733



DIN rail perforated, Standard profile, width: 35 mm, height: 7.5 mm, acc. to EN 60715, material: Steel, galvanized, passivated with a thick layer, length: 2000 mm, color: silver

DIN rail, unperforated - NS 35/ 7,5 UNPERF 2000MM - 0801681



DIN rail, unperforated, Standard profile, width: 35 mm, height: 7.5 mm, acc. to EN 60715, material: Steel, galvanized, passivated with a thick layer, length: 2000 mm, color: silver

DIN rail perforated - NS 35/ 7,5 WH PERF 2000MM - 1204119



DIN rail perforated, Standard profile, width: 35 mm, height: 7.5 mm, acc. to EN 60715, material: Steel, Galvanized, white passivated, length: 2000 mm, color: silver

Disconnect terminal block - PT 2,5-QUATTRO-TG - 3210208

Accessories

DIN rail, unperforated - NS 35/ 7,5 WH UNPERF 2000MM - 1204122



DIN rail, unperforated, Standard profile, width: 35 mm, height: 7.5 mm, acc. to EN 60715, material: Steel, Galvanized, white passivated, length: 2000 mm, color: silver

DIN rail, unperforated - NS 35/ 7,5 AL UNPERF 2000MM - 0801704



DIN rail, unperforated, Standard profile, width: 35 mm, height: 7.5 mm, acc. to EN 60715, material: Aluminum, uncoated, length: 2000 mm, color: silver

DIN rail perforated - NS 35/ 7,5 ZN PERF 2000MM - 1206421



DIN rail perforated, Standard profile, width: 35 mm, height: 7.5 mm, acc. to EN 60715, material: Steel, galvanized, length: 2000 mm, color: silver

DIN rail, unperforated - NS 35/ 7,5 ZN UNPERF 2000MM - 1206434



DIN rail, unperforated, Standard profile, width: 35 mm, height: 7.5 mm, acc. to EN 60715, material: Steel, galvanized, length: 2000 mm, color: silver

DIN rail, unperforated - NS 35/ 7,5 CU UNPERF 2000MM - 0801762



DIN rail, unperforated, Standard profile, width: 35 mm, height: 7.5 mm, acc. to EN 60715, material: Copper, uncoated, length: 2000 mm, color: copper-colored

Disconnect terminal block - PT 2,5-QUATTRO-TG - 3210208

Accessories

End cap - NS 35/ 7,5 CAP - 1206560

DIN rail end piece, for DIN rail NS 35/7.5



DIN rail perforated - NS 35/15 PERF 2000MM - 1201730



DIN rail perforated, Standard profile, width: 35 mm, height: 15 mm, similar to EN 60715, material: Steel, galvanized, passivated with a thick layer, length: 2000 mm, color: silver

DIN rail, unperforated - NS 35/15 UNPERF 2000MM - 1201714



DIN rail, unperforated, Standard profile, width: 35 mm, height: 15 mm, similar to EN 60715, material: Steel, galvanized, passivated with a thick layer, length: 2000 mm, color: silver

DIN rail perforated - NS 35/15 WH PERF 2000MM - 0806602



DIN rail perforated, Standard profile, width: 35 mm, height: 15 mm, similar to EN 60715, material: Steel, Galvanized, white passivated, length: 2000 mm, color: silver

DIN rail, unperforated - NS 35/15 WH UNPERF 2000MM - 1204135



DIN rail, unperforated, Standard profile, width: 35 mm, height: 15 mm, similar to EN 60715, material: Steel, Galvanized, white passivated, length: 2000 mm, color: silver

Disconnect terminal block - PT 2,5-QUATTRO-TG - 3210208

Accessories

DIN rail, unperforated - NS 35/15 AL UNPERF 2000MM - 1201756



DIN rail, unperforated, Standard profile, width: 35 mm, height: 15 mm, similar to EN 60715, material: Aluminum, uncoated, length: 2000 mm, color: silver

DIN rail perforated - NS 35/15 ZN PERF 2000MM - 1206599



DIN rail perforated, Standard profile, width: 35 mm, height: 15 mm, similar to EN 60715, material: Steel, galvanized, length: 2000 mm, color: silver

DIN rail, unperforated - NS 35/15 ZN UNPERF 2000MM - 1206586



DIN rail, unperforated, Standard profile, width: 35 mm, height: 15 mm, similar to EN 60715, material: Steel, galvanized, length: 2000 mm, color: silver

DIN rail, unperforated - NS 35/15 CU UNPERF 2000MM - 1201895



DIN rail, unperforated, Standard profile, width: 35 mm, height: 15 mm, similar to EN 60715, material: Copper, uncoated, length: 2000 mm, color: copper-colored

End cap - NS 35/15 CAP - 1206573



DIN rail end piece, for DIN rail NS 35/15

Disconnect terminal block - PT 2,5-QUATTRO-TG - 3210208

Accessories

DIN rail, unperforated - NS 35/15-2,3 UNPERF 2000MM - 1201798



DIN rail, unperforated, Standard profile 2.3 mm, width: 35 mm, height: 15 mm, acc. to EN 60715, material: Steel, galvanized, passivated with a thick layer, length: 2000 mm, color: silver

Documentation

Mounting material - PT-IL - 3208090



Operating decal for the push-in Technology

End block

End clamp - CLIPFIX 35 - 3022218



Quick mounting end clamp for NS 35/7,5 DIN rail or NS 35/15 DIN rail, with marking option, width: 9.5 mm, color: gray

End clamp - CLIPFIX 35-5 - 3022276



Quick mounting end clamp for NS 35/7,5 DIN rail or NS 35/15 DIN rail, with marking option, with parking option for FBS...5, FBS...6, KSS 5, KSS 6, width: 5.15 mm, color: gray

End clamp - E/NS 35 N - 0800886



End clamp, width: 9.5 mm, color: gray

End cover

Disconnect terminal block - PT 2,5-QUATTRO-TG - 3210208

Accessories

End cover - D-ST 2,5-QUATTRO-MT - 3038590

End cover, length: 84 mm, width: 2.2 mm, height: 36.5 mm, color: gray



Cover segment - DS-ST 2,5 - 3036602

End cover segments, large segment: 32.25 x 13.83 x 0.9, small segment: 22.65 x 11.65 x 0.9, color: gray



Filler plug

Filler plugs - CEC 2,5 - 3062757



Cover for conductor shaft, 10-pos., for spring cage terminal blocks (ST) and terminal blocks with push-in technology (PT) with a width of 5.2 mm

Insulating sleeve

Insulating sleeve - MPS-IH WH - 0201663

Insulating sleeve, color: white



Insulating sleeve - MPS-IH RD - 0201676

Insulating sleeve, color: red



Disconnect terminal block - PT 2,5-QUATTRO-TG - 3210208

Accessories

Insulating sleeve - MPS-IH BU - 0201689

Insulating sleeve, color: blue



Insulating sleeve - MPS-IH YE - 0201692

Insulating sleeve, color: yellow



Insulating sleeve - MPS-IH GN - 0201702

Insulating sleeve, color: green



Insulating sleeve - MPS-IH GY - 0201728

Insulating sleeve, color: gray



Insulating sleeve - MPS-IH BK - 0201731

Insulating sleeve, color: black



Disconnect terminal block - PT 2,5-QUATTRO-TG - 3210208

Accessories

Insulating sleeve - ISH 2,5/0,2 - 3002843



Insulating sleeve, color: white

Insulating sleeve - ISH 2,5/0,5 - 3002856



Insulating sleeve, color: gray

Insulating sleeve - ISH 2,5/1,0 - 3002869



Insulating sleeve, color: black

Jumper

Plug-in bridge - FBS 2-5 - 3030161



Plug-in bridge, pitch: 5.2 mm, length: 22.7 mm, width: 9 mm, number of positions: 2, color: red

Plug-in bridge - FBS 3-5 - 3030174



Plug-in bridge, pitch: 5.2 mm, length: 22.7 mm, width: 14.2 mm, number of positions: 3, color: red

Disconnect terminal block - PT 2,5-QUATTRO-TG - 3210208

Accessories

Plug-in bridge - FBS 4-5 - 3030187



Plug-in bridge, pitch: 5.2 mm, length: 22.7 mm, width: 19.4 mm, number of positions: 4, color: red

Plug-in bridge - FBS 5-5 - 3030190



Plug-in bridge, pitch: 5.2 mm, length: 23 mm, width: 24.6 mm, number of positions: 5, color: red

Plug-in bridge - FBS 10-5 - 3030213



Plug-in bridge, pitch: 5.2 mm, length: 22.7 mm, width: 50.6 mm, number of positions: 10, color: red

Plug-in bridge - FBS 20-5 - 3030226



Plug-in bridge, pitch: 5.2 mm, number of positions: 20, color: red

Plug-in bridge - FBS 50-5 - 3038930



Plug-in bridge, pitch: 5.2 mm, number of positions: 50, color: red

Disconnect terminal block - PT 2,5-QUATTRO-TG - 3210208

Accessories

Plug-in bridge - FBSR 2-5 - 3033702



Plug-in bridge, pitch: 5.2 mm, number of positions: 2, color: red

Plug-in bridge - FBSR 3-5 - 3001591



Plug-in bridge, pitch: 5.2 mm, number of positions: 3, color: red

Plug-in bridge - FBSR 4-5 - 3001592



Plug-in bridge, pitch: 5.2 mm, number of positions: 4, color: red

Plug-in bridge - FBSR 5-5 - 3001593



Plug-in bridge, pitch: 5.2 mm, number of positions: 5, color: red

Plug-in bridge - FBSR 10-5 - 3033710



Plug-in bridge, pitch: 5.2 mm, number of positions: 10, color: red

Disconnect terminal block - PT 2,5-QUATTRO-TG - 3210208

Accessories

Plug-in bridge - FBS 2-5 BU - 3036877



Plug-in bridge, pitch: 5.2 mm, number of positions: 2, color: blue

Plug-in bridge - FBS 3-5 BU - 3036880



Plug-in bridge, pitch: 5.2 mm, number of positions: 3, color: blue

Plug-in bridge - FBS 4-5 BU - 3036893



Plug-in bridge, pitch: 5.2 mm, number of positions: 4, color: blue

Plug-in bridge - FBS 5-5 BU - 3036903



Plug-in bridge, pitch: 5.2 mm, number of positions: 5, color: blue

Plug-in bridge - FBS 10-5 BU - 3036916



Plug-in bridge, pitch: 5.2 mm, number of positions: 10, color: blue

Disconnect terminal block - PT 2,5-QUATTRO-TG - 3210208

Accessories

Plug-in bridge - FBS 20-5 BU - 3036929



Plug-in bridge, pitch: 5.2 mm, number of positions: 20, color: blue

Plug-in bridge - FBS 50-5 BU - 3032114



Plug-in bridge, pitch: 5.2 mm, number of positions: 50, color: blue

Knife

Isolating plugs - P-DI - 3036783



Isolating plugs, length: 10.8 mm, width: 3.5 mm, height: 23.1 mm, color: orange

Isolating plugs - P-DI GY - 3047390



Isolating plugs, length: 10.8 mm, width: 3.5 mm, height: 23.1 mm, color: gray

Isolating plugs - P-DI GN - 1071062



Isolating plugs, length: 10.8 mm, width: 3.5 mm, height: 23.1 mm, color: green

Labeled terminal marker

Disconnect terminal block - PT 2,5-QUATTRO-TG - 3210208

Accessories

Zack marker strip - ZB 5 CUS - 0824962



Zack marker strip, can be ordered: Strip, white, labeled according to customer specifications, mounting type: snap into tall marker groove, for terminal block width: 5.2 mm, lettering field size: 5.15 x 10.5 mm, Number of individual labels: 10

Zack marker strip - ZB 5,LGS:FORTL.ZAHLEN - 1050017



Zack marker strip, Strip, white, labeled, printed horizontally: consecutive numbers 1 ... 10, 11 ... 20, etc. up to 491 ... 500, mounting type: snap into tall marker groove, for terminal block width: 5.2 mm, lettering field size: 5.15 x 10.5 mm, Number of individual labels: 10

Zack marker strip - ZB 5,QR:FORTL.ZAHLEN - 1050020



Zack marker strip, white, Printed vertically: consecutive numbers 1 ... 10, 11 ... 20, etc. up to 491 ... 500, mounting type: snap into tall marker groove, for terminal block width: 5.2 mm, lettering field size: 5.15 x 10.5 mm

Zack marker strip - ZB 5,LGS:GLEICHE ZAHLEN - 1050033



Zack marker strip, Strip, white, labeled, can be labeled with: CMS-P1-PLOTTER, printed horizontally: Identical numbers 1 or 2, etc. up to 100, mounting type: snap into tall marker groove, for terminal block width: 5.2 mm, lettering field size: 5.15 x 10.5 mm, Number of individual labels: 10

Zack marker strip - ZB 5,LGS:L1-N,PE - 1050415



Zack marker strip, Strip, white, labeled, horizontal: L1, L2, L3, N, PE, L1, L2, L3, N, PE, mounting type: snap into tall marker groove, for terminal block width: 5.2 mm, lettering field size: 5.15 x 10.5 mm, Number of individual labels: 10

Disconnect terminal block - PT 2,5-QUATTRO-TG - 3210208

Accessories

Marker for terminal blocks - UC-TM 5 CUS - 0824581



Marker for terminal blocks, can be ordered: by sheet, white, labeled according to customer specifications, mounting type: snap into tall marker groove, for terminal block width: 5.2 mm, lettering field size: 10.5 x 4.6 mm, Number of individual labels: 96

Marker for terminal blocks - UCT-TM 5 CUS - 0829595



Marker for terminal blocks, can be ordered: by sheet, white, labeled according to customer specifications, mounting type: snap into tall marker groove, for terminal block width: 5.2 mm, lettering field size: 4.6 x 10.5 mm, Number of individual labels: 72

Zack Marker strip, flat - ZBF 5 CUS - 0825025



Zack Marker strip, flat, can be ordered: Strip, white, labeled according to customer specifications, mounting type: snap into flat marker groove, for terminal block width: 5 mm, lettering field size: 5.15 x 5.15 mm, Number of individual labels: 10

Zack Marker strip, flat - ZBF 5,LGS:FORTL.ZAHLEN - 0808671



Zack Marker strip, flat, Strip, white, labeled, printed horizontally: consecutive numbers 1 ... 10, 11 ... 20, etc. up to 491 ... 500, mounting type: snap into flat marker groove, for terminal block width: 5 mm, lettering field size: 5.15 x 5.15 mm, Number of individual labels: 10

Zack Marker strip, flat - ZBF 5,QR:FORTL.ZAHLEN - 0808697



Zack Marker strip, flat, Strip, white, labeled, Printed vertically: consecutive numbers 1 ... 10, 11 ... 20, etc. up to 91 ... 100, mounting type: snap into flat marker groove, for terminal block width: 5 mm, lettering field size: 5.15 x 5.15 mm, Number of individual labels: 10

Disconnect terminal block - PT 2,5-QUATTRO-TG - 3210208

Accessories

Zack Marker strip, flat - ZBF 5,LGS:GERADE ZAHLEN - 0810821



Zack Marker strip, flat, Strip, white, labeled, printed horizontally: consecutive numbers 2 ... 20, 22 ... 40, etc. up to 82 ... 100, mounting type: snap into flat marker groove, for terminal block width: 5 mm, lettering field size: 5.15 x 5.15 mm, Number of individual labels: 10

Zack Marker strip, flat - ZBF 5,LGS:UNGERADE ZAHLEN - 0810863



Zack Marker strip, flat, Strip, white, labeled, printed horizontally: Odd numbers 1 - 19, 21 - 39, etc. up to 81 - 99, mounting type: snap into flat marker groove, for terminal block width: 5 mm, lettering field size: 5.15 x 5.15 mm, Number of individual labels: 10

Marker for terminal blocks - UC-TMF 5 CUS - 0824638



Marker for terminal blocks, can be ordered: by sheet, white, labeled according to customer specifications, mounting type: snap into flat marker groove, for terminal block width: 5.2 mm, lettering field size: 4.6 x 5.1 mm, Number of individual labels: 96

Marker for terminal blocks - UCT-TMF 5 CUS - 0829658



Marker for terminal blocks, can be ordered: by sheet, white, labeled according to customer specifications, mounting type: snap into flat marker groove, for terminal block width: 5.2 mm, lettering field size: 4.4 x 4.7 mm, Number of individual labels: 72

Marker carriers

Marker carriers - STP 5-2-ZB - 3037643



Double marker carrier, snaps onto the spring-cage terminal blocks ST 2.5..., labeled with ZB 5 or ZBF 5

Disconnect terminal block - PT 2,5-QUATTRO-TG - 3210208

Accessories

Group marker label for terminal marking - GBS-ZB/26X6 - 0809298



Group marking label, snaps onto terminal center for screw, spring-cage and quick connection terminal blocks, labeled with ESL 26x6 mm or EST 25x6 mm, in the foot part with Zack marker strip, length: 29 mm

Partition plate

Partition plate - ATP-ST QUATTRO - 3030815



Partition plate, length: 90.9 mm, width: 2 mm, height: 45 mm, color: gray

Spacer plate - DP PS-5 - 3036725



Spacer plate, length: 22.4 mm, width: 5.2 mm, height: 29 mm, number of positions: 1, color: red

Planning and marking software

Software - CLIP-PROJECT ADVANCED - 5146040



Multilingual software for convenient configuration of Phoenix Contact products on standard DIN rails.

Software - CLIP-PROJECT PROFESSIONAL - 5146053



Multilingual software for terminal strip configuration. A marking module enables the professional marking of markers and labels for identifying terminal blocks, conductors and cables, and devices.

Reducing bridge

Disconnect terminal block - PT 2,5-QUATTRO-TG - 3210208

Accessories

Reducing bridge - RB ST (2,5/4)-1,5 - 3038943



Reducing bridge, pitch: 7.1 mm, length: 22.7 mm, width: 10.4 mm, number of positions: 2, color: red

Screwdriver tools

Screwdriver - SZF 1-0,6X3,5 - 1204517



Actuation tool, for ST terminal blocks, also suitable for use as a bladed screwdriver, size: 0.6 x 3.5 x 100 mm, 2-component grip, with non-slip grip

Actuation tool - ST-BW - 1207608



Actuation tool, for all 2.5 mm² - 4.0 mm² spring-cages

Terminal marking

Group marker label for terminal marking - GBS 5-25X12 - 0810588



Group marker label, snaps onto terminal center for screw, spring-cage and quick connection terminal blocks, labeled with a 25 x 12 mm label or manually with the B-STIFT, in the foot part with ZB 5

Zack marker strip - ZB 5 :UNBEDRUCKT - 1050004



Zack marker strip, Strip, white, unlabeled, can be labeled with: PLOTMARK, CMS-P1-PLOTTER, mounting type: snap into tall marker groove, for terminal block width: 5.2 mm, lettering field size: 5.1 x 10.5 mm, Number of individual labels: 10

Disconnect terminal block - PT 2,5-QUATTRO-TG - 3210208

Accessories

Marker for terminal blocks - UC-TM 5 - 0818108



Marker for terminal blocks, Sheet, white, unlabeled, can be labeled with: BLUEMARK ID COLOR, BLUEMARK ID, BLUEMARK CLED, PLOTMARK, CMS-P1-PLOTTER, mounting type: snap into tall marker groove, for terminal block width: 5.2 mm, lettering field size: 10.5 x 4.6 mm, Number of individual labels: 96

Marker for terminal blocks - UCT-TM 5 - 0828734



Marker for terminal blocks, Sheet, white, unlabeled, can be labeled with: TOPMARK NEO, TOPMARK LASER, BLUEMARK ID COLOR, BLUEMARK ID, BLUEMARK CLED, THERMOMARK PRIME, THERMOMARK CARD 2.0, THERMOMARK CARD, mounting type: snap into tall marker groove, for terminal block width: 5.2 mm, lettering field size: 4.6 x 10.5 mm, Number of individual labels: 72

Zack Marker strip, flat - ZBF 5:UNBEDRUCKT - 0808642



Zack Marker strip, flat, Strip, white, unlabeled, can be labeled with: PLOTMARK, CMS-P1-PLOTTER, mounting type: snap into flat marker groove, for terminal block width: 5 mm, lettering field size: 5.1 x 5.2 mm, Number of individual labels: 10

Marker for terminal blocks - UC-TMF 5 - 0818153



Marker for terminal blocks, Sheet, white, unlabeled, can be labeled with: BLUEMARK ID COLOR, BLUEMARK ID, BLUEMARK CLED, PLOTMARK, CMS-P1-PLOTTER, mounting type: snap into flat marker groove, for terminal block width: 5.2 mm, lettering field size: 4.6 x 5.1 mm, Number of individual labels: 96

Marker for terminal blocks - UCT-TMF 5 - 0828744



Marker for terminal blocks, Sheet, white, unlabeled, can be labeled with: TOPMARK NEO, TOPMARK LASER, BLUEMARK ID COLOR, BLUEMARK ID, BLUEMARK CLED, THERMOMARK PRIME, THERMOMARK CARD 2.0, THERMOMARK CARD, mounting type: snap into flat marker groove, for terminal block width: 5.2 mm, lettering field size: 4.4 x 4.7 mm, Number of individual labels: 72

Test plug terminal block

Disconnect terminal block - PT 2,5-QUATTRO-TG - 3210208

Accessories

Test plugs - MPS-MT - 0201744



Test plugs, with solder connection up to 1 mm² conductor cross section, color: gray

Test plugs - PS-5 - 3030983



Test plugs, Modular test plug, color: red

Test plugs - PS-5/2,3MM RD - 3038723



Test plugs, color: red

Test socket

Test adapter - PAI-4-FIX-5/6 BU - 3035975



4 mm test adapter, for terminal blocks with 5.2 mm and 6.2 mm pitch

Test adapter - PAI-4-FIX-5/6 OG - 3035974



4 mm test adapter, for terminal blocks with 5.2 mm and 6.2 mm pitch

Disconnect terminal block - PT 2,5-QUATTRO-TG - 3210208

Accessories

Test adapter - PAI-4-FIX-5/6 YE - 3035977



4 mm test adapter, for terminal blocks with 5.2 mm and 6.2 mm pitch

Test adapter - PAI-4-FIX-5/6 RD - 3035976



4 mm test adapter, for terminal blocks with 5.2 mm and 6.2 mm pitch

Test adapter - PAI-4-FIX-5/6 GN - 3035978



4 mm test adapter, for terminal blocks with 5.2 mm and 6.2 mm pitch

Test adapter - PAI-4-FIX-5/6 BK - 3035980



4 mm test adapter, for terminal blocks with 5.2 mm and 6.2 mm pitch

Test adapter - PAI-4-FIX-5/6 GY - 3035982



4 mm test adapter, for terminal blocks with 5.2 mm and 6.2 mm pitch

Disconnect terminal block - PT 2,5-QUATTRO-TG - 3210208

Accessories

Test adapter - PAI-4-FIX-5/6 VT - 3035979



4 mm test adapter, for terminal blocks with 5.2 mm and 6.2 mm pitch

Test adapter - PAI-4-FIX-5/6 BN - 3035981



4 mm test adapter, for terminal blocks with 5.2 mm and 6.2 mm pitch

Test adapter - PAI-4-FIX-5/6 WH - 3035983



4 mm test adapter, for terminal blocks with 5.2 mm and 6.2 mm pitch

Warning label printed

Warning label - WS PT 2,5 - 1029026



Warning label, yellow/black, labeled: Lightning flash, mounting type: plug in, for terminal block width: 5.2 mm

Warning label - WS-DIO PT 2,5 - 1029037



Warning label, yellow/black, labeled: Diode, mounting type: plug in, for terminal block width: 5.2 mm

Additional products

Disconnect terminal block - PT 2,5-QUATTRO-TG - 3210208

Accessories

Isolating plugs - P-DI - 3036783



Isolating plugs, length: 10.8 mm, width: 3.5 mm, height: 23.1 mm, color: orange

Isolating plugs - P-DI GY - 3047390



Isolating plugs, length: 10.8 mm, width: 3.5 mm, height: 23.1 mm, color: gray

Feed-through connector - P-FIX - 3038956



Feed-through connector, length: 10.5 mm, width: 4 mm, color: gray

Component connector - P-CO - 3036796



Component connector, for installing components that can be individually selected, nominal current: 6 A, pitch: 5.2 mm, length: 24.2 mm, width: 5.1 mm, height: 33.2 mm, number of positions: 1, color: gray

Component connector - P-CO 1N4007/R-L - 3032457



Component connector, with diode1N4007, length: 24.2 mm, width: 5.2 mm, height: 33.3 mm, number of positions: 1, color: gray

Disconnect terminal block - PT 2,5-QUATTRO-TG - 3210208

Accessories

Component connector - P-CO 1N4007/L-R - 3032460



Component connector, with diode 1N4007, length: 24.2 mm, width: 5.2 mm, height: 33.3 mm, number of positions: 1, color: gray

Component connector - P-CO XL - 3036797



Component connector, for installing components that can be individually selected up to a diameter of 10 mm and power dissipation of up to 1 W, nominal current: 10 A, length: 41.2 mm, width: 12.3 mm, height: 37.5 mm, number of positions: 1, color: gray

Component connector - P-CO XL SKN - 3036798



Component connector, specifically for holding the SKN 2,5 diode, nominal current: 10 A, length: 41.2 mm, width: 12.3 mm, height: 37.5 mm, number of positions: 1, color: gray

Fuse plug - P-FU 5X20-5 - 3209235



Fuse plug, connection method: Plug connection, nominal current: 6.3 A, nom. voltage: 400 V, width: 6.2 mm, fuse type: G / 5 x 20, mounting type: Plug-in mounting, color: black

Fuse plug - P-FU 5X20 LED 24-5 - 3209248



Fuse plug, connection method: Plug connection, nominal current: 6.3 A, nom. voltage: 250 V, width: 6.2 mm, fuse type: G / 5 x 20, mounting type: Plug-in mounting, color: black

Disconnect terminal block - PT 2,5-QUATTRO-TG - 3210208

Accessories

Fuse plug - P-FU 5X20 LED 60-5 - 3209251



Fuse plug, connection method: Plug connection, nominal current: 6.3 A, nom. voltage: 250 V, width: 6.2 mm, fuse type: G / 5 x 20, mounting type: Plug-in mounting, color: black

Fuse plug - P-FU 5X20 LED 250-5 - 3209264



Fuse plug, connection method: Plug connection, nominal current: 6.3 A, nom. voltage: 250 V, width: 6.2 mm, fuse type: G / 5 x 20, mounting type: Plug-in mounting, color: black

Phoenix Contact 2020 © - all rights reserved
<http://www.phoenixcontact.com>

PHOENIX CONTACT GmbH & Co. KG
Flachsmarktstr. 8
32825 Blomberg
Germany
Tel. +49 5235 300
Fax +49 5235 3 41200
<http://www.phoenixcontact.com>

X-ON Electronics

Largest Supplier of Electrical and Electronic Components

Click to view similar products for [DIN Rail Terminal Blocks](#) category:

Click to view products by [Phoenix Contact](#) manufacturer:

Other Similar products are found below :

[00110420202](#) [8WA1011-1BH23](#) [8WA1011-1EF20](#) [91.010](#) [9102100000](#) [91.040](#) [9123140000](#) [9123140001](#) [RBO 5-T-B-HEX](#) [1333564](#) [DP25-GY-ND](#) [1431306](#) [1433306](#) [HSL-TB64-DIN](#) [90.070](#) [91.020](#) [912314](#) [260-301_NR](#) [2757571](#) [280-331](#) [280-560](#) [280-564](#) [281-611/281-542](#) [281-673/281-411](#) [281-994](#) [283-317](#) [283-607](#) [2909798](#) [264-724](#) [264-726](#) [280-530](#) [280-555](#) [280-619](#) [281-610](#) [281-622/281-417](#) [284-317](#) [284-601](#) [2907033](#) [3048496](#) [5542152](#) [35956](#) [USK 10](#) [102510](#) [1025100000](#) [5520682](#) [5607102](#) [EMH 25-ZE30](#) [591620-2](#) [UM 45-SEFE](#) [M.NUT BK](#) [1-591651-1](#)