

## Europe connectors - EC 10 TR - 3240178

Please be informed that the data shown in this PDF Document is generated from our Online Catalog. Please find the complete data in the user's documentation. Our General Terms of Use for Downloads are valid (<http://phoenixcontact.com/download>)



Polyamide Europe terminal strip, transparent, for connecting solid conductors and stranded conductors with ferrules with a cross section of 1 to 10 mm<sup>2</sup>

### Key Commercial Data

Packing unit	10 pc
GTIN	
GTIN	4046356457835

### Technical data

#### General

Number of positions	12
Number of levels	1
Number of connections	24
Nominal cross section	10 mm <sup>2</sup>
Color	transparent
Insulating material	PA
Flammability rating according to UL 94	V2
Maximum load current	57 A (with 10 mm <sup>2</sup> conductor cross section)
Nominal current I <sub>N</sub>	57 A (with 10 mm <sup>2</sup> conductor cross section)
Nominal voltage U <sub>N</sub>	450 V (Only use up to 250 V without securing.)
Open side panel	No
Ambient temperature (operation)	-40 °C ... 110 °C

#### Dimensions

Width	22.2 mm
Length	132.7 mm
Height	17.3 mm
Depth	22.2 mm

## Europe connectors - EC 10 TR - 3240178

### Technical data

#### Dimensions

Drill hole spacing	11.5 mm
Pitch	11.5 mm

#### Connection data

Connection method	Screw connection
Screw thread	M3,5
Stripping length	7 mm
Tightening torque, min	0.8 Nm
Tightening torque max	1 Nm
Conductor cross section solid min.	1 mm <sup>2</sup>
Conductor cross section solid max.	10 mm <sup>2</sup>
Conductor cross section AWG min.	16
Conductor cross section AWG max.	8
Conductor cross section flexible min.	1 mm <sup>2</sup>
Conductor cross section flexible max.	10 mm <sup>2</sup>
Min. AWG conductor cross section, flexible	16
Max. AWG conductor cross section, flexible	8
Conductor cross section flexible, with ferrule without plastic sleeve min.	0.75 mm <sup>2</sup>
Conductor cross section flexible, with ferrule without plastic sleeve max.	4 mm <sup>2</sup>
Conductor cross section flexible, with ferrule with plastic sleeve min.	0.75 mm <sup>2</sup>
Conductor cross section flexible, with ferrule with plastic sleeve max.	4 mm <sup>2</sup>
2 conductors with same cross section, solid min.	0.75 mm <sup>2</sup>
2 conductors with same cross section, solid max.	2.5 mm <sup>2</sup>
Two conductors with the same cross section, flexible, with TWIN ferrules, with plastic sleeve, minimum	0.5 mm <sup>2</sup>
Two conductors with the same cross section, flexible, with TWIN ferrules, with plastic sleeve, maximum	1 mm <sup>2</sup>
Two conductors with the same cross section stranded, with ferrule and without plastic sleeve, minimum	0.75 mm <sup>2</sup>
Two conductors with the same cross section stranded, with ferrule and without plastic sleeve, maximum	1.5 mm <sup>2</sup>

#### Standards and Regulations

Connection in acc. with standard	CUL
Flammability rating according to UL 94	V2

#### Environmental Product Compliance

REACH SVHC	Lead 7439-92-1
------------	----------------

### Classifications

eCl@ss

eCl@ss 10.0.1	27141106
eCl@ss 4.0	27141100

## Europe connectors - EC 10 TR - 3240178

### Classifications

#### eCl@ss

eCl@ss 4.1	27141100
eCl@ss 5.0	27141100
eCl@ss 5.1	27141100
eCl@ss 6.0	27141100
eCl@ss 7.0	27141106
eCl@ss 8.0	27141106
eCl@ss 9.0	27141106

#### ETIM

ETIM 3.0	EC001284
ETIM 4.0	EC001284
ETIM 5.0	EC001284
ETIM 6.0	EC001284
ETIM 7.0	EC001284

#### UNSPSC

UNSPSC 6.01	30212109
UNSPSC 7.0901	27121703
UNSPSC 11	27121703
UNSPSC 12.01	27121703
UNSPSC 13.2	39121409
UNSPSC 18.0	39121409
UNSPSC 19.0	39121409
UNSPSC 20.0	39121409
UNSPSC 21.0	39121409

### Approvals

#### Approvals

---

##### Approvals

UL Recognized / cUL Recognized / EAC / EAC / cULus Recognized

---


##### Ex Approvals


---


#### Approval details


## Europe connectors - EC 10 TR - 3240178

### Approvals

UL Recognized		<a href="http://database.ul.com/cgi-bin/XYV/template/LISEXT/1FRAME/index.htm">http://database.ul.com/cgi-bin/XYV/template/LISEXT/1FRAME/index.htm</a>	FILE E 60425
	B	C	D
Nominal voltage UN	300 V	300 V	300 V
Nominal current IN	50 A	50 A	50 A
mm <sup>2</sup> /AWG/kcmil	14-8	14-8	14-8

cUL Recognized		<a href="http://database.ul.com/cgi-bin/XYV/template/LISEXT/1FRAME/index.htm">http://database.ul.com/cgi-bin/XYV/template/LISEXT/1FRAME/index.htm</a>	FILE E 60425
	B	C	D
Nominal voltage UN	300 V	300 V	300 V
Nominal current IN	50 A	50 A	50 A
mm <sup>2</sup> /AWG/kcmil	14-8	14-8	14-8

EAC		RU C- DE.AI30.B.01102
-----	---	--------------------------

EAC		RU C- DE.BL08.B.00534
-----	---	--------------------------

cULus Recognized	
------------------	---

Phoenix Contact 2020 © - all rights reserved  
<http://www.phoenixcontact.com>

PHOENIX CONTACT GmbH & Co. KG  
 Flachsmarktstr. 8  
 32825 Blomberg  
 Germany  
 Tel. +49 5235 300  
 Fax +49 5235 3 41200  
<http://www.phoenixcontact.com>

## X-ON Electronics

Largest Supplier of Electrical and Electronic Components

*Click to view similar products for [Barrier Terminal Blocks](#) category:*

*Click to view products by [Phoenix Contact](#) manufacturer:*

Other Similar products are found below :

[CR151D20104](#) [670A-RZ-15-KT20](#) [6C1N03](#) [6PCR-02](#) [6PCR-02-008](#) [6PCR-05-008](#) [6PCR-08-008](#) [6PCR-09-008](#) [6PCR-13-006](#) [6PCR-15-006](#) [6PCR-21-006](#) [6PCV-06-008](#) [6PCV-06-716](#) [6PCV-09-001](#) [6PCV-10-009](#) [6PCV-15-008](#) [6PCV-17-1206](#) [6PCV-20-323](#) [6PCV-20-720](#) [6PCV-30-006](#) [6STR-06-006](#) [6STR-08-006](#) [6STR-12-008](#) [6STR-13-006](#) [6STR-14-008](#) [6STR-16-008](#) [6STR-17-008](#) [6STR-21-008](#) [6STR-25-008](#) [6STR-27-008](#) [6STV-03-006](#) [6STV-03-008](#) [6STV-04-006](#) [6STV-09-006](#) [6STV-10-006](#) [6WWR-03-693](#) [6WWV-12-008](#) [72212603](#) [72506-C](#) [72507-C-50](#) [73203](#) [75505-C](#) [75505-C-50](#) [75510-C](#) [77010-50](#) [7C1N08](#) [812-GP-3/4ST-09](#) [8-1437402-5](#) [8PCR-06-006](#) [8PCR-11-006](#)