

## Potential distributors - PTRVB 8-PV /BK - 3270159

Please be informed that the data shown in this PDF Document is generated from our Online Catalog. Please find the complete data in the user's documentation. Our General Terms of Use for Downloads are valid (<http://phoenixcontact.com/download>)



Potential distributors, nom. voltage: 250 V, nominal current: 17.5 A, cross section: 0.14 mm<sup>2</sup> - 2.5 mm<sup>2</sup>, AWG: 14 - 26, connection method: Push-in connection, number of positions: 2, number of connections: 32, width: 8.3 mm, length: 100 mm, color: gray, color of connection elements: black, mounting: NS 35/7,5, NS 35/15


### Your advantages

- ✔ Bridgeable potential distributor
- ✔ High contact quality thanks to push-in technology as a replacement for Wire-Wrap®, TERMI-POINT®, etc.
- ✔ Tool-free wiring in a confined space thanks to compact size



COMPLETE RoHS

### Key Commercial Data

Packing unit	10 pc
GTIN	 4 046356 963411
GTIN	4046356963411

### Technical data

#### General

Number of positions	2
Number of levels	8
Number of connections	32
Potentials	1
Nominal cross section	1.5 mm <sup>2</sup>
Color	gray
Color of connection elements	black
Insulating material	PA
Flammability rating according to UL 94	V0
Rated surge voltage	4 kV
Overvoltage category	III
Insulating material group	I
Maximum power dissipation for nominal condition	0.56 W (the value is multiplied when connecting multiple levels)

# Potential distributors - PTRVB 8-PV /BK - 3270159

## Technical data

### General

Maximum load current	24 A (per chamber with 2.5 mm <sup>2</sup> conductor cross section)
Maximum total current	37 A (per potential distributor)
Nominal current I <sub>N</sub>	17.5 A (with 1.5 mm <sup>2</sup> conductor cross section)
Nominal voltage U <sub>N</sub>	250 V
Open side panel	Yes
Ambient temperature (operation)	-60 °C ... 85 °C
Ambient temperature (storage/transport)	-25 °C ... 55 °C (For a short time, not exceeding 24 h, -60 to +70 °C)
Permissible humidity (storage/transport)	30 % ... 70 %
Ambient temperature (assembly)	-5 °C ... 70 °C
Ambient temperature (actuation)	-5 °C ... 70 °C
Shock protection test specification	DIN EN 50274 (VDE 0660-514):2002-11
Back of the hand protection	guaranteed
Finger protection	guaranteed
Result of surge voltage test	Test passed
Result of power-frequency withstand voltage test	Test passed
Power frequency withstand voltage setpoint	1.5 kV
Result of the test for mechanical stability of terminal points (5 x conductor connection)	Test passed
Result of bending test	Test passed
Bending test rotation speed	10 rpm
Bending test turns	135
Bending test conductor cross section/weight	0.14 mm <sup>2</sup> / 0.2 kg
	1.5 mm <sup>2</sup> / 0.4 kg
	2.5 mm <sup>2</sup> / 0.7 kg
Tensile test result	Test passed
Result of tight fit on support	Test passed
Tight fit on carrier	NS 35
Setpoint	1 N
Result of voltage-drop test	Test passed
Result of temperature-rise test	Test passed
Requirement temperature-rise test	Increase in temperature ≤ 45 K
Short circuit stability result	Test passed
Conductor cross section short circuit testing	1.5 mm <sup>2</sup>
Short-time current	0.18 kA
Conductor cross section short circuit testing	2.5 mm <sup>2</sup>
Short-time current	0.3 kA
Result of thermal test	Test passed
Ageing test for screwless modular terminal block temperature cycles	192
Proof of thermal characteristics (needle flame) effective duration	30 s
Result of aging test	Test passed
Oscillation, broadband noise test result	Test passed

## Potential distributors - PTRVB 8-PV /BK - 3270159

### Technical data

#### General

Test specification, oscillation, broadband noise	DIN EN 50155 (VDE 0115-200):2008-03
Test spectrum	Service life test category 2, bogie-mounted
Test frequency	$f_1 = 5 \text{ Hz}$ to $f_2 = 250 \text{ Hz}$
ASD level	$6.12 \text{ (m/s}^2\text{)}^2\text{/Hz}$
Acceleration	3.12 g
Test duration per axis	5 h
Test directions	X-, Y- and Z-axis
Shock test result	Test passed
Test specification, shock test	DIN EN 50155 (VDE 0115-200):2008-03
Shock form	Half-sine
Acceleration	30g
Shock duration	18 ms
Number of shocks per direction	3
Test directions	X-, Y- and Z-axis (pos. and neg.)
Relative insulation material temperature index (Elec., UL 746 B)	130 °C
Temperature index of insulation material (DIN EN 60216-1 (VDE 0304-21))	125 °C
Static insulating material application in cold	-60 °C
Surface flammability NFPA 130 (ASTM E 162)	passed
Specific optical density of smoke NFPA 130 (ASTM E 662)	passed
Calorimetric heat release NFPA 130 (ASTM E 1354)	27,5 MJ/kg
Smoke gas toxicity NFPA 130 (SMP 800C)	passed
Fire protection for rail vehicles (DIN EN 45545-2) R22	HL 1 - HL 3
Fire protection for rail vehicles (DIN EN 45545-2) R23	HL 1 - HL 3
Fire protection for rail vehicles (DIN EN 45545-2) R24	HL 1 - HL 3
Fire protection for rail vehicles (DIN EN 45545-2) R26	HL 1 - HL 3

#### Dimensions

Width	8.3 mm
Length	100 mm
Height NS 35/7,5	87.5 mm
Height NS 35/15	95 mm

#### Connection data

Connection	1st, 2nd, 3rd, 4th, 5th, 6th, 7th and 8th level
Connection method	Push-in connection
Stripping length	8 mm ... 10 mm
Connection in acc. with standard	IEC 60947-7-1
Conductor cross section solid min.	0.14 mm <sup>2</sup>
Conductor cross section solid max.	2.5 mm <sup>2</sup>
Conductor cross section AWG min.	26
Conductor cross section AWG max.	14

## Potential distributors - PTRVB 8-PV /BK - 3270159

### Technical data

#### Connection data

Conductor cross section flexible min.	0.14 mm <sup>2</sup>
Conductor cross section flexible max.	1.5 mm <sup>2</sup>
Min. AWG conductor cross section, flexible	26
Max. AWG conductor cross section, flexible	14
Conductor cross section flexible, with ferrule without plastic sleeve min.	0.14 mm <sup>2</sup>
Conductor cross section flexible, with ferrule without plastic sleeve max.	1.5 mm <sup>2</sup>
Conductor cross section flexible, with ferrule with plastic sleeve min.	0.14 mm <sup>2</sup>
Conductor cross section flexible, with ferrule with plastic sleeve max.	1.5 mm <sup>2</sup>
Connection cross sections directly pluggable	0.34 mm <sup>2</sup> 2.5 mm <sup>2</sup> 20 14
Conductor cross section solid min.	0.34 mm <sup>2</sup>
Conductor cross section solid max.	2.5 mm <sup>2</sup>
Conductor cross section flexible, with ferrule without plastic sleeve min.	0.34 mm <sup>2</sup>
Conductor cross section flexible, with ferrule without plastic sleeve max.	1.5 mm <sup>2</sup>
Conductor cross section flexible, with ferrule with plastic sleeve min.	0.34 mm <sup>2</sup>
Conductor cross section flexible, with ferrule with plastic sleeve max.	1.5 mm <sup>2</sup>

#### Standards and Regulations

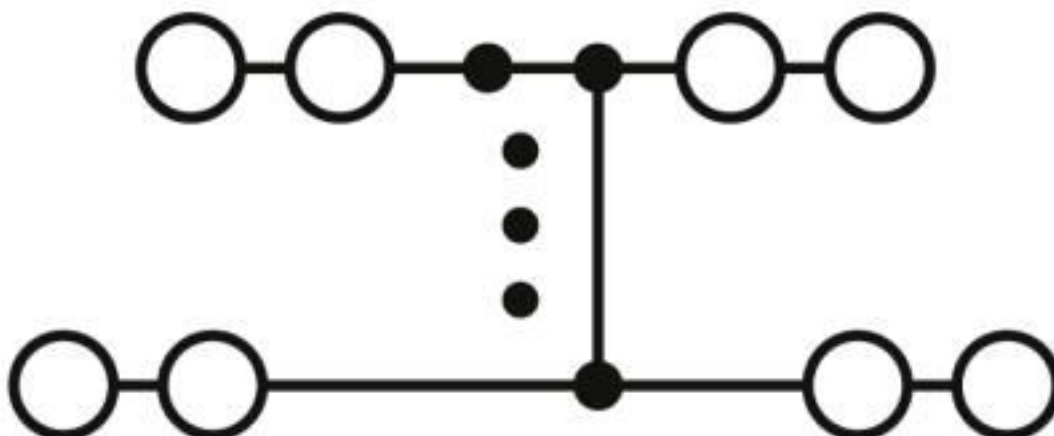
Connection in acc. with standard	IEC 60947-7-1
Flammability rating according to UL 94	V0

#### Environmental Product Compliance

China RoHS	Environmentally friendly use period: unlimited = EFUP-e
	No hazardous substances above threshold values

### Drawings

Circuit diagram



# Potential distributors - PTRVB 8-PV /BK - 3270159

## Classifications

### eCl@ss

eCl@ss 10.0.1	27141120
eCl@ss 5.0	27141100
eCl@ss 5.1	27141100
eCl@ss 6.0	27141100
eCl@ss 7.0	27141120
eCl@ss 8.0	27141120
eCl@ss 9.0	27141120

### ETIM

ETIM 4.0	EC000897
ETIM 5.0	EC000897
ETIM 6.0	EC000897
ETIM 7.0	EC000897

### UNSPSC

UNSPSC 13.2	39121410
UNSPSC 18.0	39121410
UNSPSC 19.0	39121410
UNSPSC 20.0	39121410
UNSPSC 21.0	39121410

## Approvals

### Approvals

#### Approvals

DNV GL / CSA / UL Recognized / KEMA-KEUR / cUL Recognized / IECCEB CB Scheme / EAC / EAC / EAC / cULus Recognized


#### Ex Approvals


### Approval details


DNV GL		<a href="https://approvalfinder.dnvgl.com/">https://approvalfinder.dnvgl.com/</a>	TAE000016Y
--------	--	---	------------


## Potential distributors - PTRVB 8-PV /BK - 3270159


### Approvals

CSA		<a href="http://www.csagroup.org/services-industries/product-listing/">http://www.csagroup.org/services-industries/product-listing/</a>	13631
	B	D	
Nominal voltage UN	300 V	300 V	
Nominal current IN	10 A	10 A	
mm <sup>2</sup> /AWG/kcmil	26-14	26-14	

UL Recognized		<a href="http://database.ul.com/cgi-bin/XYV/template/LISEXT/1FRAME/index.htm">http://database.ul.com/cgi-bin/XYV/template/LISEXT/1FRAME/index.htm</a>	FILE E 60425
	B	D	
Nominal voltage UN	300 V	300 V	
Nominal current IN	10 A	10 A	
mm <sup>2</sup> /AWG/kcmil	26-14	26-14	

KEMA-KEUR		<a href="http://www.dekra-certification.com">http://www.dekra-certification.com</a>	71-102890
Nominal voltage UN	250 V		
Nominal current IN	17.5 A		
mm <sup>2</sup> /AWG/kcmil	0.14-2.5		

cUL Recognized		<a href="http://database.ul.com/cgi-bin/XYV/template/LISEXT/1FRAME/index.htm">http://database.ul.com/cgi-bin/XYV/template/LISEXT/1FRAME/index.htm</a>	FILE E 60425
	B	D	
Nominal voltage UN	300 V	300 V	
Nominal current IN	10 A	10 A	
mm <sup>2</sup> /AWG/kcmil	26-14	26-14	

IECEE CB Scheme		<a href="http://www.iecee.org/">http://www.iecee.org/</a>	NL-58817
Nominal voltage UN	250 V		
Nominal current IN	17.5 A		

## Potential distributors - PTRVB 8-PV /BK - 3270159

### Approvals

EAC		RU C- DE.AI30.B.01102
-----	--	--------------------------

EAC		RU C- DE.BL08.B.00682
-----	--	--------------------------

EAC		B.01687
-----	--	---------

cULus Recognized		
------------------	--	--

### Accessories

#### Accessories

#### Bridge

Plug-in bridge - FBST 50-PLC RD - 1081050



Plug-in bridge, length: 50 mm, color: red

Plug-in bridge - FBST 50-PLC BU - 1081051



Plug-in bridge, length: 50 mm, color: blue

Plug-in bridge - FBST 50-PLC GY - 1081053



Plug-in bridge, length: 50 mm, color: gray

## Potential distributors - PTRVB 8-PV /BK - 3270159

### Accessories

Continuous plug-in bridge - FBST 500-PLC RD - 2966786



Continuous plug-in bridge, length: 500 mm, color: red

---

Continuous plug-in bridge - FBST 500-PLC GY - 2966838



Continuous plug-in bridge, length: 500 mm, color: gray

---

Continuous plug-in bridge - FBST 500-PLC BN - 2967976



Continuous plug-in bridge, length: 500 mm, color: brown

---

Continuous plug-in bridge - FBST 500-PLC BU - 2966692



Continuous plug-in bridge, length: 500 mm, color: blue

---

### DIN rail

DIN rail perforated - NS 35/ 7,5 PERF 2000MM - 0801733



DIN rail perforated, Standard profile, width: 35 mm, height: 7.5 mm, acc. to EN 60715, material: Steel, galvanized, passivated with a thick layer, length: 2000 mm, color: silver

---



## Potential distributors - PTRVB 8-PV /BK - 3270159

### Accessories

DIN rail, unperforated - NS 35/ 7,5 UNPERF 2000MM - 0801681



DIN rail, unperforated, Standard profile, width: 35 mm, height: 7.5 mm, acc. to EN 60715, material: Steel, galvanized, passivated with a thick layer, length: 2000 mm, color: silver

---

DIN rail perforated - NS 35/ 7,5 WH PERF 2000MM - 1204119



DIN rail perforated, Standard profile, width: 35 mm, height: 7.5 mm, acc. to EN 60715, material: Steel, Galvanized, white passivated, length: 2000 mm, color: silver

---

DIN rail, unperforated - NS 35/ 7,5 WH UNPERF 2000MM - 1204122



DIN rail, unperforated, Standard profile, width: 35 mm, height: 7.5 mm, acc. to EN 60715, material: Steel, Galvanized, white passivated, length: 2000 mm, color: silver

---

DIN rail, unperforated - NS 35/ 7,5 AL UNPERF 2000MM - 0801704



DIN rail, unperforated, Standard profile, width: 35 mm, height: 7.5 mm, acc. to EN 60715, material: Aluminum, uncoated, length: 2000 mm, color: silver

---

DIN rail perforated - NS 35/ 7,5 ZN PERF 2000MM - 1206421



DIN rail perforated, Standard profile, width: 35 mm, height: 7.5 mm, acc. to EN 60715, material: Steel, galvanized, length: 2000 mm, color: silver

---

## Potential distributors - PTRVB 8-PV /BK - 3270159

### Accessories

DIN rail, unperforated - NS 35/ 7,5 ZN UNPERF 2000MM - 1206434



DIN rail, unperforated, Standard profile, width: 35 mm, height: 7.5 mm, acc. to EN 60715, material: Steel, galvanized, length: 2000 mm, color: silver

---

DIN rail, unperforated - NS 35/ 7,5 CU UNPERF 2000MM - 0801762



DIN rail, unperforated, Standard profile, width: 35 mm, height: 7.5 mm, acc. to EN 60715, material: Copper, uncoated, length: 2000 mm, color: copper-colored

---

End cap - NS 35/ 7,5 CAP - 1206560



DIN rail end piece, for DIN rail NS 35/7.5

---

### Documentation

Mounting material - PT-IL - 3208090



Operating decal for the push-in Technology

---

### End block

End clamp - CLIPFIX 35 - 3022218



Quick mounting end clamp for NS 35/7,5 DIN rail or NS 35/15 DIN rail, with marking option, width: 9.5 mm, color: gray

---

## Potential distributors - PTRVB 8-PV /BK - 3270159

### Accessories

End clamp - CLIPFIX 35-5 - 3022276



Quick mounting end clamp for NS 35/7,5 DIN rail or NS 35/15 DIN rail, with marking option, with parking option for FBS...5, FBS...6, KSS 5, KSS 6, width: 5.15 mm, color: gray

End clamp - E/NS 35 N - 0800886



End clamp, width: 9.5 mm, color: gray

End clamp - E/UK - 1201442



End clamp, width: 9.5 mm, height: 35.3 mm, material: PA, length: 50.5 mm, Mounting on a DIN rail NS 32 or NS 35, color: gray

End clamp - E/UK 1 - 1201413



End clamps, for supporting the ends of double-level and three-level terminal blocks, width: 10 mm, color: gray

End cover

End cover - D-PTRV 8 WH - 3270154



End cover, length: 100 mm, width: 3.8 mm, height: 80.8 mm, color: white

## Potential distributors - PTRVB 8-PV /BK - 3270159

### Accessories

End cover - D-PTRV 8 WH 1-8 - 3270155



End cover, length: 100 mm, width: 2.2 mm, height: 80.8 mm, color: white

---

End cover - D-PTRV 8 WH 1-8 LGS - 3270240



End cover, length: 100 mm, width: 2.2 mm, height: 80.8 mm, color: white

---

End cover - D-PTRV 8 WH 8-1 - 3270242



End cover, length: 100 mm, width: 2.2 mm, height: 80.8 mm, color: white

---

End cover - D-PTRV 8 WH 8-1 LGS - 3270244



End cover, length: 100 mm, width: 2.2 mm, height: 80.8 mm, color: white

---

End cover - D-PTRV 8 WH 1-16 - 3270228



End cover, length: 100 mm, width: 2.2 mm, height: 80.8 mm, color: white

---

## Potential distributors - PTRVB 8-PV /BK - 3270159

### Accessories

End cover - D-PTRV 8 WH 1-16 LGS - 3270229



End cover, length: 100 mm, width: 2.2 mm, height: 80.8 mm, color: white

---

End cover - D-PTRV 8 WH 9-16 - 3270211



End cover, length: 100 mm, width: 2.2 mm, height: 80.8 mm, color: white

---

End cover - D-PTRV 8 WH 9-16 LGS - 3270212



End cover, length: 100 mm, width: 2.2 mm, height: 80.8 mm, color: white

---

End cover - D-PTRV 8 WH 17-24 - 3270213



End cover, length: 100 mm, width: 2.2 mm, height: 80.8 mm, color: white

---

End cover - D-PTRV 8 WH 17-24 LGS - 3270214



End cover, length: 100 mm, width: 2.2 mm, height: 80.8 mm, color: white

---

## Potential distributors - PTRVB 8-PV /BK - 3270159

### Accessories

End cover - D-PTRV 8 WH 25-32 - 3270215



End cover, length: 100 mm, width: 2.2 mm, height: 80.8 mm, color: white

---

End cover - D-PTRV 8 WH 25-32 LGS - 3270216



End cover, length: 100 mm, width: 2.2 mm, height: 80.8 mm, color: white

---

End cover - D-PTRV 8 WH A-H - 3270156



End cover, length: 100 mm, width: 2.2 mm, height: 80.8 mm, color: white

---

End cover - D-PTRV 8 WH A-H LGS - 3270241



End cover, length: 100 mm, width: 2.2 mm, height: 80.8 mm, color: white

---

End cover - D-PTRV 8 WH H-A - 3270243



End cover, length: 100 mm, width: 2.2 mm, height: 80.8 mm, color: white

---

## Potential distributors - PTRVB 8-PV /BK - 3270159

### Accessories

End cover - D-PTRV 8 WH H-A LGS - 3270245



End cover, length: 100 mm, width: 2.2 mm, height: 80.8 mm, color: white

---

### Insulating sleeve

Insulating sleeve - MPS-IH WH - 0201663

Insulating sleeve, color: white



Insulating sleeve - MPS-IH RD - 0201676

Insulating sleeve, color: red



Insulating sleeve - MPS-IH BU - 0201689

Insulating sleeve, color: blue



Insulating sleeve - MPS-IH YE - 0201692

Insulating sleeve, color: yellow



## Potential distributors - PTRVB 8-PV /BK - 3270159

### Accessories

Insulating sleeve - MPS-IH GN - 0201702

Insulating sleeve, color: green



Insulating sleeve - MPS-IH GY - 0201728

Insulating sleeve, color: gray



Insulating sleeve - MPS-IH BK - 0201731

Insulating sleeve, color: black



### Labeled terminal marker

Zack marker strip - ZB 8,3,LGS:FORTL.ZAHLEN - 0803480



Zack marker strip, Strip, white, labeled, can be labeled with: CMS-P1-PLOTTER, mounting type: snap into tall marker groove, for terminal block width: 8.3 mm, lettering field size: 10.5 x 8.3 mm

Zack marker strip - ZB 8,3,QR:FORTL.ZAHLEN - 0803479



Zack marker strip, Strip, white, labeled, can be labeled with: CMS-P1-PLOTTER, mounting type: snap into tall marker groove, for terminal block width: 8.3 mm, lettering field size: 10.5 x 8.3 mm



## Potential distributors - PTRVB 8-PV /BK - 3270159

### Accessories

Zack marker strip - ZB 8,3 CUS - 8191573



Zack marker strip, Strip, white, labeled according to customer specifications, mounting type: snap into tall marker groove, for terminal block width: 8.3 mm, lettering field size: 10.5 x 8.3 mm

---

Marker for terminal blocks - TM-PTRV 8,QR:1-8 - 0803468



Marker for terminal blocks, white, labeled, mounting type: snapped, for terminal block width: 8 mm, lettering field size: 2,4x 9,2 mm, Number of individual labels: 2

---

Marker for terminal blocks - TM-PTRV 8,QR:8-1 - 0803470



Marker for terminal blocks, white, labeled, mounting type: snapped, for terminal block width: 8 mm, lettering field size: 2,4x 9,2 mm

---

Marker for terminal blocks - TM-PTRV 8,QR:A-H - 0803471



Marker for terminal blocks, white, labeled, mounting type: snapped, for terminal block width: 8 mm, lettering field size: 2,4x 9,2 mm

---

Marker for terminal blocks - TM-PTRV 8,QR:H-A - 0803473



Marker for terminal blocks, white, labeled, mounting type: snapped, for terminal block width: 8 mm, lettering field size: 2,4x 9,2 mm, Number of individual labels: 8

---

### Mounting material

## Potential distributors - PTRVB 8-PV /BK - 3270159

### Accessories

Retaining bracket - CDC-PTRV - 3270167



Retaining bracket, via four PTRV single modules, pitch: 8.3 mm, width: 35.6 mm, height: 71.5 mm, color: gray

---

### Partition plate

Spacer plate - DP-PTRV 8 - 3270166



Spacer plate, length: 100 mm, width: 8.3 mm, height: 86 mm, color: gray

---

### Screwdriver tools

Actuation tool - ST-BW 0 - 1200135



Actuation tool, for all 1.5 mm<sup>2</sup> spring cages from PT 1,5/S and FT 1,5/S

---

### Terminal marking

Zack marker strip - ZB 8,3:UNBEDRUCKT - 0803444



Zack marker strip, Strip, white, unlabeled, can be labeled with: PLOTMARK, CMS-P1-PLOTTER, mounting type: snap into tall marker groove, for terminal block width: 8.3 mm, lettering field size: 10.5 x 8.3 mm

---

### Test plug terminal block

Reducing plug - RPS - 0201647



Reducing plug, color: gray

## Potential distributors - PTRVB 8-PV /BK - 3270159

### Accessories

Test plugs - MPS-MT - 0201744



Test plugs, with solder connection up to 1 mm<sup>2</sup> conductor cross section, color: gray

---

Phoenix Contact 2020 © - all rights reserved  
<http://www.phoenixcontact.com>

PHOENIX CONTACT GmbH & Co. KG  
Flachsmarktstr. 8  
32825 Blomberg  
Germany  
Tel. +49 5235 300  
Fax +49 5235 3 41200  
<http://www.phoenixcontact.com>

## X-ON Electronics

Largest Supplier of Electrical and Electronic Components

*Click to view similar products for [DIN Rail Terminal Blocks](#) category:*

*Click to view products by [Phoenix Contact](#) manufacturer:*

Other Similar products are found below :

[00110420202](#) [8WA1011-1BH23](#) [8WA1011-1EF20](#) [91.010](#) [9102100000](#) [91.040](#) [9123140000](#) [9123140001](#) [RBO 5-T-B-HEX](#) [1333564](#) [DP25-GY-ND](#) [1431306](#) [1433306](#) [HSL-TB64-DIN](#) [90.070](#) [91.020](#) [912314](#) [260-301\\_NR](#) [2757571](#) [280-331](#) [280-560](#) [280-564](#) [281-611/281-542](#) [281-673/281-411](#) [281-994](#) [283-317](#) [283-607](#) [2909798](#) [264-724](#) [264-726](#) [280-530](#) [280-555](#) [280-619](#) [281-610](#) [281-622/281-417](#) [284-317](#) [284-601](#) [2907033](#) [3048496](#) [5542152](#) [35956](#) [USK 10](#) [102510](#) [1025100000](#) [5520682](#) [5607102](#) [EMH 25-ZE30](#) [591620-2](#) [UM 45-SEFE](#) [M.NUT BK](#) [1-591651-1](#)