

## Marshalling panel - PTRV 8 /VDE 0815-WHBK - 3270250

Please be informed that the data shown in this PDF Document is generated from our Online Catalog. Please find the complete data in the user's documentation. Our General Terms of Use for Downloads are valid (<http://phoenixcontact.com/download>)



Marshalling panel, left side according to VDE 0815, right side with white and black pinboards, nom. voltage: 250 V, nominal current: 8 A, cross section: 0.14 mm<sup>2</sup> - 2.5 mm<sup>2</sup>, AWG: 14 - 26, connection method: Push-in connection, number of positions: 2, number of connections: 32, width: 8.3 mm, length: 100 mm, color: gray, mounting: NS 35/7,5, NS 35/15

### Your advantages

- ✓ Tool-free wiring in a confined space thanks to compact size
- ✓ Individual color assignment of cable and terminal point to ensure error-free, safe operation
- ✓ Color configuration according to VDE 0815
- ✓ High contact quality thanks to push-in technology as a replacement for Wire-Wrap®, TERMI-POINT®, etc.
- ✓ The 2.3 mm test connection enables testing between the conductors with test pins commonly used in the industry



### Key Commercial Data

Packing unit	10 pc
GTIN	
GTIN	4055626305349

### Technical data

#### General

Number of positions	2
Number of levels	8
Number of connections	32
Potentials	8
Nominal cross section	1.5 mm <sup>2</sup>
Color	gray
Insulating material	PA
Flammability rating according to UL 94	V0
Rated surge voltage	4 kV
Overvoltage category	III
Insulating material group	I

# Marshalling panel - PTRV 8 /VDE 0815-WHBK - 3270250

## Technical data

### General

Maximum power dissipation for nominal condition	0.56 W (the value is multiplied when connecting multiple levels)
Maximum load current	8 A (with 1.5 mm <sup>2</sup> conductor cross section)
Nominal current I <sub>N</sub>	8 A
Nominal voltage U <sub>N</sub>	250 V
Open side panel	Yes
Ambient temperature (operation)	-60 °C ... 85 °C
Ambient temperature (storage/transport)	-25 °C ... 55 °C (For a short time, not exceeding 24 h, -60 to +70 °C)
Permissible humidity (storage/transport)	30 % ... 70 %
Ambient temperature (assembly)	-5 °C ... 70 °C
Ambient temperature (actuation)	-5 °C ... 70 °C
Relative insulation material temperature index (Elec., UL 746 B)	130 °C
Temperature index of insulation material (DIN EN 60216-1 (VDE 0304-21))	125 °C
Static insulating material application in cold	-60 °C
Surface flammability NFPA 130 (ASTM E 162)	passed
Specific optical density of smoke NFPA 130 (ASTM E 662)	passed
Calorimetric heat release NFPA 130 (ASTM E 1354)	27,5 MJ/kg
Smoke gas toxicity NFPA 130 (SMP 800C)	passed
Fire protection for rail vehicles (DIN EN 45545-2) R22	HL 1 - HL 3
Fire protection for rail vehicles (DIN EN 45545-2) R23	HL 1 - HL 3
Fire protection for rail vehicles (DIN EN 45545-2) R24	HL 1 - HL 3
Fire protection for rail vehicles (DIN EN 45545-2) R26	HL 1 - HL 3

### Dimensions

Width	8.3 mm
Length	100 mm
Height NS 35/7,5	87.5 mm
Height NS 35/15	95 mm

### Connection data

Connection	1st, 2nd, 3rd, 4th, 5th, 6th, 7th and 8th level
Connection method	Push-in connection
Stripping length	8 mm ... 10 mm
Connection in acc. with standard	IEC 60947-7-1
Conductor cross section solid min.	0.14 mm <sup>2</sup>
Conductor cross section solid max.	2.5 mm <sup>2</sup>
Conductor cross section AWG min.	26
Conductor cross section AWG max.	14
Conductor cross section flexible min.	0.14 mm <sup>2</sup>
Conductor cross section flexible max.	1.5 mm <sup>2</sup>
Min. AWG conductor cross section, flexible	26
Max. AWG conductor cross section, flexible	14

# Marshalling panel - PTRV 8 /VDE 0815-WHBK - 3270250

## Technical data

### Connection data

Conductor cross section flexible, with ferrule without plastic sleeve min.	0.14 mm <sup>2</sup>
Conductor cross section flexible, with ferrule without plastic sleeve max.	1.5 mm <sup>2</sup>
Conductor cross section flexible, with ferrule with plastic sleeve min.	0.14 mm <sup>2</sup>
Conductor cross section flexible, with ferrule with plastic sleeve max.	1.5 mm <sup>2</sup>
Connection cross sections directly pluggable	0.34 mm <sup>2</sup> 2.5 mm <sup>2</sup> 20 14
Conductor cross section solid min.	0.34 mm <sup>2</sup>
Conductor cross section solid max.	2.5 mm <sup>2</sup>
Conductor cross section flexible, with ferrule without plastic sleeve min.	0.34 mm <sup>2</sup>
Conductor cross section flexible, with ferrule without plastic sleeve max.	1.5 mm <sup>2</sup>
Conductor cross section flexible, with ferrule with plastic sleeve min.	0.34 mm <sup>2</sup>
Conductor cross section flexible, with ferrule with plastic sleeve max.	1.5 mm <sup>2</sup>

### Standards and Regulations

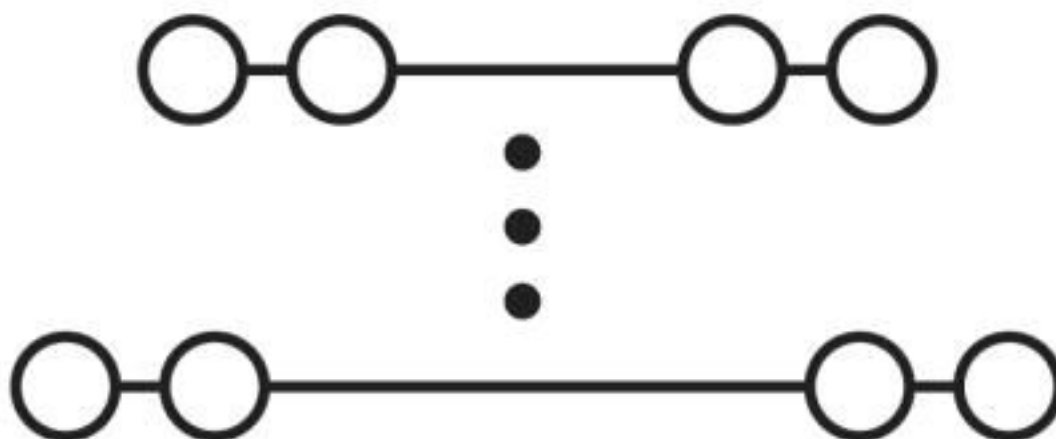
Connection in acc. with standard	IEC 60947-7-1
Flammability rating according to UL 94	V0

### Environmental Product Compliance

China RoHS	Environmentally friendly use period: unlimited = EFUP-e
	No hazardous substances above threshold values

## Drawings

Circuit diagram



## Classifications

eCl@ss

eCl@ss 10.0.1	27141120
eCl@ss 4.0	27141100
eCl@ss 4.1	27141100

# Marshalling panel - PTRV 8 /VDE 0815-WHBK - 3270250

## Classifications

### eCl@ss

eCl@ss 5.0	27141100
eCl@ss 5.1	27141100
eCl@ss 6.0	27141100
eCl@ss 7.0	27141120
eCl@ss 8.0	27141120
eCl@ss 9.0	27141120

### ETIM

ETIM 3.0	EC000897
ETIM 4.0	EC000897
ETIM 5.0	EC000897
ETIM 6.0	EC000897
ETIM 7.0	EC000897

### UNSPSC

UNSPSC 6.01	30211811
UNSPSC 7.0901	39121410
UNSPSC 11	39121410
UNSPSC 12.01	39121410
UNSPSC 13.2	39121410
UNSPSC 18.0	39121410
UNSPSC 19.0	39121410
UNSPSC 20.0	39121410
UNSPSC 21.0	39121410

## Approvals

### Approvals

#### Approvals

DNV GL / CSA / UL Recognized / cUL Recognized / EAC / EAC / EAC / cULus Recognized


#### Ex Approvals


### Approval details


DNV GL		<a href="https://approvalfinder.dnvgl.com/">https://approvalfinder.dnvgl.com/</a>	TAE000016Y
--------	--	---	------------

# Marshalling panel - PTRV 8 /VDE 0815-WHBK - 3270250


## Approvals


CSA		<a href="http://www.csagroup.org/services-industries/product-listing/">http://www.csagroup.org/services-industries/product-listing/</a>	13631
	B	D	
Nominal voltage UN	300 V	300 V	
Nominal current IN	10 A	10 A	
mm <sup>2</sup> /AWG/kcmil	26-14	26-14	

UL Recognized		<a href="http://database.ul.com/cgi-bin/XYV/template/LISEXT/1FRAME/index.htm">http://database.ul.com/cgi-bin/XYV/template/LISEXT/1FRAME/index.htm</a>	FILE E 60425
	D		
Nominal voltage UN	300 V		
Nominal current IN	10 A		
mm <sup>2</sup> /AWG/kcmil	26-14		

cUL Recognized		<a href="http://database.ul.com/cgi-bin/XYV/template/LISEXT/1FRAME/index.htm">http://database.ul.com/cgi-bin/XYV/template/LISEXT/1FRAME/index.htm</a>	FILE E 60425
	D		
Nominal voltage UN	300 V		
Nominal current IN	10 A		
mm <sup>2</sup> /AWG/kcmil	26-14		

EAC			B.01742
-----	---	--	---------

EAC			RU C- DE.AI30.B.01102
-----	---	--	--------------------------

EAC			RU C- DE.BL08.B.00682
-----	---	--	--------------------------

cULus Recognized			
------------------	---	--	--

## Marshalling panel - PTRV 8 /VDE 0815-WHBK - 3270250

### Accessories

#### Accessories

#### DIN rail

##### DIN rail perforated - NS 35/ 7,5 PERF 2000MM - 0801733



DIN rail perforated, Standard profile, width: 35 mm, height: 7.5 mm, acc. to EN 60715, material: Steel, galvanized, passivated with a thick layer, length: 2000 mm, color: silver

---

##### DIN rail, unperforated - NS 35/ 7,5 UNPERF 2000MM - 0801681



DIN rail, unperforated, Standard profile, width: 35 mm, height: 7.5 mm, acc. to EN 60715, material: Steel, galvanized, passivated with a thick layer, length: 2000 mm, color: silver

---

##### DIN rail perforated - NS 35/ 7,5 WH PERF 2000MM - 1204119



DIN rail perforated, Standard profile, width: 35 mm, height: 7.5 mm, acc. to EN 60715, material: Steel, Galvanized, white passivated, length: 2000 mm, color: silver

---

##### DIN rail, unperforated - NS 35/ 7,5 WH UNPERF 2000MM - 1204122



DIN rail, unperforated, Standard profile, width: 35 mm, height: 7.5 mm, acc. to EN 60715, material: Steel, Galvanized, white passivated, length: 2000 mm, color: silver

---

##### DIN rail, unperforated - NS 35/ 7,5 AL UNPERF 2000MM - 0801704



DIN rail, unperforated, Standard profile, width: 35 mm, height: 7.5 mm, acc. to EN 60715, material: Aluminum, uncoated, length: 2000 mm, color: silver

---

## Marshalling panel - PTRV 8 /VDE 0815-WHBK - 3270250

### Accessories

DIN rail perforated - NS 35/ 7,5 ZN PERF 2000MM - 1206421



DIN rail perforated, Standard profile, width: 35 mm, height: 7.5 mm, acc. to EN 60715, material: Steel, galvanized, length: 2000 mm, color: silver

---

DIN rail, unperforated - NS 35/ 7,5 ZN UNPERF 2000MM - 1206434



DIN rail, unperforated, Standard profile, width: 35 mm, height: 7.5 mm, acc. to EN 60715, material: Steel, galvanized, length: 2000 mm, color: silver

---

DIN rail, unperforated - NS 35/ 7,5 CU UNPERF 2000MM - 0801762



DIN rail, unperforated, Standard profile, width: 35 mm, height: 7.5 mm, acc. to EN 60715, material: Copper, uncoated, length: 2000 mm, color: copper-colored

---

End cap - NS 35/ 7,5 CAP - 1206560



DIN rail end piece, for DIN rail NS 35/7.5

---

### Documentation

Mounting material - PT-IL - 3208090



Operating decal for the push-in Technology

---

End block

## Marshalling panel - PTRV 8 /VDE 0815-WHBK - 3270250

### Accessories

End clamp - CLIPFIX 35 - 3022218



Quick mounting end clamp for NS 35/7,5 DIN rail or NS 35/15 DIN rail, with marking option, width: 9.5 mm, color: gray

---

End clamp - CLIPFIX 35-5 - 3022276



Quick mounting end clamp for NS 35/7,5 DIN rail or NS 35/15 DIN rail, with marking option, with parking option for FBS...5, FBS...6, KSS 5, KSS 6, width: 5.15 mm, color: gray

---

End clamp - E/NS 35 N - 0800886



End clamp, width: 9.5 mm, color: gray

---

End clamp - E/UK - 1201442



End clamp, width: 9.5 mm, height: 35.3 mm, material: PA, length: 50.5 mm, Mounting on a DIN rail NS 32 or NS 35, color: gray

---

End clamp - E/UK 1 - 1201413



End clamps, for supporting the ends of double-level and three-level terminal blocks, width: 10 mm, color: gray

---

End cover



## Marshalling panel - PTRV 8 /VDE 0815-WHBK - 3270250

### Accessories

End cover - D-PTRV 8 WH - 3270154



End cover, length: 100 mm, width: 3.8 mm, height: 80.8 mm, color: white

---

End cover - D-PTRV 8 WH 1-8 - 3270155



End cover, length: 100 mm, width: 2.2 mm, height: 80.8 mm, color: white

---

End cover - D-PTRV 8 WH 1-8 LGS - 3270240



End cover, length: 100 mm, width: 2.2 mm, height: 80.8 mm, color: white

---

End cover - D-PTRV 8 WH 8-1 - 3270242



End cover, length: 100 mm, width: 2.2 mm, height: 80.8 mm, color: white

---

End cover - D-PTRV 8 WH 8-1 LGS - 3270244



End cover, length: 100 mm, width: 2.2 mm, height: 80.8 mm, color: white

---

## Marshalling panel - PTRV 8 /VDE 0815-WHBK - 3270250

### Accessories

End cover - D-PTRV 8 WH 1-16 - 3270228



End cover, length: 100 mm, width: 2.2 mm, height: 80.8 mm, color: white

---

End cover - D-PTRV 8 WH 1-16 LGS - 3270229



End cover, length: 100 mm, width: 2.2 mm, height: 80.8 mm, color: white

---

End cover - D-PTRV 8 WH 9-16 - 3270211



End cover, length: 100 mm, width: 2.2 mm, height: 80.8 mm, color: white

---

End cover - D-PTRV 8 WH 9-16 LGS - 3270212



End cover, length: 100 mm, width: 2.2 mm, height: 80.8 mm, color: white

---

End cover - D-PTRV 8 WH 17-24 - 3270213



End cover, length: 100 mm, width: 2.2 mm, height: 80.8 mm, color: white

---

## Marshalling panel - PTRV 8 /VDE 0815-WHBK - 3270250

### Accessories

End cover - D-PTRV 8 WH 17-24 LGS - 3270214



End cover, length: 100 mm, width: 2.2 mm, height: 80.8 mm, color: white

---

End cover - D-PTRV 8 WH 25-32 - 3270215



End cover, length: 100 mm, width: 2.2 mm, height: 80.8 mm, color: white

---

End cover - D-PTRV 8 WH 25-32 LGS - 3270216



End cover, length: 100 mm, width: 2.2 mm, height: 80.8 mm, color: white

---

End cover - D-PTRV 8 WH A-H - 3270156



End cover, length: 100 mm, width: 2.2 mm, height: 80.8 mm, color: white

---

End cover - D-PTRV 8 WH A-H LGS - 3270241



End cover, length: 100 mm, width: 2.2 mm, height: 80.8 mm, color: white

---

## Marshalling panel - PTRV 8 /VDE 0815-WHBK - 3270250

### Accessories

End cover - D-PTRV 8 WH H-A - 3270243



End cover, length: 100 mm, width: 2.2 mm, height: 80.8 mm, color: white

---

End cover - D-PTRV 8 WH H-A LGS - 3270245



End cover, length: 100 mm, width: 2.2 mm, height: 80.8 mm, color: white

---

### Insulating sleeve

Insulating sleeve - MPS-IH WH - 0201663



Insulating sleeve, color: white

---

Insulating sleeve - MPS-IH RD - 0201676



Insulating sleeve, color: red

---

Insulating sleeve - MPS-IH BU - 0201689



Insulating sleeve, color: blue

---

## Marshalling panel - PTRV 8 /VDE 0815-WHBK - 3270250

### Accessories

Insulating sleeve - MPS-IH YE - 0201692

Insulating sleeve, color: yellow



Insulating sleeve - MPS-IH GN - 0201702

Insulating sleeve, color: green



Insulating sleeve - MPS-IH GY - 0201728

Insulating sleeve, color: gray



Insulating sleeve - MPS-IH BK - 0201731

Insulating sleeve, color: black



### Labeled terminal marker

Zack marker strip - ZB 8,3,LGS:FORTL.ZAHLEN - 0803480



Zack marker strip, Strip, white, labeled, can be labeled with: CMS-P1-PLOTTER, mounting type: snap into tall marker groove, for terminal block width: 8.3 mm, lettering field size: 10.5 x 8.3 mm

---

## Marshalling panel - PTRV 8 /VDE 0815-WHBK - 3270250

### Accessories

Zack marker strip - ZB 8,3,QR:FORTL.ZAHLEN - 0803479



Zack marker strip, Strip, white, labeled, can be labeled with: CMS-P1-PLOTTER, mounting type: snap into tall marker groove, for terminal block width: 8.3 mm, lettering field size: 10.5 x 8.3 mm

Zack marker strip - ZB 8,3 CUS - 8191573



Zack marker strip, Strip, white, labeled according to customer specifications, mounting type: snap into tall marker groove, for terminal block width: 8.3 mm, lettering field size: 10.5 x 8.3 mm

Marker for terminal blocks - TM-PTRV 8,QR:1-8 - 0803468



Marker for terminal blocks, white, labeled, mounting type: snapped, for terminal block width: 8 mm, lettering field size: 2,4x 9,2 mm, Number of individual labels: 2

Marker for terminal blocks - TM-PTRV 8,QR:8-1 - 0803470



Marker for terminal blocks, white, labeled, mounting type: snapped, for terminal block width: 8 mm, lettering field size: 2,4x 9,2 mm

Marker for terminal blocks - TM-PTRV 8,QR:A-H - 0803471



Marker for terminal blocks, white, labeled, mounting type: snapped, for terminal block width: 8 mm, lettering field size: 2,4x 9,2 mm

## Marshalling panel - PTRV 8 /VDE 0815-WHBK - 3270250

### Accessories

Marker for terminal blocks - TM-PTRV 8,QR:H-A - 0803473



Marker for terminal blocks, white, labeled, mounting type: snapped, for terminal block width: 8 mm, lettering field size: 2,4x 9,2 mm, Number of individual labels: 8

---

### Mounting material

Retaining bracket - CDC-PTRV - 3270167



Retaining bracket, via four PTRV single modules, pitch: 8.3 mm, width: 35.6 mm, height: 71.5 mm, color: gray

---

### Partition plate

Spacer plate - DP-PTRV 8 - 3270166



Spacer plate, length: 100 mm, width: 8.3 mm, height: 86 mm, color: gray

---

### Screwdriver tools

Screwdriver - SZF 0-0,4X2,5 - 1204504



Actuation tool, for ST terminal blocks, also suitable for use as a bladed screwdriver, size: 0.4 x 2.5 x 75 mm, 2-component grip, with non-slip grip

---

Actuation tool - ST-BW 0 - 1200135



Actuation tool, for all 1.5 mm<sup>2</sup> spring cages from PT 1,5/S and FT 1,5/S

---

### Terminal marking

## Marshalling panel - PTRV 8 /VDE 0815-WHBK - 3270250

### Accessories

Zack marker strip - ZB 8,3:UNBEDRUCKT - 0803444



Zack marker strip, Strip, white, unlabeled, can be labeled with: PLOTMARK, CMS-P1-PLOTTER, mounting type: snap into tall marker groove, for terminal block width: 8.3 mm, lettering field size: 10.5 x 8.3 mm

---

### Test plug terminal block

Reducing plug - RPS - 0201647



Reducing plug, color: gray

---

Test plugs - MPS-MT - 0201744



Test plugs, with solder connection up to 1 mm<sup>2</sup> conductor cross section, color: gray

---

Phoenix Contact 2020 © - all rights reserved  
<http://www.phoenixcontact.com>

PHOENIX CONTACT GmbH & Co. KG  
Flachsmarktstr. 8  
32825 Blomberg  
Germany  
Tel. +49 5235 300  
Fax +49 5235 3 41200  
<http://www.phoenixcontact.com>



## X-ON Electronics

Largest Supplier of Electrical and Electronic Components

*Click to view similar products for [DIN Rail Terminal Blocks](#) category:*

*Click to view products by [Phoenix Contact](#) manufacturer:*

Other Similar products are found below :

[00110420202](#) [8WA1011-1BH23](#) [8WA1011-1EF20](#) [8WA1011-6DG11](#) [91.010](#) [9102100000](#) [91.040](#) [9123140000](#) [9123140001](#) [RBO 5-T-B-HEX](#) [1333564](#) [DP25-GY-ND](#) [1431306](#) [1433306](#) [90.070](#) [90.202](#) [91.020](#) [912314](#) [260-301\\_NR](#) [2757571](#) [280-331](#) [280-560](#) [280-564](#) [281-611/281-542](#) [281-673/281-411](#) [281-994](#) [283-317](#) [283-607](#) [2909798](#) [264-724](#) [264-726](#) [280-530](#) [280-555](#) [280-619](#) [281-610](#) [281-622/281-417](#) [284-317](#) [284-601](#) [2907033](#) [3048496](#) [5542152](#) [35956](#) [USK 10](#) [102510](#) [1025100000](#) [5520682](#) [5607102](#) [EMH 25-ZE30](#) [591620-2](#) [UM 45-SEFE M.NUT BK](#)