

Distribution block - PTFIX 6X4-NS35 RD - 3273530

Please be informed that the data shown in this PDF Document is generated from our Online Catalog. Please find the complete data in the user's documentation. Our General Terms of Use for Downloads are valid (<http://phoenixcontact.com/download>)




Distribution block, Block with vertical alignment, The blocks can be bridged with one another via the conductor shaft. For corresponding plug-in bridges, see accessories, nom. voltage: 800 V, nominal current: 32 A, connection method: Push-in connection, number of connections: 6, cross section: 0.2 mm² - 6 mm², AWG: 24 - 10, width: 28.6 mm, color: red, mounting type: NS 35/7,5, NS 35/15

Your advantages

- ✓ Time-saving conductor connection, thanks to tool-free Push-in direct connection technology
- ✓ Clear wiring, thanks to eleven different color variants
- ✓ Time savings of up to 80%, thanks to ready-to-mount blocks without manual bridging
- ✓ Space savings of up to 50% on the DIN rail, thanks to transverse mounting
- ✓ Flexible use, thanks to DIN rail mounting, direct mounting or adhesive mounting



Key Commercial Data

Packing unit	8 pc
Minimum order quantity	8 pc
GTIN	 4 055626 644134
GTIN	4055626644134

Technical data

General

Note	Notes on operation The blocks can be bridged with one another via the conductor shaft. For corresponding plug-in bridges, see accessories
Number of levels	1
Number of connections	6
Potentials	1
Nominal cross section	4 mm ²
Color	red
Insulating material	PA
Flammability rating according to UL 94	V0
Rated surge voltage	6 kV
Degree of pollution	3

Distribution block - PTFIX 6X4-NS35 RD - 3273530

Technical data

General

Overvoltage category	III
Insulating material group	I
Maximum power dissipation for nominal condition	1.02 W (the value is based on one connection block and is multiplied according to the pin assignment)
Maximum load current	41 A
Maximum total current	63 A
Nominal current I_N	32 A
Nominal voltage U_N	800 V
Open side panel	No
Ambient temperature (operation)	-60 °C ... 85 °C
Ambient temperature (storage/transport)	-25 °C ... 55 °C (For a short time, not exceeding 24 h, -60 to +70 °C)
Permissible humidity (storage/transport)	30 % ... 70 %
Ambient temperature (assembly)	-5 °C ... 70 °C
Ambient temperature (actuation)	-5 °C ... 70 °C
Shock protection test specification	DIN EN 50274 (VDE 0660-514):2002-11
Back of the hand protection	guaranteed
Finger protection	guaranteed
Result of surge voltage test	Test passed
Result of power-frequency withstand voltage test	Test passed
Power frequency withstand voltage setpoint	2 kV
Result of the test for mechanical stability of terminal points (5 x conductor connection)	Test passed
Result of bending test	Test passed
Bending test rotation speed	10 rpm
Bending test turns	135
Bending test conductor cross section/weight	0.2 mm ² / 0.2 kg
	4 mm ² / 0.9 kg
	6 mm ² / 1.4 kg
Tensile test result	Test passed
Result of tight fit on support	Test passed
Tight fit on carrier	NS 35
Setpoint	5 N
Result of voltage-drop test	Test passed
Result of temperature-rise test	Test passed
Requirement temperature-rise test	Increase in temperature ≤ 45 K
Short circuit stability result	Test passed
Conductor cross section short circuit testing	4 mm ²
Short-time current	0.48 kA
Conductor cross section short circuit testing	6 mm ²
Short-time current	0.72 kA
Result of thermal test	Test passed

Distribution block - PTFIX 6X4-NS35 RD - 3273530

Technical data

General

Ageing test for screwless modular terminal block temperature cycles	192
Proof of thermal characteristics (needle flame) effective duration	30 s
Result of aging test	Test passed
Oscillation, broadband noise test result	Test passed
Test specification, oscillation, broadband noise	DIN EN 50155 (VDE 0115-200):2008-03
Test spectrum	Service life test category 2, bogie-mounted
Test frequency	$f_1 = 5 \text{ Hz}$ to $f_2 = 250 \text{ Hz}$
ASD level	$6.12 \text{ (m/s}^2\text{)}^2\text{/Hz}$
Acceleration	3.12 g
Test duration per axis	5 h
Test directions	X-, Y- and Z-axis
Shock test result	Test passed
Test specification, shock test	DIN EN 50155 (VDE 0115-200):2008-03
Shock form	Half-sine
Acceleration	30g
Shock duration	18 ms
Number of shocks per direction	3
Test directions	X-, Y- and Z-axis (pos. and neg.)
Relative insulation material temperature index (Elec., UL 746 B)	130 °C
Temperature index of insulation material (DIN EN 60216-1 (VDE 0304-21))	130 °C
Static insulating material application in cold	-60 °C
Surface flammability NFPA 130 (ASTM E 162)	passed
Specific optical density of smoke NFPA 130 (ASTM E 662)	passed
Calorimetric heat release NFPA 130 (ASTM E 1354)	28 MJ/kg
Smoke gas toxicity NFPA 130 (SMP 800C)	passed
Fire protection for rail vehicles (DIN EN 45545-2) R22	HL 1 - HL 3
Fire protection for rail vehicles (DIN EN 45545-2) R23	HL 1 - HL 3
Fire protection for rail vehicles (DIN EN 45545-2) R24	HL 1 - HL 3
Fire protection for rail vehicles (DIN EN 45545-2) R26	HL 1 - HL 3

Dimensions

Width	28.6 mm
Length	58.1 mm
Height NS 35/7,5	32.4 mm
Height NS 15	30.4 mm

Connection data

Connection method	Push-in connection
Stripping length	10 mm ... 12 mm
Connection in acc. with standard	IEC 60947-7-1
Conductor cross section solid min.	0.2 mm ²

Distribution block - PTFIX 6X4-NS35 RD - 3273530

Technical data

Connection data

Conductor cross section solid max.	6 mm ²
Conductor cross section AWG min.	24
Conductor cross section AWG max.	10
Conductor cross section flexible min.	0.2 mm ²
Conductor cross section flexible max.	4 mm ²
Min. AWG conductor cross section, flexible	24
Max. AWG conductor cross section, flexible	12
Conductor cross section flexible, with ferrule without plastic sleeve min.	0.2 mm ²
Conductor cross section flexible, with ferrule without plastic sleeve max.	4 mm ²
Conductor cross section flexible, with ferrule with plastic sleeve min.	0.2 mm ²
Conductor cross section flexible, with ferrule with plastic sleeve max.	4 mm ²
Two conductors with the same cross section, flexible, with TWIN ferrules, with plastic sleeve, minimum	0.5 mm ²
Two conductors with the same cross section, flexible, with TWIN ferrules, with plastic sleeve, maximum	1 mm ²
Connection cross sections directly pluggable	0.5 mm ² 6 mm ² 20 10
Conductor cross section solid min.	0.5 mm ²
Conductor cross section solid max.	6 mm ²
Conductor cross section flexible, with ferrule without plastic sleeve min.	0.75 mm ²
Conductor cross section flexible, with ferrule without plastic sleeve max.	4 mm ²
Conductor cross section flexible, with ferrule with plastic sleeve min.	0.5 mm ²
Conductor cross section flexible, with ferrule with plastic sleeve max.	4 mm ²
Internal cylindrical gage	A4

Standards and Regulations

Connection in acc. with standard	IEC 60947-7-1
Flammability rating according to UL 94	V0

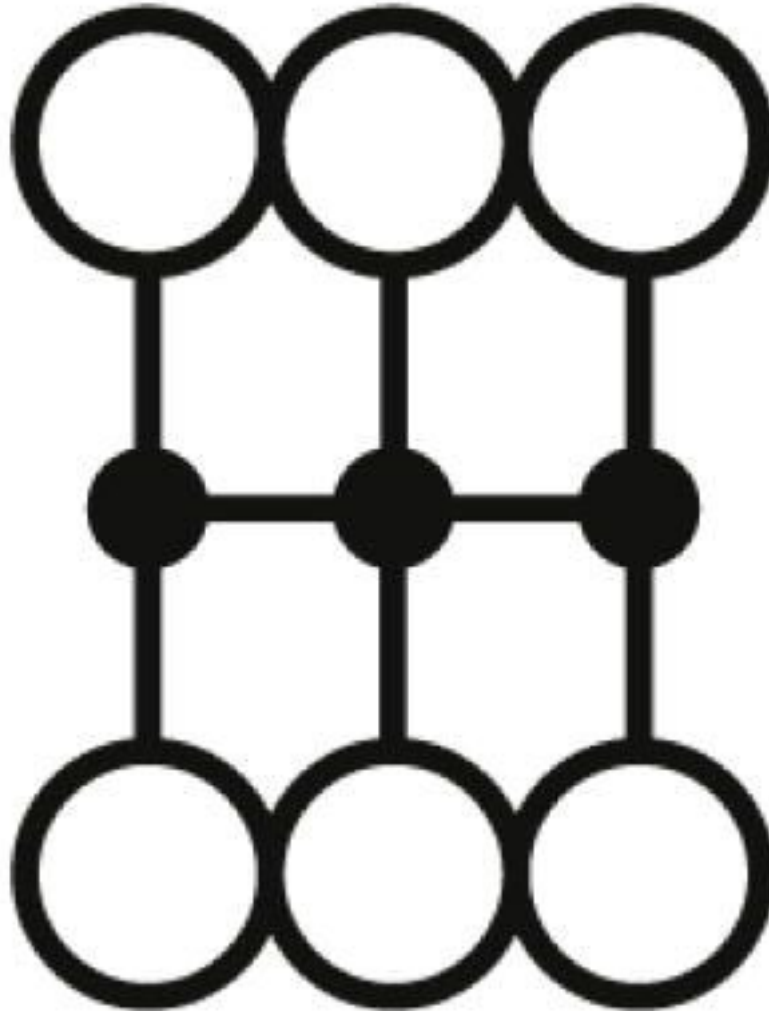
Environmental Product Compliance

China RoHS	Environmentally friendly use period: unlimited = EFUP-e
	No hazardous substances above threshold values

Drawings

Distribution block - PTFIX 6X4-NS35 RD - 3273530

Circuit diagram



Classifications

eCl@ss

eCl@ss 10.0.1	27141120
eCl@ss 4.0	27141120
eCl@ss 4.1	27141120
eCl@ss 5.0	27141120
eCl@ss 5.1	27141120
eCl@ss 6.0	27141100
eCl@ss 7.0	27141120
eCl@ss 8.0	27141120
eCl@ss 9.0	27141120

Distribution block - PTFIX 6X4-NS35 RD - 3273530

Classifications

ETIM

ETIM 2.0	EC000897
ETIM 3.0	EC000897
ETIM 4.0	EC000897
ETIM 5.0	EC000897
ETIM 6.0	EC000897
ETIM 7.0	EC000897

UNSPSC

UNSPSC 6.01	30211811
UNSPSC 7.0901	39121410
UNSPSC 11	39121410
UNSPSC 12.01	39121410
UNSPSC 13.2	39121410
UNSPSC 18.0	39121410
UNSPSC 19.0	39121410
UNSPSC 20.0	39121410
UNSPSC 21.0	39121410

Approvals


Approvals

Approvals

CSA / UL Recognized / cUL Recognized / EAC / IEC CB Scheme / VDE Zeichengenehmigung / DNV GL / EAC / LR / BV / cULus Recognized

Ex Approvals

Approval details

CSA		http://www.csagroup.org/services-industries/product-listing/	13631
	B	C	
Nominal voltage UN	600 V	600 V	
Nominal current IN	32 A	32 A	
mm ² /AWG/kcmil	24-10	24-10	

Distribution block - PTFIX 6X4-NS35 RD - 3273530

Approvals

UL Recognized		http://database.ul.com/cgi-bin/XYV/template/LISEXT/1FRAME/index.htm	FILE E 60425
	B	C	
Nominal voltage UN	600 V	600 V	
Nominal current IN	32 A	32 A	
mm ² /AWG/kcmil	24-10	24-10	

cUL Recognized		http://database.ul.com/cgi-bin/XYV/template/LISEXT/1FRAME/index.htm	FILE E 60425
	B	C	
Nominal voltage UN	600 V	600 V	
Nominal current IN	32 A	32 A	
mm ² /AWG/kcmil	24-10	24-10	

EAC		RU C- DE.AI30.B.01102
-----	--	--------------------------

IECEE CB Scheme		http://www.iecee.org/	DE1-62701
Nominal voltage UN	800 V		
Nominal current IN	32 A		
mm ² /AWG/kcmil	4		

VDE Zeichengenehmigung		http://www2.vde.com/de/Institut/Online-Service/VDE-gepruefteProdukte/Seiten/Online-Suche.aspx	40047797
Nominal voltage UN	800 V		
Nominal current IN	32 A		
mm ² /AWG/kcmil	0.2-4		

DNV GL		https://approvalfinder.dnvgl.com/	TAE00002TT
Nominal voltage UN	500 V		

Distribution block - PTFIX 6X4-NS35 RD - 3273530

Approvals

Nominal current I _N	24 A
--------------------------------	------

EAC		RU C-DE.BL08.B.00644
-----	--	----------------------

LR		http://www.lr.org/en	LR2002627TA
----	--	---	-------------

BV		http://www.veristar.com/portal/veristarinfo/generalinfo/approved/approvedProducts/equipmentAndMaterials	59146/A0 BV
----	--	---	-------------

cULus Recognized		
------------------	--	--

Accessories

Accessories

Jumper

Plug-in bridge - FBS 2-6 - 3030336



Plug-in bridge, pitch: 6.2 mm, width: 10.7 mm, number of positions: 2, color: red

Plug-in bridge - FBS 2-6 GY - 3032237



Plug-in bridge, pitch: 6.2 mm, width: 10.7 mm, number of positions: 2, color: gray

Distribution block - PTFIX 6X4-NS35 RD - 3273530

Accessories

Plug-in bridge - FBS 2-6 BU - 3036932



Plug-in bridge, pitch: 6.2 mm, width: 10.7 mm, number of positions: 2, color: blue

Labeled terminal marker

Marker card - SK 6,2/3,8:FORTL.ZAHLEN - 0804374



Marker card, Card, white, labeled, horizontal: consecutive numbers 1 ... 10, 11 ... 20, etc. up to 91 ... (99)100, mounting type: adhesive, for terminal block width: 6.2 mm, lettering field size: 6.2 x 3.8 mm

Marker for terminal blocks - SK 6,2/3,8:FORTL.ZAHLEN 1-10 - 0804374:0001



Marker card, self-adhesive, horizontally labeled with the consecutive numbers: 1 ... 10, 10-section marker strips with 12 identical decades, white

Marker for terminal blocks - SK 6,2/3,8:FORTL.ZAHLEN 11-20 - 0804374:0011



Marker card, self-adhesive, horizontally labeled with the consecutive numbers: 11 ... 20, 10-section marker strips with 12 identical decades, white

Marker for terminal blocks - SK 6,2/3,8:FORTL.ZAHLEN 21-30 - 0804374:0021



Marker card, self-adhesive, horizontally labeled with the consecutive numbers: 21 ... 30, 10-section marker strips with 12 identical decades, white

Distribution block - PTFIX 6X4-NS35 RD - 3273530

Accessories

Marker for terminal blocks - SK 6,2/3,8:FORTL.ZAHLEN 31-40 - 0804374:0031



Marker card, self-adhesive, horizontally labeled with the consecutive numbers: 31 ... 40, 10-section marker strips with 12 identical decades, white

Marker for terminal blocks - SK 6,2/3,8:FORTL.ZAHLEN 41-50 - 0804374:0041



Marker card, self-adhesive, horizontally labeled with the consecutive numbers: 41 ... 50, 10-section marker strips with 12 identical decades, white

Terminal marking

Marker for terminal blocks - US-TML (104X3,8) - 0830768



Marker for terminal blocks, Card, white, unlabeled, can be labeled with: BLUEMARK ID COLOR, BLUEMARK ID, THERMOMARK PRIME, THERMOMARK CARD 2.0, THERMOMARK CARD, mounting type: adhesive, lettering field size: 104 x 3.8 mm, Number of individual labels: 22

Marker for terminal blocks - US-TML (104X2,8) - 0830767



Marker for terminal blocks, Card, white, unlabeled, can be labeled with: BLUEMARK ID COLOR, BLUEMARK ID, THERMOMARK PRIME, THERMOMARK CARD 2.0, THERMOMARK CARD, mounting type: adhesive, lettering field size: 104 x 2.8 mm, Number of individual labels: 26

Marker card - SK U/3,8 WH:UNBEDRUCKT - 0803906



Marker card, Sheet, white, unlabeled, can be labeled with: PLOTMARK, CMS-P1-PLOTTER, Office printing systems, mounting type: adhesive, for terminal block width: 210 mm, lettering field size: 186 x 3.8 mm, Number of individual labels: 1440

Distribution block - PTFIX 6X4-NS35 RD - 3273530

Accessories

Marker card - SK U/2,8 WH:UNBEDRUCKT - 0803883



Marker card, Sheet, white, unlabeled, can be labeled with: PLOTMARK, CMS-P1-PLOTTER, Office printing systems, mounting type: adhesive, for terminal block width: 210 mm, lettering field size: 186 x 2.8 mm, Number of individual labels: 3600

Marking foil for zack marker strip - TML (EX3,8)R - 0801837



Marking foil for zack marker strip, Roll, white, unlabeled, can be labeled with: THERMOMARK ROLL 2.0, THERMOMARK ROLL, THERMOMARK ROLL X1, THERMOMARK ROLLMASTER 300/600, THERMOMARK X1.2, mounting type: adhesive, for terminal block width: 30000 mm, lettering field size: 30000 x 3.8 mm, Number of individual labels: 1

Marking foil for zack marker strip - TML (104X3,8)R - 0801833



Marking foil for zack marker strip, Roll, white, unlabeled, can be labeled with: THERMOMARK ROLL 2.0, THERMOMARK ROLL, THERMOMARK ROLL X1, THERMOMARK ROLLMASTER 300/600, THERMOMARK X1.2, mounting type: adhesive, for terminal block width: 104 mm, lettering field size: 104 x 3.8 mm, Number of individual labels: 2500

Marking foil for zack marker strip - TML (104X2,8)R - 0801832



Marking foil for zack marker strip, Roll, white, unlabeled, can be labeled with: THERMOMARK ROLL 2.0, THERMOMARK ROLL, THERMOMARK ROLL X1, THERMOMARK ROLLMASTER 300/600, THERMOMARK X1.2, mounting type: adhesive, for terminal block width: 104 mm, lettering field size: 104 x 2.8 mm, Number of individual labels: 2500

Marking foil for zack marker strip - TML (EX2,8)R - 0801836



Marking foil for zack marker strip, Roll, white, unlabeled, can be labeled with: THERMOMARK ROLL 2.0, THERMOMARK ROLL, THERMOMARK ROLL X1, THERMOMARK ROLLMASTER 300/600, THERMOMARK X1.2, mounting type: adhesive, for terminal block width: 30000 mm, lettering field size: 30000 x 2.8 mm, Number of individual labels: 1

Distribution block - PTFIX 6X4-NS35 RD - 3273530

Accessories

Label - MM-TML (EX3,8)R C1 WH/BK - 1092026



Label, Roll, white, unlabeled, can be labeled with: THERMOFOX, THERMOMARK GO, THERMOMARK GO.K,
mounting type: adhesive, for terminal block width: 8000 mm, lettering field size: continuous x 3.8#mm

Phoenix Contact 2020 © - all rights reserved
<http://www.phoenixcontact.com>

PHOENIX CONTACT GmbH & Co. KG
Flachsmarktstr. 8
32825 Blomberg
Germany
Tel. +49 5235 300
Fax +49 5235 3 41200
<http://www.phoenixcontact.com>

X-ON Electronics

Largest Supplier of Electrical and Electronic Components

Click to view similar products for [DIN Rail Terminal Blocks](#) category:

Click to view products by [Phoenix Contact](#) manufacturer:

Other Similar products are found below :

[00110420202](#) [8WA1011-1BH23](#) [8WA1011-1EF20](#) [8WA1011-6DG11](#) [91.010](#) [9102100000](#) [91.040](#) [9123140000](#) [9123140001](#) [RBO 5-T-B-HEX](#) [1333564](#) [DP25-GY-ND](#) [1431306](#) [1433306](#) [90.070](#) [90.202](#) [91.020](#) [912314](#) [260-301_NR](#) [2757571](#) [280-331](#) [280-560](#) [280-564](#) [281-611/281-542](#) [281-673/281-411](#) [281-994](#) [283-317](#) [283-607](#) [2909798](#) [264-724](#) [264-726](#) [280-530](#) [280-555](#) [280-619](#) [281-610](#) [281-622/281-417](#) [284-317](#) [284-601](#) [2907033](#) [3048496](#) [5542152](#) [35956](#) [USK 10](#) [102510](#) [1025100000](#) [5520682](#) [5607102](#) [EMH 25-ZE30](#) [591620-2](#) [UM 45-SEFE M.NUT BK](#)