

Distribution block - PTFIX 12X4-NS35A WH - 3273692

Please be informed that the data shown in this PDF Document is generated from our Online Catalog. Please find the complete data in the user's documentation. Our General Terms of Use for Downloads are valid (<http://phoenixcontact.com/download>)




Distribution block, Block with horizontal alignment, The blocks can be bridged with one another via the conductor shaft. For corresponding plug-in bridges, see accessories, nom. voltage: 800 V, nominal current: 32 A, connection method: Push-in connection, number of connections: 12, cross section: 0.2 mm² - 6 mm², AWG: 24 - 10, width: 36.9 mm, color: white, mounting type: NS 35/7,5, NS 35/15

Your advantages

- ✓ Time savings of up to 80%, thanks to ready-to-mount blocks without manual bridging
- ✓ Time-saving conductor connection, thanks to tool-free Push-in direct connection technology
- ✓ Clear wiring, thanks to eleven different color variants
- ✓ Flexible use, thanks to DIN rail mounting, direct mounting or adhesive mounting
- ✓ Space savings of up to 50% on the DIN rail, thanks to transverse mounting



Key Commercial Data

| | |
|------------------------|---|
| Packing unit | 8 pc |
| Minimum order quantity | 8 pc |
| GTIN |  4 055626 646633 |
| GTIN | 4055626646633 |

Technical data

General

| | |
|--|---|
| Note | Notes on operation The blocks can be bridged with one another via the conductor shaft. For corresponding plug-in bridges, see accessories |
| Number of levels | 1 |
| Number of connections | 12 |
| Potentials | 1 |
| Nominal cross section | 4 mm ² |
| Color | white |
| Insulating material | PA |
| Flammability rating according to UL 94 | V0 |
| Rated surge voltage | 6 kV |
| Degree of pollution | 3 |

Distribution block - PTFIX 12X4-NS35A WH - 3273692

Technical data

General

| | |
|---|---|
| Overvoltage category | III |
| Insulating material group | I |
| Maximum power dissipation for nominal condition | 1.02 W (the value is based on one connection block and is multiplied according to the pin assignment) |
| Maximum load current | 41 A |
| Maximum total current | 63 A |
| Nominal current I_N | 32 A |
| Nominal voltage U_N | 800 V |
| Open side panel | No |
| Ambient temperature (operation) | -60 °C ... 85 °C |
| Ambient temperature (storage/transport) | -25 °C ... 55 °C (For a short time, not exceeding 24 h, -60 to +70 °C) |
| Permissible humidity (storage/transport) | 30 % ... 70 % |
| Ambient temperature (assembly) | -5 °C ... 70 °C |
| Ambient temperature (actuation) | -5 °C ... 70 °C |
| Shock protection test specification | DIN EN 50274 (VDE 0660-514):2002-11 |
| Back of the hand protection | guaranteed |
| Finger protection | guaranteed |
| Result of surge voltage test | Test passed |
| Result of power-frequency withstand voltage test | Test passed |
| Power frequency withstand voltage setpoint | 2 kV |
| Result of the test for mechanical stability of terminal points (5 x conductor connection) | Test passed |
| Result of bending test | Test passed |
| Bending test rotation speed | 10 rpm |
| Bending test turns | 135 |
| Bending test conductor cross section/weight | 0.2 mm ² / 0.2 kg |
| | 4 mm ² / 0.9 kg |
| | 6 mm ² / 1.4 kg |
| Tensile test result | Test passed |
| Result of tight fit on support | Test passed |
| Tight fit on carrier | NS 35 |
| Setpoint | 5 N |
| Result of voltage-drop test | Test passed |
| Result of temperature-rise test | Test passed |
| Requirement temperature-rise test | Increase in temperature ≤ 45 K |
| Short circuit stability result | Test passed |
| Conductor cross section short circuit testing | 4 mm ² |
| Short-time current | 0.48 kA |
| Conductor cross section short circuit testing | 6 mm ² |
| Short-time current | 0.72 kA |
| Result of thermal test | Test passed |

Distribution block - PTFIX 12X4-NS35A WH - 3273692

Technical data

General

| | |
|---|--|
| Ageing test for screwless modular terminal block temperature cycles | 192 |
| Proof of thermal characteristics (needle flame) effective duration | 30 s |
| Result of aging test | Test passed |
| Oscillation, broadband noise test result | Test passed |
| Test specification, oscillation, broadband noise | DIN EN 50155 (VDE 0115-200):2008-03 |
| Test spectrum | Service life test category 2, bogie-mounted |
| Test frequency | $f_1 = 5 \text{ Hz}$ to $f_2 = 250 \text{ Hz}$ |
| ASD level | $6.12 \text{ (m/s}^2\text{)}^2\text{/Hz}$ |
| Acceleration | 3.12 g |
| Test duration per axis | 5 h |
| Test directions | X-, Y- and Z-axis |
| Shock test result | Test passed |
| Test specification, shock test | DIN EN 50155 (VDE 0115-200):2008-03 |
| Shock form | Half-sine |
| Acceleration | 30g |
| Shock duration | 18 ms |
| Number of shocks per direction | 3 |
| Test directions | X-, Y- and Z-axis (pos. and neg.) |
| Relative insulation material temperature index (Elec., UL 746 B) | 130 °C |
| Temperature index of insulation material (DIN EN 60216-1 (VDE 0304-21)) | 130 °C |
| Static insulating material application in cold | -60 °C |
| Surface flammability NFPA 130 (ASTM E 162) | passed |
| Specific optical density of smoke NFPA 130 (ASTM E 662) | passed |
| Calorimetric heat release NFPA 130 (ASTM E 1354) | 28 MJ/kg |
| Smoke gas toxicity NFPA 130 (SMP 800C) | passed |
| Fire protection for rail vehicles (DIN EN 45545-2) R22 | HL 1 - HL 3 |
| Fire protection for rail vehicles (DIN EN 45545-2) R23 | HL 1 - HL 3 |
| Fire protection for rail vehicles (DIN EN 45545-2) R24 | HL 1 - HL 3 |
| Fire protection for rail vehicles (DIN EN 45545-2) R26 | HL 1 - HL 3 |

Dimensions

| | |
|------------------|---------|
| Width | 36.9 mm |
| Length | 45.7 mm |
| Height NS 35/7,5 | 30.9 mm |

Connection data

| | |
|------------------------------------|---------------------|
| Connection method | Push-in connection |
| Stripping length | 10 mm ... 12 mm |
| Connection in acc. with standard | IEC 60947-7-1 |
| Conductor cross section solid min. | 0.2 mm ² |
| Conductor cross section solid max. | 6 mm ² |

Distribution block - PTFIX 12X4-NS35A WH - 3273692

Technical data

Connection data

| | |
|--|---|
| Conductor cross section AWG min. | 24 |
| Conductor cross section AWG max. | 10 |
| Conductor cross section flexible min. | 0.2 mm ² |
| Conductor cross section flexible max. | 4 mm ² |
| Min. AWG conductor cross section, flexible | 24 |
| Max. AWG conductor cross section, flexible | 12 |
| Conductor cross section flexible, with ferrule without plastic sleeve min. | 0.2 mm ² |
| Conductor cross section flexible, with ferrule without plastic sleeve max. | 4 mm ² |
| Conductor cross section flexible, with ferrule with plastic sleeve min. | 0.2 mm ² |
| Conductor cross section flexible, with ferrule with plastic sleeve max. | 4 mm ² |
| Two conductors with the same cross section, flexible, with TWIN ferrules, with plastic sleeve, minimum | 0.5 mm ² |
| Two conductors with the same cross section, flexible, with TWIN ferrules, with plastic sleeve, maximum | 1 mm ² |
| Connection cross sections directly pluggable | 0.5 mm ² 6 mm ² 20 10 |
| Conductor cross section solid min. | 0.5 mm ² |
| Conductor cross section solid max. | 6 mm ² |
| Conductor cross section flexible, with ferrule without plastic sleeve min. | 0.75 mm ² |
| Conductor cross section flexible, with ferrule without plastic sleeve max. | 4 mm ² |
| Conductor cross section flexible, with ferrule with plastic sleeve min. | 0.5 mm ² |
| Conductor cross section flexible, with ferrule with plastic sleeve max. | 4 mm ² |
| Internal cylindrical gage | A4 |

Standards and Regulations

| | |
|--|---------------|
| Connection in acc. with standard | IEC 60947-7-1 |
| Flammability rating according to UL 94 | V0 |

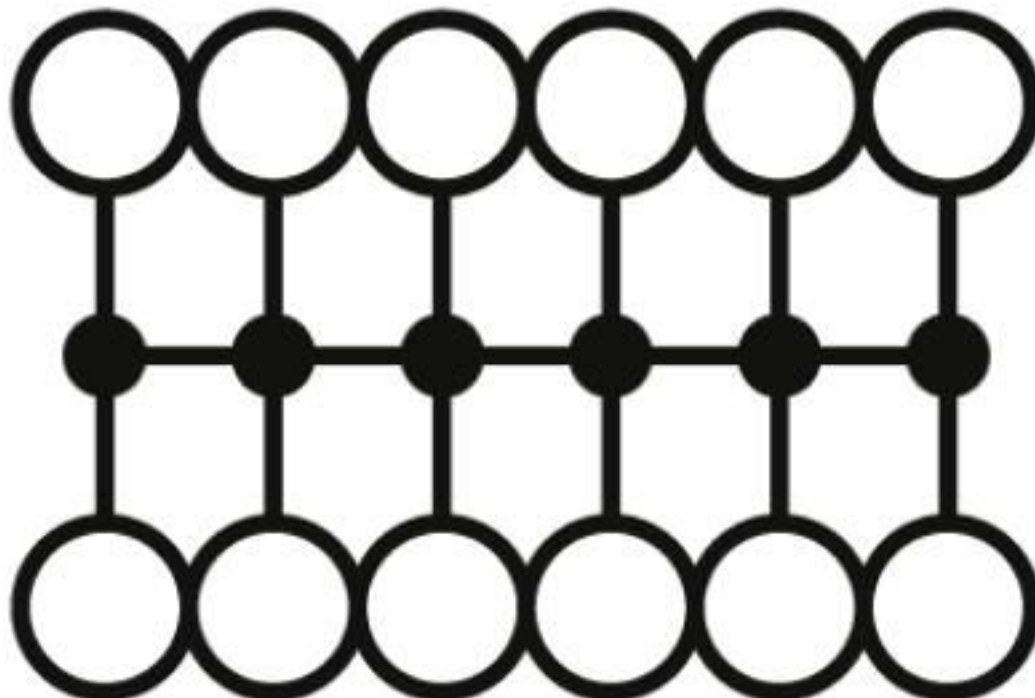
Environmental Product Compliance

| | |
|------------|---|
| China RoHS | Environmentally friendly use period: unlimited = EFUP-e |
| | No hazardous substances above threshold values |

Drawings

Distribution block - PTFIX 12X4-NS35A WH - 3273692

Circuit diagram



Classifications

eCl@ss

| | |
|---------------|----------|
| eCl@ss 10.0.1 | 27141120 |
| eCl@ss 4.0 | 27141120 |
| eCl@ss 4.1 | 27141120 |
| eCl@ss 5.0 | 27141120 |
| eCl@ss 5.1 | 27141120 |
| eCl@ss 6.0 | 27141100 |
| eCl@ss 7.0 | 27141120 |
| eCl@ss 8.0 | 27141120 |
| eCl@ss 9.0 | 27141120 |

ETIM

| | |
|----------|----------|
| ETIM 2.0 | EC000897 |
| ETIM 3.0 | EC000897 |
| ETIM 4.0 | EC000897 |
| ETIM 5.0 | EC000897 |
| ETIM 6.0 | EC000897 |
| ETIM 7.0 | EC000897 |

Distribution block - PTFIX 12X4-NS35A WH - 3273692

Classifications

UNSPSC

| | |
|---------------|----------|
| UNSPSC 6.01 | 30211811 |
| UNSPSC 7.0901 | 39121410 |
| UNSPSC 11 | 39121410 |
| UNSPSC 12.01 | 39121410 |
| UNSPSC 13.2 | 39121410 |
| UNSPSC 18.0 | 39121410 |
| UNSPSC 19.0 | 39121410 |
| UNSPSC 20.0 | 39121410 |
| UNSPSC 21.0 | 39121410 |

Approvals


Approvals


Approvals

CSA / UL Recognized / cUL Recognized / EAC / IEC EE CB Scheme / VDE Zeichengenehmigung / DNV GL / EAC / LR / BV / cULus Recognized

Ex Approvals


Approval details

| | | | |
|----------------------------|---|---|-------|
| CSA |  | http://www.csagroup.org/services-industries/product-listing/ | 13631 |
| | B | C | |
| Nominal voltage UN | 600 V | 600 V | |
| Nominal current IN | 32 A | 32 A | |
| mm ² /AWG/kcmil | 24-10 | 24-10 | |


| | | | |
|----------------------------|---|---|--------------|
| UL Recognized |  | http://database.ul.com/cgi-bin/XYV/template/LISEXT/1FRAME/index.htm | FILE E 60425 |
| | B | C | |
| Nominal voltage UN | 600 V | 600 V | |
| Nominal current IN | 32 A | 32 A | |
| mm ² /AWG/kcmil | 24-10 | 24-10 | |


Distribution block - PTFIX 12X4-NS35A WH - 3273692


Approvals

| | | | |
|----------------------------|---|---|--------------|
| cUL Recognized |  | http://database.ul.com/cgi-bin/XYV/template/LISEXT/1FRAME/index.htm | FILE E 60425 |
| | B | C | |
| Nominal voltage UN | 600 V | 600 V | |
| Nominal current IN | 32 A | 32 A | |
| mm ² /AWG/kcmil | 24-10 | 24-10 | |

| | | |
|-----|---|--------------------------|
| EAC |  | RU C- DE.AI30.B.01102 |
|-----|---|--------------------------|

| | | | |
|----------------------------|---|---|-----------|
| IECEE CB Scheme |  | http://www.iecee.org/ | DE1-62701 |
| Nominal voltage UN | 800 V | | |
| Nominal current IN | 32 A | | |
| mm ² /AWG/kcmil | 4 | | |

| | | | |
|----------------------------|---|---|----------|
| VDE Zeichengenehmigung |  | http://www2.vde.com/de/Institut/Online-Service/VDE-gepruefteProdukte/Seiten/Online-Suche.aspx | 40047797 |
| Nominal voltage UN | 800 V | | |
| Nominal current IN | 32 A | | |
| mm ² /AWG/kcmil | 0.2-4 | | |

| | | | |
|--------------------|---|---|------------|
| DNV GL |  | https://approvalfinder.dnvgl.com/ | TAE00002TT |
| Nominal voltage UN | 500 V | | |
| Nominal current IN | 24 A | | |

| | | |
|-----|---|--------------------------|
| EAC |  | RU C- DE.BL08.B.00644 |
|-----|---|--------------------------|

Distribution block - PTFIX 12X4-NS35A WH - 3273692

Approvals

| | | | |
|----|--|---|-------------|
| LR | | http://www.lr.org/en | LR2002627TA |
|----|--|---|-------------|

| | | | |
|----|--|---|-------------|
| BV | | http://www.veristar.com/portal/veristarinfo/generalinfo/approved/approvedProducts/equipmentAndMaterials | 59146/A0 BV |
|----|--|---|-------------|

| | | | |
|------------------|--|--|--|
| cULus Recognized | | | |
|------------------|--|--|--|

Accessories

Accessories

Jumper

Plug-in bridge - FBS 2-6 - 3030336



Plug-in bridge, pitch: 6.2 mm, width: 10.7 mm, number of positions: 2, color: red

Plug-in bridge - FBS 2-6 GY - 3032237



Plug-in bridge, pitch: 6.2 mm, width: 10.7 mm, number of positions: 2, color: gray

Plug-in bridge - FBS 2-6 BU - 3036932



Plug-in bridge, pitch: 6.2 mm, width: 10.7 mm, number of positions: 2, color: blue

Labeled terminal marker

Distribution block - PTFIX 12X4-NS35A WH - 3273692

Accessories

Marker card - SK 6,2/3,8:FORTL.ZAHLEN - 0804374



Marker card, Card, white, labeled, horizontal: consecutive numbers 1 ... 10, 11 ... 20, etc. up to 91 ... (99)100, mounting type: adhesive, for terminal block width: 6.2 mm, lettering field size: 6.2 x 3.8 mm

Marker for terminal blocks - SK 6,2/3,8:FORTL.ZAHLEN 1-10 - 0804374:0001



Marker card, self-adhesive, horizontally labeled with the consecutive numbers: 1 ... 10, 10-section marker strips with 12 identical decades, white

Marker for terminal blocks - SK 6,2/3,8:FORTL.ZAHLEN 11-20 - 0804374:0011



Marker card, self-adhesive, horizontally labeled with the consecutive numbers: 11 ... 20, 10-section marker strips with 12 identical decades, white

Marker for terminal blocks - SK 6,2/3,8:FORTL.ZAHLEN 21-30 - 0804374:0021



Marker card, self-adhesive, horizontally labeled with the consecutive numbers: 21 ... 30, 10-section marker strips with 12 identical decades, white

Marker for terminal blocks - SK 6,2/3,8:FORTL.ZAHLEN 31-40 - 0804374:0031



Marker card, self-adhesive, horizontally labeled with the consecutive numbers: 31 ... 40, 10-section marker strips with 12 identical decades, white

Distribution block - PTFIX 12X4-NS35A WH - 3273692

Accessories

Marker for terminal blocks - SK 6,2/3,8:FORTL.ZAHLEN 41-50 - 0804374:0041



Marker card, self-adhesive, horizontally labeled with the consecutive numbers: 41 ... 50, 10-section marker strips with 12 identical decades, white

Terminal marking

Marker for terminal blocks - US-TML (104X3,8) - 0830768



Marker for terminal blocks, Card, white, unlabeled, can be labeled with: BLUEMARK ID COLOR, BLUEMARK ID, THERMOMARK PRIME, THERMOMARK CARD 2.0, THERMOMARK CARD, mounting type: adhesive, lettering field size: 104 x 3.8 mm, Number of individual labels: 22

Marker for terminal blocks - US-TML (104X2,8) - 0830767



Marker for terminal blocks, Card, white, unlabeled, can be labeled with: BLUEMARK ID COLOR, BLUEMARK ID, THERMOMARK PRIME, THERMOMARK CARD 2.0, THERMOMARK CARD, mounting type: adhesive, lettering field size: 104 x 2.8 mm, Number of individual labels: 26

Marker card - SK U/3,8 WH:UNBEDRUCKT - 0803906



Marker card, Sheet, white, unlabeled, can be labeled with: PLOTMARK, CMS-P1-PLOTTER, Office printing systems, mounting type: adhesive, for terminal block width: 210 mm, lettering field size: 186 x 3.8 mm, Number of individual labels: 1440

Marker card - SK U/2,8 WH:UNBEDRUCKT - 0803883



Marker card, Sheet, white, unlabeled, can be labeled with: PLOTMARK, CMS-P1-PLOTTER, Office printing systems, mounting type: adhesive, for terminal block width: 210 mm, lettering field size: 186 x 2.8 mm, Number of individual labels: 3600

Distribution block - PTFIX 12X4-NS35A WH - 3273692

Accessories

Marking foil for zack marker strip - TML (EX3,8)R - 0801837



Marking foil for zack marker strip, Roll, white, unlabeled, can be labeled with: THERMOMARK ROLL 2.0, THERMOMARK ROLL, THERMOMARK ROLL X1, THERMOMARK ROLLMASTER 300/600, THERMOMARK X1.2, mounting type: adhesive, for terminal block width: 30000 mm, lettering field size: 30000 x 3.8 mm, Number of individual labels: 1

Marking foil for zack marker strip - TML (104X3,8)R - 0801833



Marking foil for zack marker strip, Roll, white, unlabeled, can be labeled with: THERMOMARK ROLL 2.0, THERMOMARK ROLL, THERMOMARK ROLL X1, THERMOMARK ROLLMASTER 300/600, THERMOMARK X1.2, mounting type: adhesive, for terminal block width: 104 mm, lettering field size: 104 x 3.8 mm, Number of individual labels: 2500

Marking foil for zack marker strip - TML (104X2,8)R - 0801832



Marking foil for zack marker strip, Roll, white, unlabeled, can be labeled with: THERMOMARK ROLL 2.0, THERMOMARK ROLL, THERMOMARK ROLL X1, THERMOMARK ROLLMASTER 300/600, THERMOMARK X1.2, mounting type: adhesive, for terminal block width: 104 mm, lettering field size: 104 x 2.8 mm, Number of individual labels: 2500

Marking foil for zack marker strip - TML (EX2,8)R - 0801836



Marking foil for zack marker strip, Roll, white, unlabeled, can be labeled with: THERMOMARK ROLL 2.0, THERMOMARK ROLL, THERMOMARK ROLL X1, THERMOMARK ROLLMASTER 300/600, THERMOMARK X1.2, mounting type: adhesive, for terminal block width: 30000 mm, lettering field size: 30000 x 2.8 mm, Number of individual labels: 1

Label - MM-TML (EX3,8)R C1 WH/BK - 1092026



Label, Roll, white, unlabeled, can be labeled with: THERMOFOX, THERMOMARK GO, THERMOMARK GO.K, mounting type: adhesive, for terminal block width: 8000 mm, lettering field size: continuous x 3.8#mm

Phoenix Contact 2020 © - all rights reserved
<http://www.phoenixcontact.com>

PHOENIX CONTACT GmbH & Co. KG
Flachsmarktstr. 8
32825 Blomberg
Germany
Tel. +49 5235 300
Fax +49 5235 3 41200
<http://www.phoenixcontact.com>

X-ON Electronics

Largest Supplier of Electrical and Electronic Components

Click to view similar products for [DIN Rail Terminal Blocks](#) category:

Click to view products by [Phoenix Contact](#) manufacturer:

Other Similar products are found below :

[00110420202](#) [8WA1011-1BH23](#) [8WA1011-1EF20](#) [91.010](#) [9102100000](#) [91.040](#) [9123140000](#) [9123140001](#) [RBO 5-T-B-HEX](#) [1333564](#) [DP25-GY-ND](#) [1431306](#) [1433306](#) [90.070](#) [91.020](#) [912314](#) [260-301_NR](#) [2757571](#) [280-331](#) [280-560](#) [280-564](#) [281-611/281-542](#) [281-673/281-411](#) [281-994](#) [283-317](#) [283-607](#) [2909798](#) [264-724](#) [264-726](#) [280-530](#) [280-555](#) [280-619](#) [281-610](#) [281-622/281-417](#) [284-317](#) [284-601](#) [2907033](#) [3048496](#) [5542152](#) [35956](#) [USK 10](#) [102510](#) [1025100000](#) [5520682](#) [5607102](#) [EMH 25-ZE30](#) [591620-2](#) [UM 45-SEFE M.NUT BK](#) [1-591651-1](#) [8671050000](#)