

# Panel feed-through terminal block - HDFK 4 GNYE - 0707866

Please be informed that the data shown in this PDF Document is generated from our Online Catalog. Please find the complete data in the user's documentation. Our General Terms of Use for Downloads are valid (<http://phoenixcontact.com/download>)




Panel feed-through terminal block, connection method: Screw connection with tension sleeve, Screw connection with tension sleeve, number of positions: 1, load current: 32 A, cross section: 0.2 mm<sup>2</sup> - 6 mm<sup>2</sup>, connection direction of the conductor to plug-in direction: 0 °, width: 8.1 mm, color: green-yellow


The figure shows version HDFK 4 in gray

## Your advantages

- Well-known connection principle allows worldwide use
- Low temperature rise, thanks to maximum contact force
- Tool-free snap-in principle enables easy mounting on the device panel
- Automatic panel thickness compensation enables universal use



## Key Commercial Data

|              |   |
|--------------|---|
| Packing unit | 50 pc   |
| GTIN         | <br>4 017918 004255 |
| GTIN         | 4017918004255   |

## Technical data

### Item properties

|                           |                                      |
|---------------------------|--------------------------------------|
| Brief article description | Panel feed-through terminal block    |
| Range of articles         | HDFK 4                               |
| Pitch                     | 8.1 mm                               |
| Number of positions       | 1                                    |
| Connection method         | Screw connection with tension sleeve |
| Number of connections     | 2                                    |
| Number of potentials      | 1                                    |

### Electrical parameters

|                 |  |
|-----------------|--|
| Nominal current | 32 A   |
| Nom. voltage    | 400 V (With metal panels of 1 mm ... 2.5 mm) |
| Rated voltage   | 400 V  |

# Panel feed-through terminal block - HDFK 4 GNYE - 0707866

## Technical data

### Electrical parameters

|                             |      |
|-----------------------------|------|
| Rated surge voltage (III/3) | 6 kV |
|-----------------------------|------|

### Connection capacity, external

|   |  |
|---|--|
| Connection method   | Screw connection with tension sleeve         |
| Connection direction of the conductor to plug-in direction                                | 0 °  |
| Conductor cross section solid   | 0.2 mm <sup>2</sup> ... 6 mm <sup>2</sup>    |
| Conductor cross section flexible  | 0.2 mm <sup>2</sup> ... 4 mm <sup>2</sup>    |
| Conductor cross section flexible, with ferrule without plastic sleeve                     | 0.25 mm <sup>2</sup> ... 4 mm <sup>2</sup>   |
| Conductor cross section, flexible, with ferrule, with plastic sleeve                      | 0.25 mm <sup>2</sup> ... 4 mm <sup>2</sup>   |
| 2 conductors with same cross section, solid   | 0.2 mm <sup>2</sup> ... 1.5 mm <sup>2</sup>  |
| 2 conductors with same cross section, flexible  | 0.2 mm <sup>2</sup> ... 1.5 mm <sup>2</sup>  |
| 2 conductors with same cross section, flexible, with ferrule without plastic sleeve       | 0.25 mm <sup>2</sup> ... 1.5 mm <sup>2</sup> |
| 2 conductors with the same cross section, flexible, with TWIN ferrule with plastic sleeve | 0.5 mm <sup>2</sup> ... 2.5 mm <sup>2</sup>  |
| Internal cylindrical gage   | A4   |
| Stripping length  | 9 mm   |
| Torque  | 0.6 Nm ... 0.8 Nm                            |

### Connection capacity, internal

|   |  |
|---|--|
| Connection method   | Screw connection with tension sleeve         |
| Connection direction of the conductor to plug-in direction                                | 0 °  |
| Conductor cross section solid   | 0.2 mm <sup>2</sup> ... 6 mm <sup>2</sup>    |
| Conductor cross section flexible  | 0.2 mm <sup>2</sup> ... 4 mm <sup>2</sup>    |
| Conductor cross section flexible, with ferrule without plastic sleeve                     | 0.25 mm <sup>2</sup> ... 4 mm <sup>2</sup>   |
| Conductor cross section, flexible, with ferrule, with plastic sleeve                      | 0.25 mm <sup>2</sup> ... 4 mm <sup>2</sup>   |
| 2 conductors with same cross section, solid   | 0.2 mm <sup>2</sup> ... 1.5 mm <sup>2</sup>  |
| 2 conductors with same cross section, flexible  | 0.2 mm <sup>2</sup> ... 1.5 mm <sup>2</sup>  |
| 2 conductors with same cross section, flexible, with ferrule without plastic sleeve       | 0.25 mm <sup>2</sup> ... 1.5 mm <sup>2</sup> |
| 2 conductors with the same cross section, flexible, with TWIN ferrule with plastic sleeve | 0.5 mm <sup>2</sup> ... 2.5 mm <sup>2</sup>  |
| Internal cylindrical gage   | A4   |
| Stripping length  | 9 mm   |
| Torque  | 0.6 Nm ... 0.8 Nm                            |

### Material data - contact

|                         |   |
|-------------------------|---|
| Note                    | WEEE/RoHS-compliant, free of whiskers according to IEC 60068-2-82/ JEDEC JESD 201 |
| Contact material        | Cu alloy  |
| Surface characteristics | tin-plated  |

### Material data - housing

|                     |                            |
|---------------------|----------------------------|
| Housing color       | green-yellow (6021 / 1018) |
| Insulating material | PA                         |

# Panel feed-through terminal block - HDFK 4 GNYE - 0707866

## Technical data

### Material data - housing

|   |        |
|---|--------|
| Insulating material group   | I      |
| CTI according to IEC 60112  | 600    |
| Flammability rating according to UL 94                            | V0     |
| Glow wire flammability index GWFI according to EN 60695-2-12      | 850    |
| Glow wire ignition temperature GWIT according to EN 60695-2-13    | 775    |
| Temperature for the ball pressure test according to EN 60695-10-2 | 125 °C |

### Dimensions for the product

|              |        |
|--------------|--------|
| Width [ w ]  | 8.1 mm |
| Height [ h ] | 21 mm  |
| Pitch        | 8.1 mm |

### Packaging information

|                            |      |
|----------------------------|------|
| Pieces per package         | 50   |
| Denomination packing units | Pcs. |

### General product information

|              |   |
|--------------|---|
| Type of note | Notes on safety   |
| Note         | The cable entry funnel is not touch-proof. Never connect or disconnect the terminal when it is energized. Take appropriate steps to ensure touch proofness. |

### Electrical tests

|                         |                   |
|-------------------------|-------------------|
| Rated current           | 32 A              |
| Conductor cross section | 4 mm <sup>2</sup> |

### Air clearances and creepage distances

|   |  |
|---|--|
| Clearances and creepage distances               | Metal wall 1.0 mm ... 2.5 mm IEC 60947-7-1:2002-07 |
| Application                                     | Metal wall 1.0 mm ... 2.5 mm                       |
| Specification                                   | IEC 60947-7-1:2002-07                              |
| Minimum clearance - inhomogeneous field (III/3) | 5.5 mm   |
| Minimum creepage distance value (III/3)         | 5.5 mm   |

### Standards and Regulations

|  |  |
|--|--|
| Connection in acc. with standard       | CSA  |
|  | IEC / EN   |
| Flammability rating according to UL 94 | V0   |
| Safety note                            | <ul style="list-style-type: none"> <li>• WARNING: Only electrically qualified personnel may install and operate the product. They must observe the following safety notes. The qualified personnel must be familiar with the basics of electrical engineering. They must be able to recognize and prevent danger. The relevant symbol on the packaging indicates that only personnel familiar with electrical engineering are allowed to install and operate the product.</li> <li>• The installation notes/Design In documents online on the download page at phoenixcontact.com/products must be observed for this product.</li> </ul> |

# Panel feed-through terminal block - HDFK 4 GNYE - 0707866

## Technical data

### Standards and Regulations

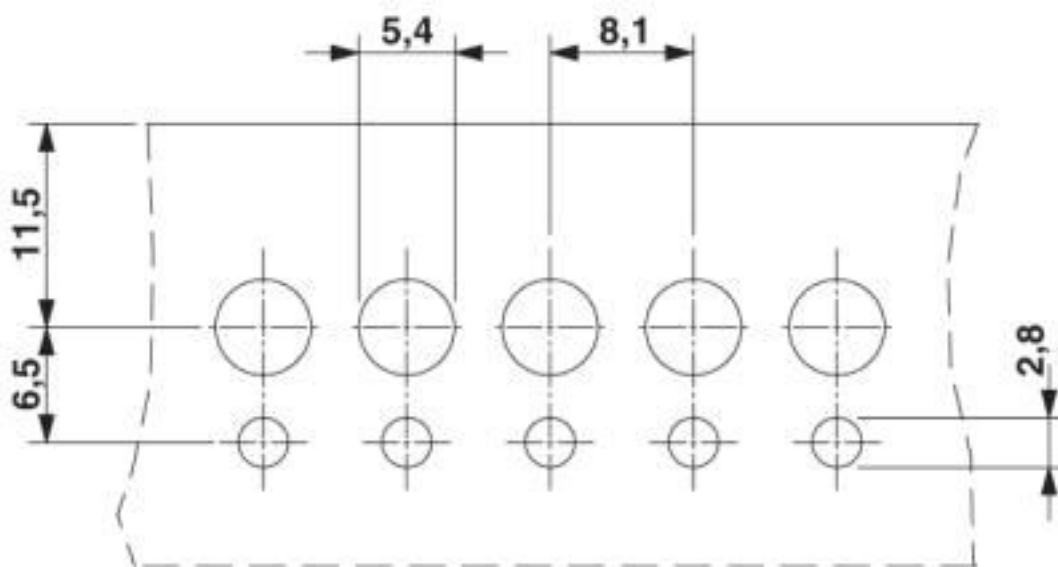
|  |  |
|--|--|
|  | <ul style="list-style-type: none"> <li>The cable entry funnel is not safe to touch. Never connect or disconnect the terminal when it is energized. Take appropriate steps to ensure touch protection.</li> </ul> |
|  | # There is no electrical contact to the housing. Ensure protective grounding is established for green-yellow color versions.   |

### Environmental Product Compliance

|            |   |
|------------|---|
| REACH SVHC | Lead 7439-92-1  |
| China RoHS | Environmentally Friendly Use Period = 50 years  |
|            | For details about hazardous substances go to tab "Downloads", Category "Manufacturer's declaration" |

## Drawings

Dimensional drawing



## Classifications

eCl@ss

|               |          |
|---------------|----------|
| eCl@ss 10.0.1 | 27141134 |
| eCl@ss 4.0    | 27141100 |
| eCl@ss 4.1    | 27141100 |
| eCl@ss 5.0    | 27141100 |
| eCl@ss 5.1    | 27141100 |
| eCl@ss 6.0    | 27141100 |
| eCl@ss 7.0    | 27141134 |
| eCl@ss 8.0    | 27141134 |
| eCl@ss 9.0    | 27141134 |

# Panel feed-through terminal block - HDFK 4 GNYE - 0707866

## Classifications

### ETIM

|          |          |
|----------|----------|
| ETIM 2.0 | EC001283 |
| ETIM 3.0 | EC001283 |
| ETIM 4.0 | EC001283 |
| ETIM 5.0 | EC001283 |
| ETIM 6.0 | EC001283 |
| ETIM 7.0 | EC001283 |

### UNSPSC

|               |          |
|---------------|----------|
| UNSPSC 6.01   | 30211811 |
| UNSPSC 7.0901 | 39121410 |
| UNSPSC 11     | 39121410 |
| UNSPSC 12.01  | 39121410 |
| UNSPSC 13.2   | 39121410 |
| UNSPSC 18.0   | 39121410 |
| UNSPSC 19.0   | 39121410 |
| UNSPSC 20.0   | 39121410 |
| UNSPSC 21.0   | 39121410 |

## Approvals


### Approvals

#### Approvals

CSA / KEMA-KEUR / IEC/IEC CB Scheme / EAC / cULus Recognized

#### Ex Approvals

### Approval details

|                            |   |   |       |
|----------------------------|---|---|-------|
| CSA                        |  | <a href="http://www.csagroup.org/services-industries/product-listing/">http://www.csagroup.org/services-industries/product-listing/</a> | 13631 |
| Nominal voltage UN         | 300 V   |   |       |
| Nominal current IN         | 30 A  |   |       |
| mm <sup>2</sup> /AWG/kcmil | 22-10   |   |       |

# Panel feed-through terminal block - HDFK 4 GNYE - 0707866

## Approvals

|                            |  |   |            |
|----------------------------|--|---|------------|
| KEMA-KEUR                  |  | <a href="http://www.dekra-certification.com">http://www.dekra-certification.com</a> | 2169260.01 |
| Nominal voltage UN         |  | 250 V   |            |
| Nominal current IN         |  | 32 A  |            |
| mm <sup>2</sup> /AWG/kcmil |  | 4   |            |

|                            |  |   |          |
|----------------------------|--|---|----------|
| IECEE CB Scheme            |  | <a href="http://www.iecee.org/">http://www.iecee.org/</a> | NL-29947 |
| Nominal voltage UN         |  | 250 V   |          |
| Nominal current IN         |  | 32 A  |          |
| mm <sup>2</sup> /AWG/kcmil |  | 4   |          |

|     |  |         |
|-----|--|---------|
| EAC |  | B.01687 |
|-----|--|---------|

|                            |       |   |                 |
|----------------------------|-------|---|-----------------|
| cULus Recognized           |       | <a href="http://database.ul.com/cgi-bin/XYV/template/LISEXT/1FRAME/index.htm">http://database.ul.com/cgi-bin/XYV/template/LISEXT/1FRAME/index.htm</a> | E60425-19870911 |
|                            | B     | D   |                 |
| Nominal voltage UN         | 300 V | 300 V   |                 |
| Nominal current IN         | 30 A  | 10 A  |                 |
| mm <sup>2</sup> /AWG/kcmil | 30-10 | 30-10   |                 |

## Accessories

### Accessories

#### Insertion bridge

Insertion bridge - EBS 2- 8 - 3118151

Insertion bridge, pitch: 8 mm, number of positions: 2, color: gray



## Panel feed-through terminal block - HDFK 4 GNYE - 0707866

### Accessories

Insertion bridge - EBS 3- 8 - 3118148



Insertion bridge, pitch: 8 mm, number of positions: 3, color: gray

Insertion bridge - EBS 10- 8 - 3118135



Insertion bridge, pitch: 8 mm, number of positions: 10, color: gray

### Terminal marking

Zack marker strip - ZB 6:UNBEDRUCKT - 1051003



Zack marker strip, Strip, white, unlabeled, can be labeled with: PLOTMARK, CMS-P1-PLOTTER, mounting type: snap into tall marker groove, for terminal block width: 6.2 mm, lettering field size: 6.15 x 10.5 mm, Number of individual labels: 10

Phoenix Contact 2020 © - all rights reserved  
<http://www.phoenixcontact.com>

PHOENIX CONTACT GmbH & Co. KG  
Flachsmarktstr. 8  
32825 Blomberg  
Germany  
Tel. +49 5235 300  
Fax +49 5235 3 41200  
<http://www.phoenixcontact.com>

## X-ON Electronics

Largest Supplier of Electrical and Electronic Components

*Click to view similar products for [Pluggable Terminal Blocks](#) category:*

*Click to view products by [Phoenix Contact](#) manufacturer:*

Other Similar products are found below :

[57.404.7553](#) [57.504.0053.7](#) [57.510.0053](#) [57.910.6153](#) [01.112.1453](#) [CTB932VE/6](#) [MC 1.5/ 6-ST-3.5 GY AU](#) [ET02015000J0G](#) [734-104](#) [734-302](#) [734-304](#) [8-141-P](#) [FKCT 2.5/ 3-ST KMGY](#) [860505](#) [860508](#) [860516](#) [860810](#) [861908](#) [GBPACX-12](#) [93.731.4953.0](#) [PV05-5,08-K](#) [PVP02-5,00](#) [PVP04-3,50](#) [PVS02-5,00](#) [1-1986160-3](#) [H-10](#) [1546228-5](#) [ELFP03110](#) [ELVP03100](#) [ELXH03100](#) [ELXP041G0](#) [ELXT046G0](#) [1700101](#) [1700410](#) [1703243](#) [1703634](#) [1705229](#) [1710175](#) [1714537](#) [1717806](#) [1719600](#) [1728941](#) [1729386](#) [1734692](#) [1734795](#) [1736036](#) [1740194](#) [1740291](#) [1740628](#) [1740990](#)