



The right tool
for every application

TOOL fox

dialog with customers and partners worldwide

Phoenix Contact is a globally present,
many-based market leader. Our group
companies is synonym for future-
oriented components, systems, and
solutions in the fields of electrical
engineering, electronics, and automation.
Global network across more than
100 countries, and 15,000 employees
ensure a close proximity to our customers,
which we believe is particularly important.

A wide variety of our innovative products
makes it easy for our customers to find
tailor-oriented solutions for different
applications and industries. We especially
focus on the fields of energy, infrastructure,
transport and factory automation.





TOOL fox – The right tool for every application

As a manufacturer of professional processing and measuring tools, Phoenix Contact is your competent partner for all electrical engineering applications. The TOOL fox tool program offers products for cutting, stripping, crimping, mounting and testing. It impresses with its convenient handling and the highest quality. Cutting, stripping, and crimping devices can also be used to automate work steps.

Professional tools are a prerequisite for very good results. Our tools are about quality, precision, durability, and effectiveness.

TOOL fox offers a complete portfolio of hand tools and automatic devices for industrial use, thereby ensuring that all tasks in the process chain are performed professionally.

Contents

Quality and tool expertise	
TOOL fox	4
Cutting and universal tools	
CUTFOX/UNIFOX	14
Stripping tools	
WIREFOX	20
Portable crimping device	
CRIMPHANDY	26
Crimping tools	
CRIMPFOX	30
Ferrules, cable lugs and connectors	43
Tool sets and tool bags	52
Screwdrivers and torque screwdrivers	
SCREWFOX	58
Measuring and test devices	
TESTFOX	66
Electronics pliers	
MICROFOX	70
Automatic devices	
Cutting, stripping, and crimping devices	74
Technical information	84

Quality and tool expertise

DOL fox

Professional tools feature reliability and high performance. We produce our tools in specialized manufacturing processes in accordance with applicable standards, directives, and legal regulations.


At our manufacturing site in Sweden, we operate in a resource-saving and sustainable manner while being aware at all times of our responsibility towards the environment.

Phenix Contact tools impress with their innovative solutions, precision, and reliability.



Purchasing

Right from the procurement phase of all raw materials and components for our tools



Development

We develop innovative products that impress – our development focuses on



n
d experts deliver high-quality
comprehensive machine park and

Quality assurance

We guarantee the highest quality standards across the entire process chain. We guarantee

Advice and service

Do you need support? Our competent partners will gladly advise you in all matters

Conductors and cables

Conductors, cables, and wires serve the same purpose to carry electrical signals and energy. In everyday conversation, cables are often equated to wires, as both versions generally consist of several individual conductors that are isolated from each other. Cables, however, have increased mechanical resistance, which allows them to be used in the ground, underwater or even protected outside.

A conductor (also called wire) consists of a conductive core of copper or aluminum, in addition to insulation. Copper is preferred, due to its excellent electrotechnical properties.

The IEC/DIN EN 60228 (VDE 0295) divides conductors into 4 classes of flexibility, which classifies the basic flexibility of the conductors. The criteria for this are the individual wire diameters and the number of individual wires. A further influence on the inherent stability is the twist pitch. The twist pitch refers to the length of an individual wire that is required for a 360° rotation. The lower the twist pitch, the more rigid and compact the conductor is, and this also increases the external diameter.

In the IEC/DIN EN 60228 (VDE 0295) standard, the conductor cross sections are defined by the electric conductance or resistance values. These values are the basis for determining the maximum current carrying capacity. Geometrical data, in particular cross section tolerances, are not determined here. As a result, the actual cross section can deviate substantially from the nominal cross sections. By using copper, which today has a purity of up to 99.99%, the manufacturer is in a position to replace the actual copper cross section with one of more than 10% less. This circumstance poses a challenge in the area of crimping.

The insulation serves as a permanent divider between the individual conductors as well as a protective casing against external influences. The basic requirement from the insulation material is the greatest possible electrical resistance; however, the corresponding resulting warmth can detract from this. Today, the choice of insulation is above all plastic, in all its versions. The type and properties of the plastic decide the later possibility of use for the conductors, cables, and wires. A further criterion is the strength of the insulation. This measure has direct influence on the mechanical and electrical loading capacity. The condition of the insulation (such as hardness, durability, thickness) is furthermore decisive when choosing the right stripping tool.

Class 1: single-strand



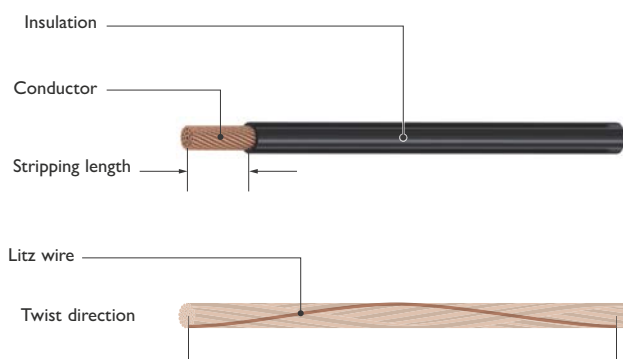
Class 2: multi-strand



Class 5: fine-strand



Class 6: extra-fine-strand



ules

ule is a useful tool in conductor ure and wiring. Using sleeves potential splicing of the individual hich allows for effective, and , reliable processing. In DIN he ferrule is defined as between 50 mm². This standard can be four parts:

blank shape without plastic sleeve crimping with and without on

conductor surrounded without on

blank shape with plastic sleeve

on to the geometrical dimensions, rials and the coloring dependent sections are the test basis of the . Furthermore, the requirements eeve, and conductors of

5, and 6 must be picked up

conductor cross sections are

via the electrical resistance levels as is the case with sleeves,

ometric dimensions. Larger

tations in the cross sections

efore possible (also refer to the

on conductors and cables). Due

here is a certain discrepancy

the sleeve and the conductor.

Contact crimping tools are

overwhelmingly designed to even

difference in capacity. In addition

to DIN, there is a French standard for ferrules, NF C 63-023. With the exclusion of coloring in some cross sections (refer to matrix), the NF is based on DIN.

UL 486 F as well as the Canadian C22.2 NO. 291-14 are new to the field of legal provisions for ferrules. These harmonized standards are also based on the DIN. However, they deal with testing and specific requirements (among others, refer to the table of extraction values). In UL 486 F, for the first time, special sleeves such as the TWIN are fixed in the standard for the two-wire connection. For certification according to the standards mentioned above, UL and CSA, comprehensive testing by the respective organization is necessary. It is not only the sleeves that are tested and certified; the entire system based on crimping tools and ferrules undergoes this process.

The most important advantages of the ferrules:

- Increased, long-term operational and contact reliability
- Time-saving further processing (especially with Push-in terminal blocks)
- Reliable connection, even with repeated re-wiring
- Reduction in cable breakages
- Easy cross section detection
- Increased vibration resistance
- Permanently low contact resistances
- Individual wires are protected (particularly for screw terminal blocks)
- Consistent clamping of screw connections

section	DIN 46228-4	UL486-F (Form E)	NF C 63-023	Special color code
mm²				Gray
mm²				Light blue
mm²			Green	Turquoise
mm²	White	White	White	Orange
mm²	Gray	Gray	Blue	White
mm²	Red	Red	Red	Yellow
mm²	Black	Black	Black	Red
mm²	Blue	Blue	Gray	Blue
mm²	Gray	Gray	Orange	Gray
mm²	Yellow	Yellow	Green	Black
0 mm²	Red	Red	Brown	Ivory
0 mm²	Blue	Blue	Ivory	Green
0 mm²	Yellow	Yellow	Black	Brown

Now UL-certified

Phoenix Contact was one of the first tool manufacturers to have ferrules in combination with crimping tools and crimping devices, such as the CF Crimphandy, certified in accordance with the new UL 486 F standard. Together with conformity with DIN 46228 (1-4), this allows us to fulfill global market requirements in the areas of quality, safety and compatibility.

Connectors

Crimp connections have been tested millions of times in all areas of industry; automotive technology, air travel, the transport industry, and in medical devices.

Connectors are also known as crimp contacts. They are available in a wide range of versions and designs.

They are divided into two main groups: large, turned connectors or contacts referred to as closed; the punched, pressed connectors or contacts are called open.

In electrical installation, these crimp connections fall under the heading solder-free electrical connections.

The scope of service as well as test specifications are described in the European standard DIN EN 60352-2.

Crimping is a joining process to permanently connect one or more conductors with a contact. A stripped conductor is inserted into the crimp zone of the contact and connected by means of a specific crimping process. This results in a durable, fixed and reliable connection that cannot be detached.

The following key groups make up the different connector types, with a large range of dimensions and conductor cross sections:

Punched, rolled contacts, hard-soldered crimped cable lugs, tubular and compression cable lugs, butt connectors, insulated crimped cable lugs, pin cable lugs, non-insulated and insulated ring cable lugs, non-insulated fork-type cable lugs, non-insulated and insulated slip-on sleeves and coaxial CATV connectors.

Crimp profiles

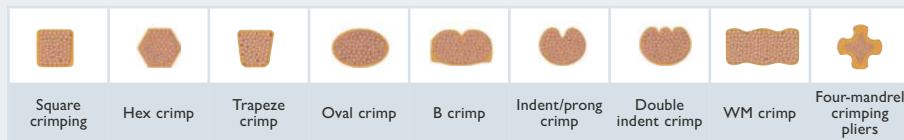
The B crimp profile is mainly used as a crimping profile for punched, rolled contacts.

Large rotated connectors or contacts mainly exhibit the following profiles in four-mandrel crimping (4/8 indent), square, oval, mandrel crimping, twin mandrel crimping, WM pressing, hexagonal (hex) with mandrel crimping, and B crimp.

Mechanical crimping pliers with a ratchet system or hydraulically actuated tools with different die sizes and crimp profiles process cross sections larger than 10 mm². In electrical, pneumatic, and electropneumatic crimping machines, depending on the machine type, square and four-mandrel profiles of up to 10 mm² are installed. For larger cross sections, such as for the charging plug, the B crimping profile is also used. Other

profiles, such as WM crimp, O crimp, indent crimp, and double indent crimp, are used for processing ferrules, tubular and compression cable lugs, and connectors up to 300 mm². The DIN 46230, DIN 46234 and DIN 46235 are used as a reference for the standard.

This time-saving, cost-effective connection method has been proven over many decades, millions of times. Getting the right version however, is a very complex task. For crimp connections in line with standards, the right interplay of the cross section of the litz wire, crimp contact, crimping tool and correct tool settings is crucial. Selecting the crimp profile depends on various parameters, such as the connector or crimp contact, the standard applicable, the area of use, and the specific connector type.



Overview crimp profiles

Conductor pull-out test

Points can be affected by forces during wiring or operation. Therefore, properly crimped connectors must offer a high degree of mechanical safety. To test the tensile load a crimped conductor is exposed to a defined, cross-sectional tensile force for a period of 60 seconds, and must withstand this load. The tensile force exerts stress on the conductor at the crimping point. Damages to the crimping point must not be a result of this test, even the maximum tensile force is tolerated, until the connection is broken.



Conductor pull-out test

	JIS type	AWG/MCM equivalent	UL 486F-A-F	IEC 60999-1/2 EN 60947-1 DIN 46228-1/4	IEC 60352-2	UL486A/B (CU)	JIS C 2805	DIN EN 61238-1 (CU)	DIN EN 61210
	-	24	0.21 mm ²	20 N	10 N	28 N			28 N
				20 N		32 N			
	-	22	0.33 mm ²	20 N	15 N	40 N			40 N
	-	20	0.52 mm ²	20 N	20 N	60 N			56 N
	-			30 N	30 N	85 N			84 N
	-	18	0.82 mm ²	30 N	30 N	90 N			
				35 N	35 N	108 N			108 N
	1.25 mm ²						100 N (200 N)		
		16	1.31 mm ²	40 N	40 N	135 N			
				40 N	40 N	150 N			150 N
	2.0 mm ²						100 N (290 N)		
		14	2.08 mm ²	50 N	50 N	200 N			
				50 N	50 N	230 N			230 N
		12	3.31 mm ²	60 N	60 N	275 N			
	3.5 mm ²						540 N		
				60 N	60 N	310 N			310 N
	5.5 mm ²						780 N		
		10	5.26 mm ²	80 N	80 N	360 N			360 N
	8 mm ²						980 N		
		8	8.37 mm ²			370 N			
				90 N	90 N	380 N		600 N	
	14 mm ²						1400 N		
		6	13.23 mm ²	100 N	100 N			960 N	
	22 mm ²						1800 N		
		4	21.15 mm ²	135 N	135 N			1500 N	
		3	26.67 mm ²			623 N			
						712 N			
	38 mm ²			190 N	190 N	801 N		2100 N	
		2	33.62 mm ²				2500 N		
		1	42.41 mm ²			890 N			
	60 mm ²					1113 N		3000 N	
		1/0	53.48 mm ²		236 N				
		2/0	67.43 mm ²		285 N		3200 N		4200 N
		3/0	85.01 mm ²		351 N			5700 N	
	100 mm ²						3900 N		
		4/0	107.22 mm ²		427 N			7200 N	
		250 MCM	127 mm ²			2003 N			
	150 mm ²	300 MCM	152 mm ²		427 N	2448 N	4100 N	9000 N	
		350 MCM	177 mm ²		503 N	2670 N		11100 N	
	200 mm ²						4400 N		
		400 MCM	203 mm ²			2893 N			

Gas tightness in crimp connections


A gas-tight crimp connection is the result of a defined crimping procedure. The wire strands in one or more conductors and a ferrule are joined into a largely homogeneous structure, with no gaps or voids. This results in a durable, reliable connection that cannot be loosened. In addition to the mechanical and electrical properties to be tested, a visual observation of the connection provides key information on the quality of the connection. To this end, grinding patterns or acquisitions are created by means of computer tomography. The density, breaking elongation, and the deformation of the individual wire strands are assessed in this way.

A correctly executed crimp procedure is fully protected from gases such as sulfur dioxide containing industrial environments, oxygen, salt spray, or other aggressive media. This prevents gas-induced corrosion during the service life of individual wire strands such that the electrical properties deteriorate as a result. The crimp connections of ferrules cannot be compared directly with connectors or cable lugs. They must be considered differently. Ferrules are used as a protective layer for class 2, 5, and 6 wires, that are flexible and highly conductive. The copper sleeve of the ferrule has a material thickness of 0.15 to 0.2 mm. It is significantly thinner than the thickness of cable lugs, for example. If the material thickness of a ferrule with a conductor cross section of 2.5 mm² has a material thickness of 0.3 mm, the material thickness of a comparable cable lug is 0.5 mm. DIN 46228 (parts 1-4) describes the mechanical testing and the envelope dimension check as of 2.5 mm² for class 5 wires in accordance with DIN 46228 for the crimping of ferrules. The electrical properties are evaluated together with the later application of the connection, e.g. within a terminal block. In harsh environments, corrosion-free contact areas are a real prerequisite for low resistance and therefore high performance connections. For this reason, the secure positioning of the connection at the terminal point must be ensured. The impact of aggressive media on the

DIN EN 60947-7-1 must not exceed a value of 3.2 mV before or after the test, nor must it exceed 1.5 times the value measured at the start of the test.

In a gas-tight connection, it is assumed that the test object fulfills requirements of a test in a condensation changing climate with an atmosphere containing sulfur dioxide in accordance with DIN 50018 (AHT 2.0 S). This test consists of storage in a condensation changing climate with changing air humidity and temperatures. In the first test section, the test object is exposed to an SO₂ volume concentration of 0.67% at a temperature of 40°C and a humidity of approx. 100% for 8 hours. After this test, the test objects are left to dry for 16 hours with the door open. This cycle is executed twice before the test objects are assessed.


When used correctly at contact points, Phoenix Contact crimping tools, ferrules, and connectors achieve a permanent gas-tight connection that cannot be impaired even by aggressive substances. Even aggressive media do not impact this connection.



View lengthways through the crimp



View vertically through the crimp



Micrograph

V tests in accordance with EN 60900

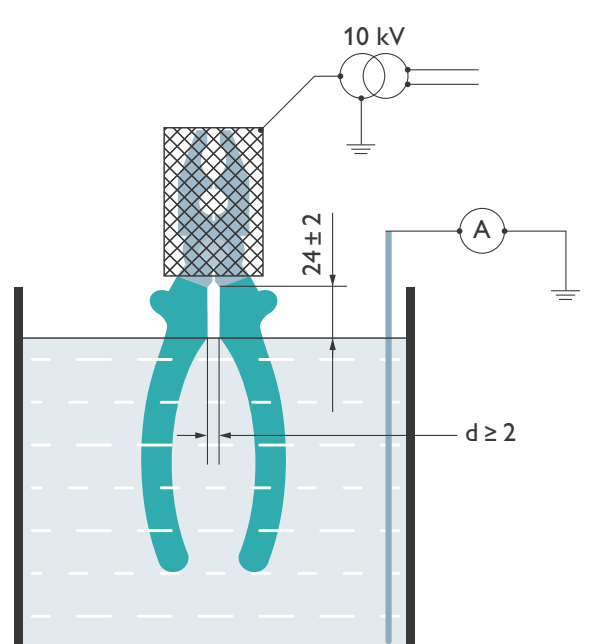
strict safety regulations for working with live parts up to 1000 V AC and 1500 V DC, VDE-insulated tools take on a special role in addition to general safety regulations. The IEC 60900 international standard places the highest requirements on VDE-insulated tools. In addition to the requirements in terms of geometry and dimensions, the properties of the insulation material are above all defined. Comprehensive tests complete the type proofing of the condition of the insulation. The inscriptions undergo a visual test. The impact test checks the resistance of the insulation layer against impacts. The tests, such as flaking or cracks cannot occur, even at lower temperatures (depending on category, from -25°C or -40°C). The indentation test (semi-sphere with 2 mm diameter), the insulation is tested at 70°C with 20 N for 2 hours. During the testing, the test point must not undergo any electrical disruptive discharge, arcing or sparkover over a period of 30 minutes while a voltage of 5 kV is applied (r.m.s. value).

In dielectric tests, pre-conditioned tools (water bath or humid storage) are exposed to a voltage test. A voltage of 10 kV is applied for three minutes. The discharge current must be less than 1 mA per 200 mm coating length of the hand tool. Further tests are based on the adhesion strength of the insulation coating, the inscriptions' resistance to chemicals, and the combustion behavior. The positive outcome of the type proofing of a tool forms the basis for using the VDE logo, in conjunction with IEC 60900. Regular checks on the production sites and test points are also made through the respective VDE approval point. As part of these, among other things: Random product samples are taken from ongoing production and assessed. The manufacturer carries out comprehensive testing during production that ensures that all of the requirements of the IEC 60900 are adhered to. The last hurdle is the test for electric strength. Each tool is tested at 10,000 V AC. Only after passing this test can a tool be referred to as VDE-certified and released for sale.



Marking of a VDE tool. The letter "C" indicates the possible use at low temperatures

The VDE-insulated and correspondingly marketed tools from Phoenix Contact provide the user with high quality and the greatest possible degree of safety when working with live parts up to 1000 V AC and 1500 V DC.



Cutting

Cable processing starts with the trimming or cutting of the conductor cable.

Conductors and cables in a wide range of sizes, shapes, and insulation can only be processed professionally and permanently with high-quality tools. Optimum leverage and ergonomics ensure that you only need to apply low manual force to generate maximum force in the cutting area.


When it comes to cutting conductors and cables in the upper cross section range up to 400 mm², ratchet-driven cable cutters are the solution. Here, the finely stepped ratchet drives also keep the required manual force to a minimum.

In various versions, with direct and indirect force transmission, feature special cutting geometries which help to ensure ease of movement and can be relied upon to produce burr-free right-angle cuts. Unintentional deformation of the conductor is thereby prevented. The cutting method described above, which is also known as shear cutting, is listed under the generic term "splitting" in DIN 8588. The two

blades move toward and past one another and cut (shear) the material without burring.

Bite cutting involves two wedge-shaped blades which move toward one another to cut the material. The wedge angle set for the blades is deliberately large and therefore stable. In addition to the hardening of the entire tool, the cutting area is subsequently hardened again inductively. This makes it possible to sever even extremely hard materials such as piano wire and spring steel with a tensile strength of up to 2300 N/mm² without damaging the tool. Bite cutting is suitable only to a limited extent for cutting through cables and lines.

When used appropriately, the CUTFOX cutting tools from Phoenix Contact can be relied upon for long-term stability and permanently consistent results.



Shear cutting



Bite cutting

Stripping

Stripping is the next step in the manufacturing process for creating a cable crimp connection. In this case, a distinction is made between stripping and dismantling.

Stripping is used as a generic term as well to describe the removal of insulation on conductors up to 16 mm².

Dismantling describes the stripping process for large conductor cross sections with multi-strand or multi-layered conductors and cables.

Insulation can be removed professionally and quickly using the right stripping or dismantling tool. The length of insulation to be removed varies depending on the terminal point and connector. This is set by means of adjustable limit stops and ensures consistent stripping lengths.

When the insulation is removed, ensure that the individual wires inside and the braided shield are not damaged. The remaining

and color changes in the insulation material are permitted. Further faults that need to be prevented are stipulated in DIN IEC 60352-2.

Blade geometries suitable for the application in question are used to process special insulation materials. V blades are used for both hard (e.g. Teflon/RADOX®) and soft rubber insulations (silicone). In contrast to the straight blade geometry, V blades cut the insulation all the way around, thereby reducing the tear-off force.

Phoenix Contact provides a wide range of dismantling and stripping tools for convenient, safe processing of different conductors, cables, and wire types.



Correctly stripped conductor in accordance with DIN IEC 60352-2



Crimping, pressing, crushing

Crimping describes the joining of the contact and conductor mechanically.

In addition to crimping, two further terms are used, based on standards. The type of connection plays a decisive role here. Depending on the type of contact, a distinction can be made between:

Crimping, for insulated cable lugs

Pressing, for ferrules, non-insulated cable lugs, and similar enclosed components.

When blade connectors are being processed, for example, this is called **crushing**.

There are a number of important points to be observed to establish a reliable connection between contact and conductor:

- The conductor must be processed correctly
- The conductor and the contact must be compatible
- The conductor must be positioned correctly in the contact
- Select the correct crimping tool
- The conductor and contact are placed in the designated die nest of the pliers


Professional crimping pliers are always equipped with a releasing pressure lock. They unlock as soon as the required crimping pressure is attained. This rules out the possibility of too little pressure. This guarantees the user a constant crimping result with maximum pull-out values.

Automatic or semi-automatic crimping machines are often used when large numbers of contacts need to be processed.

The DIN EN 60352-2 and DIN EN 60999-1 standards are among the references used to subsequently assess crimping results. In addition to a variety of electrical and mechanical tests, conductor pull-out tests are the decisive criterion.

All tools in the CRIMPFOX series from Phoenix Contact are adjusted and tested according to the applicable standards. These tools ensure long-term stable, gas-tight crimping.

We recommend checking the crimp quality every 5000 cycles or once per year, using suitable, calibrated test equipment.



Cutting and universal tools

CUTFOX/UNIFOX

In the CUTFOX range, Phoenix Contact offers the perfect cable cutter for every application. You receive different versions for processing cables up to 100 mm in diameter.

The UNIFOX range covers a wide variety of tools for different applications: from universal tools, which combine several functions, and cable binder tools to cable cutters - we offer a whole host of solutions.

Convenient and easy

The tools of the CUTFOX and UNIFOX product ranges feature comfortable handling and the highest quality:

Durable, thanks to specially hardened and tempered blades

Minimum effort, thanks to optimum leverage and cutting geometry

Versatile use due to a wide range of products and multifunctionality





Force transmission

Due to the ratchet mechanism, you only need to apply very low force, even for large



One tool for two assembly steps

Cable binder tools tension and cut cable binders in a single step. If the tension force



VDE-tested safety

The comprehensive range of VDE-tested combination tools ensures all applications are

CUTFOX cutting tools

Cable cutters

Due to their special cutting geometry, the cable cutters provide optimum results. Ergonomically designed handles prevent fatigue when working.


			
Order No.	CUTFOX-ES 1212621	CUTFOX 12 1212128	CUTFOX 18 1212129
Order (cross section)	For Kevlar fibers and braided shield 1.5 mm ² solid and 6 mm ² stranded	For stranded Al/Cu wires up to 12 mm Ø (up to 35 mm ²)	For stranded Al/Cu wires up to 18 mm Ø (up to 50 mm ²)

These cutters meet the applicable VDE standards and are therefore safe, even if live conductors and cables are cut.




			
Order No.	CUTFOX 16 VDE 1212126	CUTFOX 25 VDE 1212127	CUTFOX-LB VDE 1212527
Order (cross section)	For stranded Al/Cu wires up to 16 mm Ø (up to 50 mm ²)	For stranded Al/Cu wires up to 25 mm Ø (up to 70 mm ²)	For stranded Al/Cu wires up to 50 mm Ø (up to 6 mm x 16 mm x 0.8 mm)

Large cable cutters

Two-hand ratchet cable cutters with ratchet for minimum effort, unlockable, for cutting copper minimum up to 100 mm in diameter (1400 mm²) without crushing.

			
Order No.	CUTFOX 45 1212132 CUTFOX 52 1212133	CUTFOX 62 1212134	CUTFOX 100 1212135
Order (cross section)	For stranded Al/Cu wires up to 45 mm Ø (up to 300 mm ²), up to 52 mm Ø (up to 300 mm ²)	For stranded Al/Cu wires up to 62 mm Ø (up to 750 mm ²)	For stranded Al/Cu wires up to 100 mm Ø (up to 1400 mm ²)

Large cable cutters from Phoenix Contact are ideal for heavy use, thanks to their sturdy design.

			
Order No.	CUTFOX 25 1212130	CUTFOX 35 1212131	CUTFOX 50 STEEL 1212526
Order (cross section)	For stranded Al/Cu wires up to 25 mm Ø (up to 185 mm ²)	For stranded Al/Cu wires up to 35 mm Ø (up to 300 mm ²)	For stranded Al/Cu wires - 50 mm Ø (300 mm ²), stranded steel cable - 12 mm Ø

Special cutting tools

The CUTFOX FBS cutting tool is suitable for cutting individual bars from FBS... plug-in bridges from the FBS complete terminal block range.

These bridges can be cut to length with the CUTFOX FBS without crushing them.

		
--	---	---

CUTFOX cutting tools

Diagonal cutters

Diagonal cutters with inductively hardened cutting edges ensure long-term stable cutting and therefore a clean cut, for both soft and hard wire.

Order No.		 1000 V AC/ 1500 V DC		 1000 V AC/ 1500 V DC		 1000 V AC/ 1500 V DC
	CUTFOX-S VDE	1212207	CUTFOX-SP VDE	1212206	CUTFOX-SP BOLT VDE	1212831
	CUTFOX-S VDE M	1212830				

SE diagonal cutters are slightly angled for convenient use. The LM version is a special tool for cutting, bending, stripping and crimping.

Order No.					
	CUTFOX-SE	1212832	CUTFOX-SE LM	1212833	

CUTFOX universal tools







Combination pliers

Combination pliers are available in an ergonomic, angled form with spring reset, with gripping surfaces, integrated M8 - M10 ring

Order No.		 1000 V AC/ 1500 V DC		 1000 V AC/ 1500 V DC		 1000 V AC/ 1500 V DC
	UNIFOX-C VDE	1212202	UNIFOX-C VDE M	1212834	UNIFOX-CE VDE	1212203

Flat-nose pliers, flat-nose and round-nose pliers

Flat-nosed UNIFOX-PE VDE has an ergonomic form and a locking device. The stripping edge is suitable for ferrules from 1.5 to 2.5 mm². The integrated M8 ... M10 ring key make the tool

Order No.		 1000 V AC/ 1500 V DC		 1000 V AC/ 1500 V DC		 1000 V AC/ 1500 V DC
	UNIFOX-P VDE	1212204	UNIFOX-PC VDE	1212205	UNIFOX-PE VDE	1212529

The gripping surfaces of the flat-nosed and round-nose pliers are notched in order to grip workpieces without damaging them.

SR 6 pliers are designed for assembling electrical contacts.

Order No.		 1000 V AC/ 1500 V DC		 1000 V AC/ 1500 V DC		
	UNIFOX-F VDE	1212363	UNIFOX-R VDE	1212364	UNIFOX SR 6	1200137

UNIFOX universal tools

Water/water pump pliers

Textured gripping surfaces of the UNIFOX-WP ensure optimum grip.

UNIFOX-WRENCH has flat gripping surfaces to avoid slipping on the surfaces.



Order No.	UNIFOX-WP	1212365	UNIFOX-WRENCH	1212835
-----------	------------------	-------------------------	----------------------	-------------------------

Blind rivet pliers

UNIFOX-RVT M blind rivet pliers

These pliers have a compact, ergonomic, and angled body, and are suitable for the following rivet diameters:

2 mm, 4 mm, and 4.8 ... 5.0 mm

UNIFOX-HP punch pliers

Steel-plated punch pliers are equipped with a round punch of 2 mm in diameter. The jaw depth is 30 mm.



Order No.	UNIFOX-RVT M	1212476	UNIFOX-HP	1212625
-----------	---------------------	-------------------------	------------------	-------------------------

Order No.	UNIFOX-RVT M	1212476	Aluminum/steel rivets	UNIFOX-HP	1212625
			RVT-AL/ST 2,4L/8		3240548
			RVT-AL/ST 3/6		3240504
			RVT-AL/ST 3/8		3240505
			RVT-AL/ST 3/10		3240506
			RVT-AL/ST 3/12		3240507
			RVT-AL/ST 3,2/6		3240509
			RVT-AL/ST 3,2/8		3240510
			RVT-AL/ST 3,2/10		3240511
			RVT-AL/ST 3,2/12		3240512
			RVT-AL/ST 4/6		3240513
			RVT-AL/ST 4/8		3240514
			RVT-AL/ST 4/10		3240515
			RVT-AL/ST 4/12		3240516
			RVT-AL/ST 4/14		3240517
			RVT-AL/ST 4,8/6		3240518
			RVT-AL/ST 4,8/8		3240519
			RVT-AL/ST 4,8/10		3240520
			RVT-AL/ST 4,8/12		3240521
			RVT-AL/ST 4,8/14		3240553
			RVT-AL/ST 4,8/16		3240522
	UNIFOX-RVT M/BIT 2,4 L	1212477			

Cable binder tools

These tools cut and crimp cable binders in one step with the continuously adjustable tension force is set by a scale in the handle area. If the tension force is set, the remainder is automatically severed for a clean cut.



DX cutting tools

Duct cutters

Duct cutters can easily cut through ducts and cables up to 50 mm wide. The universal limit stop allows for both right-angled and bevel cuts.




The cable duct cutter cuts ducts and covers up to 50 mm wide and 2.5 mm thick without burring in.

		
Order No. CUTFOX-CD 1212474	PPS CD M 1207569	
blade	PPS CD BLADE 1207572	
counter support	PPS CD M COHO 1208995	
limit stop 90°	CUTFOX-CD/ES 90 1200289	

Drilling tools

PPS is a lightweight profile cutter.

PPS BASIC... and PPS CLASSIC... can be fitted with different bits for round and elongated holes. PPS has a quick change mechanism is the best choice when formats are changed on a frequent basis.

		
Order No.	PPS STANDARD M 1206175	PPS CLASSIC M 1206243
	With metric measuring rail	With metric measuring rail
Order No.	PPS BASIC I/M 1207585	PPS STANDARD I/M 1206230
	With inch/metric measuring rail	With inch/metric measuring rail
	For standard DIN rails	Each for standard DIN rails
	NS 15/NS 35/7,5/NS 35/15/NLS-CU 3/10	NS 15/NS 32/NS 35/7,5/NS 35/15
		NLS-CU 3/10 and two hole punches
		NLS-CU 3/10 and two hole punches

for elongated holes (lengthways)

PPS-ST (3,5 x 12) L	1203563
PPS-ST (4,5 x 12) L	1203534
PPS-ST (5,5 x 12) L	1202603
PPS-ST (6,5 x 15) L	1202593

for elongated holes (vertical)

PPS-ST (3,5 x 12) Q	1203550
PPS-ST (4,5 x 12) Q	1203547
PPS-ST (5,5 x 12) Q	1203411
PPS-ST (6,5 x 15) Q	1203408

for round holes

PPS-ST (3,8)	1204892
PPS-ST (4,3)	1202616
PPS-ST (5,3)	1202629
PPS-ST (6,4)	1202632
PPS-ST (7,0)	1204889
PPS-ST (8,4)	1202726

under

to an existing hydraulic system

PPS HYDRAULIC CYL	1208924
--------------------------	---------

stripping tools WIREFOX

WIREFOX product range provides the
best tool for every form of stripping.
WIREFOX precision tools impress with
ergonomic design and specially
sharpened blades with special geometries.

Efficient, fast, and clean stripping

Strip all types of conductor with
standard or special insulation quickly and
cleanly.

Broad field of application, thanks to
multifunctional design

Fatigue-free and non-slip handling,
thanks to the ergonomic handle design

Durable, thanks to high-quality
components and materials






Safe stripping

CUTFOX stripping tools can strip cables with standard or



Easy blade replacement

The construction of the pliers allows the blade cassettes to be replaced with ease.




Multi-stage stripping

The CUTFOX-D CX stripping tools enable multi-stage stripping of coaxial cables in a

WIREFOX stripping tools

Stripping pliers for conductors and cables

WIREFOX stripping pliers feature an automatic adjustment system for a wide range of different types of insulation and conductor diameters. Particularly useful are the standard wire cutter and the flexibly adjustable limit stop for stripping length.



Order No.	WIREFOX 10	1212150	WIREFOX-E 10	1212706	WIREFOX 16	1212155
User engraving upon customer request	WIREFOX 10 CUS	1212760			WIREFOX 16 CUS	1212761
Conductor [mm ²]/AWG	0.02 ... 10/34 ... 8		0.02 ... 10/34 ... 8		4 ... 16/12 ... 5	
Stripping length up to ... [mm]	18		18		18	
Insulation type	Default		Default		Default	
Cutter solid/stranded [mm ²]/AWG	1.5/16/10/8		1.5/16/10/8		1.5/16/12/8	
Accessories						
Replacement blade	WIREFOX 10/SB	1212152	WIREFOX 10/SB	1212152	WIREFOX 16/SB	1212153
Replacement limit stop	WIREFOX 10/WS	1200285	WIREFOX 10/WS	1200285	WIREFOX 10/WS	1200285
Replacement clamping jaws	WIREFOX 10/CJ	1200286	WIREFOX 10/CJ	1200286	WIREFOX 16/CJ	1200287

The dies are compatible with all types of pliers and can be replaced in just a few steps. Basic pliers therefore have a wide range of applications.



Order No.	WIREFOX-E 16	1212707	WIREFOX 4	1212156	WIREFOX-E 4	1212704
User engraving upon customer request			WIREFOX 4 CUS	1212762		
Conductor [mm ²]/AWG	4 ... 16/12 ... 5		0.1 ... 4/28 ... 12		0.1 ... 4/28 ... 12	
Stripping length up to ... [mm]	18		18		18	
Insulation type	Default		Special insulation, e.g. PTFE		Special insulation, e.g. PTFE	
Cutter solid/stranded [mm ²]/AWG	1.5/16/10/8		1.5/16/10/8		1.5/16/10/8	
Accessories						
Replacement blade	WIREFOX 16/SB	1212153	WIREFOX 4/SB	1212151	WIREFOX 4/SB	1212151
Replacement limit stop	WIREFOX 10/WS	1200285	WIREFOX 10/WS	1200285	WIREFOX 10/WS	1200285
Replacement clamping jaws	WIREFOX 16/CJ	1200287	WIREFOX 10/CJ	1200286	WIREFOX 10/CJ	1200286

WIREFOX pliers allow for a fatigue-free and non-slip grip thanks to the ergonomic handle design. The new WIREFOX-E versions offer an ergonomic design for use at the workbench.



Order No.	WIREFOX 6SC	1212158	WIREFOX-E 6SC	1212705		
User engraving upon customer request	WIREFOX 6SC CUS	1212763				
Conductor [mm ²]/AWG	1.5 ... 6/16 ... 10		1.5 ... 6/16 ... 10			
Stripping length up to ... [mm]	18		18			
Insulation type	Short-circuit-proof cond., rubber insulation		Short-circuit-proof cond., rubber insulation			
Cutter solid/stranded [mm ²]/AWG	1.5/16/10/8		1.5/16/10/8			
Accessories						
Replacement blade	WIREFOX 6SC/SB	1212314	WIREFOX 6SC/SB	1212314		
Replacement limit stop	WIREFOX 10/WS	1200285	WIREFOX 10/WS	1200285		
Replacement clamping jaws	WIREFOX 10/CJ	1200286	WIREFOX 10/CJ	1200286		

WIREFOX stripping tools

Stripping pliers for sensor/actuator cables

Sensor/actuator (SAC) cables can be stripped conveniently and easily with the WIREFOX tools. The specially shaped blade prevents damage to the conductors inside.



Order No.	WIREFOX 16-1	1212157	WIREFOX SAC	1212623	WIREFOX SAC-1	1212757
Cable diameter [mm]	6 ... 16 mm ² /23 AWG; 10 ... 5		4.4 ... 7		3.2 ... 4.4	
Stripping length up to ... [mm]	Any		Any		Any	
Use	Default		SAC cables		SAC cables	
Blade	WIREFOX 16-1/SB	1204944	WIREFOX SAC/SB	1200282	WIREFOX SAC-1/SB	1200283

Stripping pliers for AS-Interface flat-ribbon conductors

WIREFOX ASI and WIREFOX FC are ideal for fast stripping of flat-ribbon conductors. The WIREFOX ASI is specially geared towards the AS-Interface cutouts, cable tap-offs, and shield connections. It can be implemented easily and quickly with WIREFOX D SHIELD.



Order No.	WIREFOX ASI	1212154	WIREFOX FC	1212619	WIREFOX-D SHIELD	1212172
Use	AS-Interface flat-ribbon conductor		Flat-ribbon conductors			
Stripping length [mm]	Any		Any, stripping width up to 12 mm			
Stripping length [mm]					8 ... 9	
Insulation thickness [mm]					1.2	
Blade	WIREFOX ASI/SB	1208076	WIREFOX FC/SB	1200284		

Stripping pliers for cable cutouts and shield connections

Ergonomically shaped WIREFOX 2,5 ensures perfect results, thanks to the special lamellar blades. It is equipped with a cutter and length stop.



Order No.	WIREFOX 2,5	1212368		
Cable [mm ²]/AWG	0.08 ... 2.5/28 ... 14			
Stripping length up to ... [mm]	15			
Use	Default			
Cable solid/stranded [mm ²]/AWG	2.5/14/6/10			
Blade	WIREFOX 2,5/SB	1212369		
Limit stop	WIREFOX 2,5/WS	1212370		

WIREFOX stripping tools

Stripping pliers

WIREFOX-MP VDE is a multifunctional tool which is suitable for both the stripping and dismantling of installation cables, e.g. NYM. The VDE-insulated stripping pliers allow the user to process the conductor and cable quickly and easily.



1000 V AC/
1500 V DC



1000 V AC/
1500 V DC

Order No.	WIREFOX-MP VDE	1212528	WIREFOX 10 VDE	1212366
Conductor [mm ²]/AWG	0.2 ... 10/24 ... 8		0.2 ... 10/24 ... 8	
Stripping length up to ... [mm]	20		20	
Insulation type	Default		Default	

WIREFOX stripping tools

Stripping tools for dismantling

WIREFOX-D 11 stripping tool strips single and multi-core signal, control, and fiberglass cables up to 11 mm diameter and 1 mm thick precisely and repeatedly. The blades are made quickly and with high precision.



Order No.	WIREFOX-D 11	1212160		
Conductor/cable diameter [mm]	2.5 ... 11			
Insulation thickness [mm]	1.0			
Stripping length [mm]	Any			
Replacement blade	WIREFOX-D 11/SB	1212312		

WIREFOX-D SR 6 is ideal for use with MC 3,4 and MC 4,4 contacts, while the WIREFOX-D SR 6-1 is suitable for CLIX field plugs. The WIREFOX-CX 6,35 is a compact tool for CATV type F. The compact tools are easy and easy to use. The WIREFOX-D SR... are suitable for processing short-circuit-proof conductors.



Order No.	WIREFOX-D SR 6	1212507	WIREFOX-D SR 6-1	1212511	WIREFOX-CX 6,35	1212733
Conductor [mm ²]	2.5 ... 6		2.5 ... 6		RG 59 and RG 6	
Stripping length [mm]	8.5		15		6.35	
Insulation type	Solar/rubber		Solar/rubber		Coaxial	

WIREFOX stripping tools

Stripping tools for dismantling

WIREFOX-D 13 stripping tool, round cables of 3 x 1.5 mm² up to 5 x 2.5 mm² can be stripped quickly and easily. The shape of the tool is ideal for application directly in the distribution and is equipped with a longitudinal and round blade as well as with a stripping range for round cables from 0.2 to 4 mm². It also has a sliding knife.



Order No.	WIREFOX-D 13	1212162	
Cable diameter [mm]	8 ... 13		
Cable diameter [mm ²]	0.2 ... 4		

WIREFOX-D 16 and WIREFOX-D 28 strip cables with standard and special diameters in a diameter range from 4 to 16 or 8 to 28 mm. They can be stripped precisely with these tools. The WIREFOX-D 16 is mainly used for processing FO cables.



Order No.	WIREFOX-D 16	1212173	WIREFOX-D 28	1212174
Cable diameter [mm]	4 ... 16		8 ... 28	

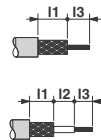
WIREFOX-D 40 strips conductors and cables with diameters of up to 40 mm. The swivel blade can make round, longitudinal, and spiral cuts. The special geometry and the special operating principle allow for long-term use and make the tool a problem solver for all insulations.



Order No.	WIREFOX-D 40	1212161	
Cable diameter [mm]	4.5 ... 40		
Blade thickness [mm]	4.5		
Blade	WIREFOX-D 40/SB	1212313	

Stripping tools for multi-stage dismantling of coaxial cables

WIREFOX-D CX ... stripping tools allow you to perform multi-stage stripping of coaxial cables with diameters of 5 to 7.5 mm in a single step. The cable is precisely stripped, thanks to the central fine adjustment of the blade. The blade cassettes are compatible with the WIREFOX-D CX-1 tool and are therefore interchangeable.



Order No.			Accessories - replacement blade	
Cable diameter l1 = 6.0 mm	WIREFOX-D CX-1	1212163	WIREFOX-D CX-1/SB	1212303
Cable diameter l1 = 9.2 mm	WIREFOX-D CX-2	1212164	WIREFOX-D CX-2/SB	1212304
Cable diameter l1 = 12 mm	WIREFOX-D CX-3	1212165	WIREFOX-D CX-3/SB	1212305
Cable diameter l1 = 6.8 mm	WIREFOX-D CX-4	1212166	WIREFOX-D CX-4/SB	1212306
Cable diameter l1 = 5.5 mm and l2 = 5.5 mm	WIREFOX-D CX-5	1212167	WIREFOX-D CX-5/SB	1212307

Portable crimping device CRIMPHANDY



Additional conductor preparation involves multiple work steps, two tools and a lot of effort. The CRIMPHANDY from Phoenix Contact revolutionizes this process: Only one tool, one work step and time savings of around 75%.

CRIMPHANDY is a portable hand-held device for stripping conductors and crimping ferrules in one step, which takes less than two seconds. Automatic monitoring functions ensure optimum, consistent quality crimping every time.

Now UL-certified

Phoenix Contact was one of the first tool manufacturers to have ferrules in combination with crimping tools and crimping devices, such as the CRIMPHANDY, certified in accordance with the UL 486F standard. Together with conformity with DIN 46228 (1-4), this allows us to fulfill global market requirements in the areas of quality, safety and compatibility.





Stripping
Operation is nearly impossible, the automatic stripping and crimping



Uninterrupted work
An integrated magazine contains ferrules in strip form. Its automatic feed enables





Cutting
The CRIMPHANDY CUTTER lets you cut conductors to the right length correctly and

CRIMPHANDY portable crimping device

CRIMPHANDY

CRIMPHANDY represents innovation for switchgear crimping. You can strip and crimp your conductors in two seconds using this portable hand-held device. It saves up to 65% less time than before. The CRIMPHANDY device offers you with its easy, effortless handling, which helps to reduce stress on your joints, muscles and tendons. The compact lightweight is ideal for mobile use in the field. Up to 2000 crimping operations can be performed. Thanks to the high-performance lithium-ion polymer battery. Automatic cross section monitoring prevents faulty crimping as a result of incorrect conductor sizes. The detachable waste receptacle catches the discarded conductor. It thereby helps to ensure a clean working environment.



Order No.	CF CRIMPHANDY 0,5	1212463	CF CRIMPHANDY 0,75	1212464	CF CRIMPHANDY CUTTER	1212520
Weight [kg]	0.43		0.43			
Conductor cross section [mm ²]	0.5		0.75		0.5 - 1.5	
Crimping cycle [s]	< 2		< 2			
Crimping type	Square crimp		Square crimp			
Dimensions W x H x L [mm]	43 x 70 x 205		43 x 70 x 205			
Description	<p>Portable hand-held device, battery-powered, for processing taped ferrules with function end, suitable for PVC insulated conductors (H05V-K), incl. battery, charger, CUTFOX 12 cable cutter, service tool for troubleshooting, and one strip of ferrules, packed in a robust case.</p>				<p>Cutting unit, for CF CRIMPHANDY..., for stranded copper wires from 0.5 ... 1.5 mm², incl. receptacle tray.</p>	
Ferrules, with function end, 8 mm, with plastic coating in accordance with DIN 46228-4: 1990-09 and UL 486F, UL-certified, white, 50 pieces per strip, 20 pcs./pkt.						
Conformance with DIN 46228-4 and UL 486F			AI 0,75-8 GY-S		1212522	
Conformance with NF C63-023			AI 0,75-8 BU-S		1212785	
Special color			AI 0,75-8 WH-S		1212783	
In acc. with DIN 46228-4, UL 486F, NF C 63-023	AI 0,5-8 WH-S				1212521	
Special color	AI 0,5-8 OG-S				1212784	
Accessories						
Replacement charger for CF CRIMPHANDY..., 100-240 V	CF CRIMPHANDY/CHARGER		CF CRIMPHANDY/CHARGER			
	1212519		1212519			
Service tool, for CF CRIMPHANDY..., to rectify	CF CRIMPHANDY 0,5/SERVICE-TOOL		CF CRIMPHANDY 0,75/SERVICE-TOOL			
	1212787		1212786			

CRIMPHANDY portable crimping device

CF CRIMPHANDY



Available cutting unit provides a function of cutting the conductors to length with the device.

Automatically fed in, enabling multiple crimps to be crimped one after another without the need for a separate magazine. The sleeves in strip form are inserted via the magazine.

The device can be reloaded within a matter of seconds. The sleeves with function end prevent incorrect crimping.

The crimp mold is particularly suited to the crimping of terminal blocks from the CLIPLINE complete system: connection terminal blocks, ST spring-cage terminal blocks, PT Push-in connection terminal blocks and COMBI pluggable connection terminal blocks.



Order No.	CF CRIMPHANDY 1,0	1212465	CF CRIMPHANDY 1,5	1212466	CF CRIMPHANDY/ACCU	1212518
[kg]	0.43		0.43			
[mm ²]	1.0		1.5			
[s]	< 2		< 2			
	Square crimp		Square crimp			
W x H x L	[mm] 43 x 70 x 205		43 x 70 x 205			
	Portable hand-held device , battery-powered, for processing taped ferrules with function end, suitable for PVC insulated conductors (H05V-K/H07V-K), incl. battery, charger, CUTFOX 12 cable cutter, service tool for troubleshooting, and one strip of ferrules, packed in a robust case.				Replacement battery , for CF CRIMPHANDY..., Li-ion 7.4 V, 0.68 Ah	
						
			AI 1,5-8 BK-S	1212524		
			AI 1,5-8 RD-S	1212781		
	AI 1,0-8 RD-S	1212523				
	AI 1,0-8 YE-S	1212782				
	CF CRIMPHANDY/CHARGER	1212519	CF CRIMPHANDY/CHARGER	1212519		
	CF CRIMPHANDY 1,0/SERVICE-TOOL	1212759	CF CRIMPHANDY 1,5/SERVICE-TOOL	1212708		

Crimping tools

CRIMPFOX

extensive CRIMPFOX product range
s the professional user a new
ation of crimping pliers. A special
r transmission principle reduces the
nt of force required by up to 30%.
optimum handle geometry also makes
ght and comfortable working. The
rated pressure lock ensures long-term
e, high-quality, gas-tight crimping.

Professional crimping

Mechanical crimping pliers can be used to crimp all
types of contact safely and effortlessly.

Easy and convenient handling, thanks to the
ergonomic handle design

Durable, thanks to high-quality components and
premium materials

Process-reliable, thanks to the integrated pressure
lock

The optimum leverage allows for an effortless
application





pliers for every application
on the area of application, you
between tools with lateral or



High-quality crimping
Precise dies and an integrated pressure lock
ensure long-term stable, gas-tight crimping.



One for all
With their easily interchangeable dies, the
CRIMPEOX series of universal crimping


Overview of crimping tools for ferrules, connectors, and more

Tools for insulated and non-insulated contacts




Crimping tool designation	Order No.	Conductor cross section [mm ²]	Conductor cross section [AWG]	Page
CRIMPFOX 2,5-M	1212719	0.25 ... 2.5	24 ... 14	34
CRIMPFOX 6	1212034	0.25 ... 6	24 ... 10	34
CRIMPFOX 6-M	1212720	0.25 ... 6	24 ... 10	34
CRIMPFOX 6S-F	1212043	0.5 ... 6	20 ... 10	34
CRIMPFOX 6T	1212037	0.25 ... 6	24 ... 10	34
CRIMPFOX 6T-F	1212038	0.25 ... 6	24 ... 10	34
CRIMPFOX 10	1212721	4 ... 10	12 ... 8	34
CRIMPFOX 25R	1212039	10 ... 25	8 ... 4	34
CRIMPFOX 50R	1212041	35 ... 50	2 ... 1	34
CRIMPFOX CENTRUS 6S	1213144	0.14 ... 6	26 ... 10	34
CRIMPFOX CENTRUS 10S	1213154	0.14 ... 10	26 ... 8	34
CRIMPFOX CENTRUS 6H	1213146	0.14 ... 6	26 ... 10	34
CRIMPFOX CENTRUS 10H	1213156	0.14 ... 10	26 ... 8	34
CRIMPFOX 16R TWIN	1212845	2 x 6, 10, 16	2 x 10, 8, 4	34

Tools for lugs and connectors




Crimping tool designation	Order No.	Conductor cross section [mm ²]	Conductor cross section [AWG]	Page
CRIMPFOX-RCI 1	1212055	0.14 ... 1	26 ... 18	35
CRIMPFOX-RCI 1-M	1212727	0.14 ... 1	26 ... 18	35
CRIMPFOX-RCI 2,5	1212053	0.5 ... 2.5	20 ... 14	35
CRIMPFOX-RCI 2,5-M	1212728	0.5 ... 2.5	20 ... 14	35
CRIMPFOX-RCI 6	1212057	0.5 ... 6	20 ... 10	35
CRIMPFOX-RCI 6-M	1212730	0.5 ... 6	20 ... 10	35
CRIMPFOX-RCI DIN 6	1212729	0.5 ... 6	20 ... 10	35
CRIMPFOX-RCI 6-1	1212059	0.5 ... 6	20 ... 10	35
CRIMPFOX-HS 6 (shrink connector)	1212722	0.5 ... 6	20 ... 10	35

Tools for insulated cable lugs




Crimping tool designation	Order No.	Conductor cross section [mm ²]	Conductor cross section [AWG]	Page
CRIMPFOX RC 2,5	1212063	0.75 ... 2.5	22 ... 14	36
CRIMPFOX-RC 2,5-M	1212723	0.75 ... 2.5	22 ... 14	36
CRIMPFOX-RC 6	1212710	0.5 ... 6	20 ... 10	36
CRIMPFOX-RC 6-M	1212724	0.5 ... 6	20 ... 10	36
CRIMPFOX RC 10	1212061	4 ... 10	12 ... 8	36
CRIMPFOX RC 25	1212065	10 ... 25	8 ... 4	36
CRIMPFOX-RCT 16 (tubular cable lugs)	1212731	4 ... 16	12 ... 4	36
CRIMPFOX RCT 25-1 (tubular cable lugs)	1212066	10 ... 25	8 ... 4	36
CRIMPFOX-RCT 70 (tubular cable lugs)	1212732	10 ... 70	8 ... 00	37

Tools for insulated slip-on sleeves



Crimping tool designation	Order No.	Conductor cross section [mm ²]	Conductor cross section [AWG]	Page
CRIMPFOX-SC 1,5	1212048	0.1 ... 1.5	26 ... 16	37
CRIMPFOX-SC 1,5-M	1212725	0.1 ... 1.5	26 ... 16	37
CRIMPFOX-SC 6L	1212052	0.5 ... 6	22 ... 10	37
CRIMPFOX-SC 6	1212050	0.5 ... 6	22 ... 10	37
CRIMPFOX-SCA 2,5-M	1212726	1 ... 2.5	18 ... 14	37

Tools for insulated contacts



Crimping tool designation	Order No.	Conductor cross section [mm ²]	Conductor cross section [AWG]	Page
CRIMPFOX-TC 4	1212113	0.14 ... 4	26 ... 12	38
CRIMPFOX-TC 10	1212114	4 ... 10	12 ... 8	38
CRIMPFOX-TC MP	1212510	0.08 ... 2.5	28 ... 14	38

ew of crimping tools for ferrules, connectors, and more

rules

Crimping tool designation	Order No.	Conductor cross section [mm ²]	Conductor cross section [AWG]	Page
CRIMPFOX 4 IN 1	1200101	0.5 ... 2.5	20 ... 14	36

connectors/fiber optic connectors

Crimping tool designation	Order No.	Hex wrench width across flats [mm]	Page
CRIMPFOX-FO 5,41	1212099	3.25/3.84/4.52/5.0/5.41	38
CRIMPFOX-CX 4,52	1212094	1.69/3.25/4.52	38
CRIMPFOX-CX 6,48	1212095	1.69/5.41/6.48	38
CRIMPFOX-CX 9,14	1212096	1.73/8.23/9.14	39
CRIMPFOX-CX 10,54	1212097	2.54/10.54	39
CRIMPFOX-CX 10,90	1212098	2.54/10.90	39
CRIMPFOX-CX 4,52-M	1212713	1.69/3.25/4.52	38
CRIMPFOX-CX 5,41-M	1212712	0.7/1.07/1.69/3.25/4.52/5.41	38
CRIMPFOX-CX 6,48-M	1212714	1.69/5.41/6.48	38
CRIMPFOX-CX 7,06 HD-M	1212718	1.04/4.52/6.48/7.06	38
CRIMPFOX-CX 10,90-1	1212715	1.69/2.54/5.41/10.90	39

contacts

Crimping tool designation	Order No.	Conductor cross section [mm ²]	Conductor cross section [AWG]	Page
CRIMPFOX-DSUB 5	1212111	0.08 ... 0.5	28 ... 22	39
CRIMPFOX-DSUB 5-1	1212711	0.05 ... 0.5	30 ... 22	39
CRIMPFOX-TC MP	1212510	0.08 ... 1.0	28 ... 18	38

connectors

Crimping tool designation	Order No.	Conductor cross section [mm ²]	Conductor cross section [AWG]	Page
CRIMPFOX-SR 6-1	1212467	2.5 ... 6	14 ... 10	40
CRIMPFOX-SR 6-2	1212468	2.5 ... 6	14 ... 10	40
CRIMPFOX-SR 6-3	1212469	2.5 ... 6	14 ... 10	40
CRIMPFOX-P SR 6	1212755	2.5 ... 6	14 ... 10	39

CATV connectors

Crimping tool designation	Order No.	Conductor	Page
CRIMPFOX-CATV 8,23	1212716	1.69/8.23	40
CRIMPFOX-CATV 8,23-1	1212717	6.65/8.23/9.70	40

connectors

Crimping tool designation	Order No.	Data connector types	Page
CRIMPFOX-C D	1212734	RJ 11, 22, 45, 45U/10P/MMJ	40

CRIMPFOX crimping tools

Crimping pliers for ferrules

CRIMPFOX CENTRUS automatically adjusts to the ferrule cross section and offers a reliable application in every case. The minimal gripping distance and the ergonomic shape enable comfortable use, with up to 30% less force. Also ideally suited for TWIN sleeves.



Order No.	CRIMPFOX CENTRUS 6S 1213144	CRIMPFOX CENTRUS 6H 1213146
User engraving upon customer request	CRIMPFOX CENTRUS 6S CUS 1213164	CRIMPFOX CENTRUS 6H CUS 1213166
Gripping distance [mm ²]/AWG	0.14 ... 6/26 ... 10	0.14 ... 6/26 ... 10
Order No.	CRIMPFOX CENTRUS 10S 1213154	CRIMPFOX CENTRUS 10H 1213156
User engraving upon customer request	CRIMPFOX CENTRUS 10S CUS 1213174	CRIMPFOX CENTRUS 10H CUS 1213176
Gripping distance [mm ²]/AWG	0.14 ... 10/26 ... 8	0.14 ... 10/26 ... 8

Order No.	CRIMPFOX/SPR-4 1200288	CRIMPFOX/SPR-4 1200288
-----------	-------------------------------	-------------------------------

CRIMPFOX 6S-F crimping pliers with an adjusting die of the crimping pliers automatically adjust to the size of the connector and impresses with its reliable contact processing method.



Order No.	CRIMPFOX 6S-F 1212043	CRIMPFOX 6T 1212037	CRIMPFOX 6T-F 1212038
User engraving upon customer request	CRIMPFOX 6 S-F CUS 1212769	CRIMPFOX 6T CUS 1212770	CRIMPFOX 6T-F CUS 1212771
Gripping distance [mm ²]/AWG	0.5 ... 6/20 ... 10	0.25 ... 6/24 ... 10	0.25 ... 6/24 ... 10

Order No.	CRIMPFOX/SPR-3 1212036	CRIMPFOX/SPR-1 1212069	CRIMPFOX/SPR-1 1212069
-----------	-------------------------------	-------------------------------	-------------------------------

CRIMPFOX 6 crimping pliers are equipped with a pressure lock (adjustable without tools). The innovative design and ergonomically shaped handles reduce the amount of force required for crimping.



Order No.	CRIMPFOX 6 1212034	CRIMPFOX 6-M 1212720	CRIMPFOX 10 1212721
User engraving upon customer request	CRIMPFOX 6 CUS 1212767		
Gripping distance [mm ²]/AWG	0.25 ... 6/24 ... 10	0.25 ... 6/24 ... 10	4 ... 10/12 ... 8

Order No.	CRIMPFOX 6/DIE 1212035	CRIMPFOX/SPR-1 1212069	CRIMPFOX/SPR-1 1212069
-----------	-------------------------------	-------------------------------	-------------------------------

CRIMPFOX 25R crimping pliers can process large cross sections easily and with less force using this series of pliers. The integrated pressure lock ensures consistent high-quality results every time.



Order No.	CRIMPFOX 25R 1212039	CRIMPFOX 50R 1212041	CRIMPFOX 16R TWIN 1212845
-----------	-----------------------------	-----------------------------	----------------------------------

CRIMPFOX crimping tools

Crimping pliers for insulated cable lugs and connectors

Special dies for the CRIMPFOX RCI pliers clearly ensure a high cross section. The precision-manufactured dies ensure consistently high levels of quality during contact.

					
Order No.	CRIMPFOX-RCI 1	1212055	CRIMPFOX-RCI 2,5	1212053	
Order No. upon customer request	CRIMPFOX-RCI 1 CUS	1212772	CRIMPFOX-RCI 2,5 CUS	1212773	
[mm ²]/AWG	0.14 ... 1/26 ... 18		0.75 ... 2.5/20 ... 14		

Order No.	CRIMPFOX-RCI 1/DIE	1212056	CRIMPFOX-RCI 2,5/DIE	1212054	
Order No. recuperating spring	CRIMPFOX/SPR-3	1212036	CRIMPFOX/SPR-3	1212036	

CRIMPFOX crimping pliers have a compact frame. The weight required is kept to a minimum, thanks to the ergonomic design. The fixing print run on the lower handle is set on the surfaces, to support manual operation.

						
Order No.	CRIMPFOX-RCI 1-M	1212727	CRIMPFOX-RCI 2,5-M	1212728	CRIMPFOX-RCI 6-M	1212730
[mm ²]/AWG	0.14 ... 1/26 ... 18		0.75 ... 2.5/20 ... 14		0.75 ... 6/20 ... 10	

Order No.	CRIMPFOX-RCI 6/DIE	1212058				
Order No. recuperating spring	CRIMPFOX/SPR-1	1212069	CRIMPFOX/SPR-1	1212069	CRIMPFOX/SPR-1	1212069

CRIMPFOX crimping pliers have specially designed handles and the optimized weight distribution ensure an optimum grip and reduce the amount of force required.

						
Order No.	CRIMPFOX-RCI 6	1212057	CRIMPFOX-RCI 6-1	1212059	CRIMPFOX-RCI DIN 6	1212729
Order No. upon customer request	CRIMPFOX-RCI 6 CUS	1212774	CRIMPFOX-RCI 6-1 CUS	1212775		
[mm ²]/AWG	0.75 ... 6/20 ... 10		0.75 ... 6/20 ... 10		0.75 ... 6/20 ... 10	

Order No.	CRIMPFOX-RCI 6/DIE	1212058	CRIMPFOX-RCI 6-1/DIE	1212290	CRIMPFOX-RCI 6/DIE	1212058
Order No. recuperating spring	CRIMPFOX/SPR-1	1212069	CRIMPFOX/SPR-1	1212069	CRIMPFOX/SPR-1	1212069

CRIMPFOX-RCI 6 is suitable for processing shrink sleeves. The balanced weight distribution offers a convenient application.





						
--	---	---	--	--	--	--

CRIMPFOX crimping tools

Multi-functional crimping pliers for ferrules

CRIMPFOX 4IN1 unites four functions in one tool: stripping, twisting, and crimping. Taped ferrules are processed conveniently and while saving time in

... corresponding ferrules on page 51.

				
Order No.	CRIMPFOX 4IN1	1200101	CRIMPFOX 4IN1 SET	1200102
Ordering unit	[mm ²]/AWG	0.5 ... 2.5	0.5 ... 2.5	
Accessories				
Accessories	CRIMPFOX 4IN1/MAG	1200103		

Crimping pliers for non-insulated cable lugs and tubular cable lugs

CRIMPFOX RC crimping pliers are used to process non-insulated cable lugs. They have an unlockable pressure adjustment and marked die stations for precise processing of different cross sections.

... user engraving upon customer request

... Order No.

... [mm²]/AWG

... CRIMPFOX-RC 2,5

... CRIMPFOX-RC 2,5 CUS

... CRIMPFOX-RC 6

... CRIMPFOX-RC 2,5/DIE

... CRIMPFOX/SPR-3

... CRIMPFOX/SPR-3

... CRIMPFOX-RC 2,5-M

... CRIMPFOX-RC 6-M

... CRIMPFOX/SPR-3













... CRIMPFOX/SPR-3

... CRIMPFOX-RC 10

... CRIMPFOX-RC 25

... CRIMPFOX-RC 10

... CRIMPFOX-RC 25

				
Order No.	CRIMPFOX-RC 2,5	1212063	CRIMPFOX-RC 6	1212710
Ordering unit	[mm ²]/AWG	0.34 ... 2.5/22 ... 14	0.5 ... 6/20 ... 10	
Accessories				
Accessories	CRIMPFOX-RC 2,5/DIE	1212064		
Accessories	CRIMPFOX/SPR-3	1212036	CRIMPFOX/SPR-3	1212036
				
Order No.	CRIMPFOX-RC 2,5-M	1212723	CRIMPFOX-RC 6-M	1212724
Ordering unit	[mm ²]/AWG	0.34 ... 2.5/22 ... 14	0.5 ... 6/20 ... 10	
Accessories				
Accessories	CRIMPFOX/SPR-3	1212036	CRIMPFOX/SPR-3	1212036
				
Order No.	CRIMPFOX-RC 10	1212061	CRIMPFOX-RC 25	1212065

... non-insulated cable lugs can be processed conveniently with the CRIMPFOX-RC... pliers. The fixing print on the lower handle edge is set on the surfaces, to reduce manual force.

FOX crimping tools

Crimping pliers for non-insulated cable lugs and tubular cable lugs

K-RCT crimping pliers are used to process available tubular cable lugs.

Information on the products, visit www.fox.com.

						
Order No.	CRIMPFOX-RCT 25-1	1212066	CRIMPFOX-RCT 16-1	1212731	CRIMPFOX-RCT 70-1	1212732
[mm ²]/AWG	10 ... 25/8 ... 4		4 ... 16/11 ... 5		10 ... 70/7 ... 00	
Die	CRIMPFOX-RCT 25-1/DIE	1212300				
Recuperating spring	CRIMPFOX/SPR-1	1212069				

Crimping pliers for non-insulated slip-on sleeves

K-SC... crimping pliers are suitable for non-insulated slip-on sleeve connectors and slip-on marked and precisely manufactured die for precise processing. The CRIMPFOX-SCA is designed for processing angled slip-on sleeves.

						
Order No.	CRIMPFOX-SC 1,5	1212048	CRIMPFOX-SC 1,5-M	1212725	CRIMPFOX-SCA 2,5-M	1212726
Gravating upon customer request	CRIMPFOX-SC 1,5 CUS	1212779				
[mm ²]/AWG	0.1 ... 1.5/26 ... 16		0.1 ... 1.5/26 ... 16		1 ... 2,5/18 ... 14	
Die	CRIMPFOX-SC 1,5/DIE	1212049				
Recuperating spring	CRIMPFOX/SPR-3	1212036	CRIMPFOX/SPR-1	1212069	CRIMPFOX/SPR-1	1212069
						
Order No.	CRIMPFOX-SC 6	1212050	CRIMPFOX-SC 6L	1212052		
Gravating upon customer request	CRIMPFOX-SC 6 CUS	1212780				
[mm ²]/AWG	0.5 ... 6/20 ... 10		0.5 ... 6/20 ... 10			
Die	CRIMPFOX-SC 6/DIE	1212051	CRIMPFOX-SC 6/DIE	1212051		
Recuperating spring	CRIMPFOX/SPR-1	1212069	CRIMPFOX/SPR-1	1212069		

CRIMPFOX crimping tools



Crimping pliers for turned contacts

CRIMPFOX-TC... crimping pliers are used to process turned contacts up to 10 mm². The integrated locator ensures contacts to be positioned precisely in the die.

						
Order No.	CRIMPFOX-TC 4	1212113	CRIMPFOX-TC 10	1212114	CRIMPFOX-TC MP	1212510
Capacity	[mm ²]/AWG	0.14 ... 4/26 ... 12	4 ... 10/12 ... 8		CRIMPFOX-TC MP-1	1212620
Order No.	CRIMPFOX-TC 4/DIE	1212295	CRIMPFOX-TC 10/DIE	1212296		
Order No.	CRIMPFOX/SPR-1	1212069	CRIMPFOX/SPR-1	1212069		

Crimping pliers for fiber optic connectors

CRIMPFOX-FO is used to process fiber optic connectors. The five marked die stations enable precise crimping of different contact sizes.

						
Order No.	CRIMPFOX-FO 5,41	1212099				
Capacity	[mm]	3.25/3.84/4.52/5.0/5.41				
Order No.	CRIMPFOX-FO 5,41/DIE	1212294				
Order No.	CRIMPFOX/SPR-1	1212069				

Crimping pliers for coaxial connectors

CRIMPFOX-CX... crimping pliers are used to process coaxial connectors. Equipped with a pressure lock, they provide consistently high-quality crimping. See page 21 for 2 and 3-stage stripping tools.

						
Order No.	CRIMPFOX-CX 4,52	1212094	CRIMPFOX-CX 6,48	1212095	CRIMPFOX-CX 7,06 HD-M	1212718
Capacity	[mm]	1.69/3.25/4.52	1.69/5.41/6.48		1.04/4.52/6.48/7.06	
Order No.	CRIMPFOX-CX 4,52/DIE	1212284	CRIMPFOX-CX 6,48/DIE	1212286		
Order No.	CRIMPFOX/SPR-3	1212036	CRIMPFOX/SPR-3	1212036	CRIMPFOX/SPR-1	1212069










CRIMPFOX-CX...-M pliers have an extremely compact body. The introduced pressure lock offers high security together with the precisely manufactured

						
Order No.	CRIMPFOX-CX 4,52-M	1212713	CRIMPFOX-CX 5,41-M	1212712	CRIMPFOX-CX 6,48-M	1212714
Capacity	[mm]	1.69/3.25/4.52	0.7/1.07/1.69/3.25/4.52/5.41		1.69/5.41/6.48	

FOX crimping tools




Crimping pliers for coaxial connectors

The mechanical design of these pliers means less force is required compared to other crimping pliers. The balanced weight distribution offers convenient application.

		 		 		 
Order No.	CRIMPFOX-CX 9,14	1212096	CRIMPFOX-CX 10,54	1212097	CRIMPFOX-CX 10,90	1212098
1/2/3 [mm]	1.73/8.23/9.14		2.54/10.54		2.54/10.90	

die	CRIMPFOX-CX 9,14/DIE	1212293	CRIMPFOX-CX 10,54/DIE	1212291	CRIMPFOX-CX 10,90/DIE	1212292
recuperating spring	CRIMPFOX/SPR-1	1212069	CRIMPFOX/SPR-1	1212069	CRIMPFOX/SPR-1	1212069

Coaxial connectors can be processed conveniently and safely with CRIMPFOX-CX... pliers. The fixing printer on the handle edge is set on the surfaces, to ensure the correct force.

		 				
Order No.	CRIMPFOX-CX 10,90-1	1212715				
1/2/3/4 [mm]	1.69/2.54/5.41/10.90					
recuperating spring	CRIMPFOX/SPR-1	1212069				

Crimping pliers for D-SUB contacts

CRIMPFOX-DSUB crimping pliers with their long handle offer safe and convenient processing of contacts up to 0.5 mm².

DSUB 5 for high density
DSUB 5-1 for standard





		 		 	
Order No.	CRIMPFOX-DSUB 5	1212111	CRIMPFOX-DSUB 5-1	1212711	
[mm ²]/AWG	0.08 ... 0.5/28 ... 22		0.05 ... 0.5/30 ... 22		

die	CRIMPFOX-DSUB 5/DIE	1212287			
recuperating spring	CRIMPFOX/SPR-3	1212036	CRIMPFOX/SPR-3	1212036	

Crimping pliers for crimp snap-in contacts

CRIMPFOX-SPR 6 crimping pliers processes contacts of SUNCLIX solar crimp connectors that are up to 100 mm² in length. The precise parallel linear dies, the positioning assistance, ensure a precise and safe contact processing.

CRIMPFOX-SPR 6 are used as mounting pliers for solar connectors.

		 			
--	---	--	---	--	--

CRIMPFOX crimping tools

Crimping pliers for solar connectors

CRIMPFOX-SR-6 pliers are used to process MC3 and MC4 solar connectors from Multi-Contact and MC4 connectors from Tyco. An integrated locator allows for easy processing with optimum crimping results.



Order No.	CRIMPFOX-SR 6-1	1212467	CRIMPFOX-SR 6-2	1212468	CRIMPFOX-SR 6-3	1212469
Capacity [mm ²]	2.5 ... 6		2.5 ... 6		2.5 ... 6	
Connector types	MC3		MC4		SOLARLOK	
Replacement recuperating spring	CRIMPFOX/SPR-1	1212069	CRIMPFOX/SPR-1	1212069	CRIMPFOX/SPR-1	1212069

Crimping pliers for coaxial CATV connectors

The innovative mechanical design of these pliers means that up to 25% less force is required compared to conventional pliers. The balanced weight distribution offers a firm grip, convenient application.



Order No.	CRIMPFOX-CATV 8,23	1212716	CRIMPFOX-CATV 8,23-1	1212717		
Capacity [mm]	1.69/8.23		6.65/8.23/9.70			
Replacement recuperating spring	CRIMPFOX/SPR-1	1212069	CRIMPFOX/SPR-1	1212069	CRIMPFOX/SPR-1	1212069

Universal pliers for data connectors for accommodating various dies

CRIMPFOX-C D is a universal tool for use with data connectors. One of its key features is the way the dies can be easily replaced without the need for tools.



Order No.	CRIMPFOX-C D	1212734				
Unshielded RJ11 connectors			CRIMPFOX-C RJ11/DIE	1212735		
Unshielded RJ22 connectors			CRIMPFOX-C RJ22/DIE	1212736		

FOX crimping tools

Universal pliers for accommodating various crimp inserts

Key features of the CRIMPFOX-M crimping tool are that the crimp inserts can be quickly replaced and the tool offers reliable contact with the integrated pressure lock. The variety of crimp inserts makes them a space-saving universal tool for all







Order No.	CRIMPFOX-M	1212072	CRIMPFOX-M SET	1212093
	Basic pliers without die		Contents: CRIMPFOX-M and 4 dies 1212074, 1212079, 1212080, 1212081	
	CRIMPFOX-M 10/DIE	1212080	CRIMPFOX-M 10/DIE	1212080 (included in the set)
	CRIMPFOX-M 25/DIE	1212081	CRIMPFOX-M 25/DIE	1212081 (included in the set)
	CRIMPFOX-M 50/DIE	1212082		
for shielded cable lugs for 1.5 ... 2.5 mm ² for 4 ... 6 mm ²	CRIMPFOX-M RCI 2,5/DIE	1212074	CRIMPFOX-M RCI 2.5/DIE	1212074 (included in the set)
	CRIMPFOX-M RCI 6/DIE	1212073		
for shielded cable lugs	CRIMPFOX-M RC 2,5/DIE	1212078		
	CRIMPFOX-M RC 6/DIE	1212079	CRIMPFOX-M RC 6/DIE	1212079 (included in the set)
	CRIMPFOX-M RC 10/DIE	1212077		
for 10 mm ²	CRIMPFOX-M RC 10-1/DIE	1212744		
for shielded slip-on sleeves	CRIMPFOX-M SC 1/DIE	1212083		
	CRIMPFOX-M SC 2,5/DIE	1212084		
	CRIMPFOX-M SC 6/DIE	1212085		
for side, flat crimp	CRIMPFOX-M SC 6-FL/DIE	1212741		
for angled slip-on sleeves, 6.3 mm	CRIMPFOX-M SCA 2,5/DIE	1212742		
for angled slip-on sleeves, 8 mm	CRIMPFOX-M SCA 2,5-1/DIE	1212743		
for contacts	CRIMPFOX-M TC 4/DIE	1212075		
for cross section: 0.5 ... 4 mm ²	CRIMPFOX-M TC 10/DIE	1212076		
for cross section: 6 ... 10 mm ²				
for connectors				
for 9, BNC, TNC	CRIMPFOX-M CX 1/DIE	1212087		
for RG 62, RG 71, BNC, TNC	CRIMPFOX-M CX 2/DIE	1212088		
	CRIMPFOX-M CX 3/DIE	1212089		
for 1.6, 1.73, 6.48, 8.23	CRIMPFOX-M CX 4/DIE	1212745		
for 1.0, 3.25, 3.85	CRIMPFOX-M CX 5/DIE	1212746		
for 1.7, 6.48, 8.23	CRIMPFOX-M CX 6/DIE	1212747		
for 1.2, 5.41	CRIMPFOX-M CX 7/DIE	1212748		
for 1.2, 8.23	CRIMPFOX-M CX 8/DIE	1212749		
for shielded RJ45 connectors	CRIMPFOX-M RJ45/DIE	1212090		
for shielded RJ11 connectors	CRIMPFOX-M RJ11/DIE	1212091		
for butt connectors				
for 4 ... 6 mm ²	CRIMPFOX-M HS-1/DIE	1212282		
for 1.5 ... 2.5 mm ²	CRIMPFOX-M HS/DIE	1219092		
for connectors	CRIMPFOX-M HS/DIE	1219092		
for contact, 2.5 ... 6 mm ²	CRIMPFOX M SR 6-1/DIE	1212471		
for contact, 2.5 ... 6 mm ²	CRIMPFOX M SR 6-2/DIE	1212472		
for contact, 2.5 ... 6 mm ²	CRIMPFOX M SR 6-3/DIE	1212473		

CRIMPFOX crimping tools

Universal pliers for accommodating various crimp inserts

The variety of available dies means that the CRIMPFOX-C... pliers can be used as universal crimping tools up to 120 mm². Easily foldable jaw holders allow the dies to be changed quickly. A mechanical drive system reduces the level of force required to an absolute minimum.



Order No.	CRIMPFOX-C50	1212340	CRIMPFOX-C120	1212318
Categories: die combinations insulated cable lugs				
die part 70 mm ²			CRIMPFOX-C120 AI 70/M-DIE	1212335
			CRIMPFOX-C120 AI 95/M-DIE	1212336
die part			CRIMPFOX-C120 AI 50/F-DIE	1212337
			CRIMPFOX-C120 AI 70/F-DIE	1212338
			CRIMPFOX-C120 AI 95/F-DIE	1212339
			CRIMPFOX-C120 AI 120/DIE	1209910
Categories: die combinations insulated cable lugs				
die part mm ² mm ²	CRIMPFOX-C50 RC 35/M-DIE	1212343		
			CRIMPFOX-C120 RC 70/M-DIE	1212331
die part	CRIMPFOX-C50 RC 25/F-DIE	1212344		
	CRIMPFOX-C50 RC 35/F-DIE	1212345		
5, 35 mm ² mm ² mm ²			CRIMPFOX-C120 RC 35/F-DIE	1212332
			CRIMPFOX-C120 RC 50/F-DIE	1212333
			CRIMPFOX-C120 RC 70/F-DIE	1212334
Categories: die pair insulated cable lugs				
	CRIMPFOX-C50 RCI 10/DIE	1212346	CRIMPFOX-C120 RCI 10/DIE	1212327
	CRIMPFOX-C50 RCI 16/DIE	1212347	CRIMPFOX-C120 RCI 16/DIE	1212328
	CRIMPFOX-C50 RCI 25/DIE	1212348	CRIMPFOX-C120 RCI 25/DIE	1212329
			CRIMPFOX-C120 RCI 35/DIE	1212330
Categories: die pair commercially available copper tubular cables				
mm ²	CRIMPFOX-C50 RCT 35-1/DIE	1212341		
			CRIMPFOX-C120 RCT 35-1/DIE	1212320
mm ²	CRIMPFOX-C50 RCT 50-1/DIE	1212342		
			CRIMPFOX-C120 RCT 50-1/DIE	1212321
mm ²			CRIMPFOX-C120 RCT 70-1/DIE	1212319
			CRIMPFOX-C120 RCT 95-1/DIE	1212322
			CRIMPFOX-C120 RCT 120-1/DIE	1212323
Categories: pair of round dies for cables				
mm ²	CRIMPFOX-C50 R25-35/DIE	1212349		
mm ²	CRIMPFOX-C50 R35-50/DIE	1212350		
mm ²	CRIMPFOX-C50 R50-70/DIE	1212351		
mm ²			CRIMPFOX-C120 R25-50/DIE	1212324
mm ²			CRIMPFOX-C120 R35-70/DIE	1212325
mm ²			CRIMPFOX-C120 R95/DIE	1212326

FOX – corresponding connectors for the CRIMPFOX series

without insulating collar

	Conductor cross section [mm ²]	Cond. cross section [AWG]	Length [mm]	Designation ferrules	Order No.	Color
 <p>without plastic sleeve are made of electrolytic copper.</p> <p>certified E-CU</p> <p>temperatures:</p> <p>correspond to the of DIN 46228-1 and UL 486F dimension.</p> <p>overview list starting on suitable tools for crimping L.</p>	0.14 ... 0.25 ^{1) 2)}	26 ... 22	5	A0,25-5	3202465	Silver
	0.14 ... 0.25 ^{1) 2)}	26 ... 22	7	A0,25-7	3202478	Silver
	0.34 ^{1) 2)}	22	7	A0,34-7	3009202	Silver
	0.5	20	6	A0,5-6	3200218	Silver
	0.5 ¹⁾	20	8	A0,5-8	3202481	Silver
	0.5	20	10	A0,5-10	3202494	Silver
	0.75	18	6	A0,75-6	3200221	Silver
	0.75 ¹⁾	18	8	A0,75-8	3202504	Silver
	0.75	18	10	A0,75-10	3200234	Silver
	1	18	6	A1-6	3200247	Silver
	1 ¹⁾	18	8	A1-8	3202517	Silver
	1	18	10	A1-10	3200250	Silver
	1.5	16	7	A1,5-7	3200263	Silver
	1.5	16	10	A1,5-10	3200276	Silver
	1.5	16	12	A1,5-12	3202588	Silver
	1.5 ¹⁾	16	15	A1,5-15	3202591	Silver
	1.5	16	18	A1,5-18	3202601	Silver
	2.5	14	7	A2,5-7	3200289	Silver
	2.5	14	12	A2,5-12	3200292	Silver
	2.5	14	18	A2,5-18	3202821	Silver
	4	12	9	A4-9	3200302	Silver
	4	12	12	A4-12	3200315	Silver
	4	12	18	A4-18	3202834	Silver
	6	10	10	A6-10	3202520	Silver
	6	10	12	A6-12	3200328	Silver
	10	8	12	A10-12	3200331	Silver
10	8	18	A10-18	3200344	Silver	
16	6	12	A16-12	3200425	Silver	
25 ¹⁾	4	12	A25-12	3200357	Silver	
25	4	15	A25-15	3200360	Silver	
25	4	18	A25-18	3200373	Silver	
25 ^{1) 2)}	4	20	A25-20	3200386	Silver	
25 ^{1) 2)}	4	40	A25-40	3241238	Silver	
35	2	18	A35-18	3200399	Silver	
35 ¹⁾	2	20	A35-20	3200409	Silver	
35 ^{1) 2)}	2	40	A35-40	3241239	Silver	
50 ^{1) 2)}	1/0	40	A50-40	3241240	Silver	
70 ^{1) 2)}	2/0	40	A70-40	3241241	Silver	
95 ^{1) 2)}	3/0	40	A95-40	3241242	Silver	

are not included in DIN 46228-1: 1990-09 and UL 486F.
are not UL certified.

MPFOX – corresponding connectors for the CRIMPFOX series

Ferrules with insulating collar



The ferrules with plastic sleeve are made from soft tin-plated electrolytic copper. The insulation reliability of close connections is increased and the splicing of wires is prevented. The conically shaped, "Easy Entry" insulating collar ensures easy and correct conductor insertion.



UL and CSA-certified, material/coating: E-CU/tin-plated, material plastic sleeve: polypropylene/halogen-free, long-term/short-term temperature: +105°C/+120°C. These ferrules correspond to the dimension requirements of DIN 46228-4: 1990-09 and UL 486F.

Refer to the overview list starting on page 86 for the suitable tools for crimping according to UL.



Conductor cross section		Length [mm]	Color code: DIN 46228-4: 1990-09 UL 486F	Order No.	Color	Color code: NF C 63-023: 1994-02	Order No.	Color	Special color code	Order No.	Color
[mm ²]	[AWG]										
0,34 ⁽¹⁾ 2)	26 ... 22	6	Al 0,25-6 YE	3203024	Yellow				Al 0,25-6 BU	3203040	Blue
0,34 ⁽¹⁾ 2)	26 ... 22	6							Al 0,34-6 TQ	3203053	Turquoise
0,34 ⁽¹⁾ 2)	26 ... 22	8	Al 0,25-8 YE	3203037	Yellow						
0,34 ⁽¹⁾ 2)	26 ... 22	8							Al 0,34-8 TQ	3203066	Turquoise
0,34 ⁽¹⁾ 2)	26 ... 22	10	Al 0,25-10 YE	3241128	Yellow				Al 0,34-10 TQ	3241129	Turquoise
0,34 ⁽¹⁾ 2)	26 ... 22	12							Al 0,25-12 BU	3200632	Blue
0,34 ⁽¹⁾ 2)	26 ... 22	12							Al 0,34-12 TQ	3200645	Turquoise
5	20	6	Al 0,5-6 WH	3200687	White	Al 0,5-6 WH	3200687	White	Al 0,5-6 OG	3201301	Orange
5	20	8	Al 0,5-8 WH	3200014	White	Al 0,5-8 WH	3200014	White	Al 0,5-8 OG	3201123	Orange
5	20	8	Al 0,5-8 WH-1000	3200881	White	Al 0,5-8 WH-1000	3200881	White			
5	20	10	Al 0,5-10 WH	3201275	White	Al 0,5-10 WH	3201275	White	Al 0,5-10 OG	3241126	Orange
5	20	12	Al 0,5-12 WH	3200506	White	Al 0,5-12 WH	3200506	White			
5	18	6	Al 0,75-6 GY	3200690	Gray				Al 0,75-6 WH	3201314	White
5	18	8	Al 0,75-8 GY	3200519	Gray	Al 0,75-8 BU	3200027	Blue	Al 0,75-8 WH	3201110	White
5	18	8	Al 0,75-8 GY-1000	3200894	Gray				Al 0,75-8 BU-1000	1213200	Blue
5	18	10	Al 0,75-10 GY	3201288	Gray						
5	18	12	Al 0,5-12 WH	3200506	White						
5	18	12	Al 0,75-12 GY	3200849	Gray						
5	18	6	Al 1-6 RD	3200742	Red	Al 1-6 RD	3200742	Red	Al 1-6 YE	3201327	Yellow
5	18	8	Al 1-8 RD	3200030	Red	Al 1-8 RD	3200030	Red	Al 1-8 YE	3201097	Yellow
5	18	8	Al 1-8 RD-1000	3200904	Red	Al 1-8 RD-1000	3200904	Red			
5	18	10	Al 1-10 RD	3200182	Red	Al 1-10 RD	3200182	Red			
5	18	12	Al 1-12 RD	3200674	Red	Al 1-12 RD	3200674	Red			
5	16	6	Al 1,5-6 BK	3200755	Black	Al 1,5-6 BK	3200755	Black			
5	16	8	Al 1,5-8 BK	3200043	Black	Al 1,5-8 BK	3200043	Black	Al 1,5-8 RD	3201136	Red
5	16	8	Al 1,5-8 BK-1000	3200917	Black	Al 1,5-8 BK-1000	3200917	Black			
5	16	10	Al 1,5-10 BK	3200195	Black	Al 1,5-10 BK	3200195	Black			
5	16	12	Al 1,5-12 BK	3201482	Black	Al 1,5-12 BK	3201482	Black			
5	16	18	Al 1,5-18 BK	3200056	Black	Al 1,5-18 BK	3200056	Black			
5	14	8	Al 2,5-8 BU	3200522	Blue	Al 2,5-8 GY	3200069	Gray	Al 2,5-8 BU	3200522	Blue
5	14	8	Al 2,5-8 BU-1000	3200920	Blue				Al 2,5-8 BU-1000	3200920	Blue
5	14	10	Al 2,5-10 BU	3202533	Blue						
5	14	10	Al 2,5-10 BU-1000	3203147	Blue						
5	14	12	Al 2,5-12 BU	3200962	Blue	Al 2,5-12 GY	3200205	Gray	Al 2,5-12 BU	3200962	Blue
5	14	18	Al 2,5-18 BU	3200580	Blue	Al 2,5-18 GY	3200072	Gray	Al 2,5-18 BU	3200580	Blue
5	12	10	Al 4-10 GY	3200535	Gray	Al 4-10 OG	3200085	Orange	Al 4-10 GY	3200535	Gray
5	12	10				Al 4-10 OG-1000	1213202	Orange			
5	12	12	Al 4-12 GY	3200959	Gray	Al 4-12 OG	3200438	Orange	Al 4-12 GY	3200959	Gray
5	12	15	Al 4-15 GY	1200264	Gray						
5	12	18	Al 4-18 GY	3200593	Gray	Al 4-18 OG	3200098	Orange	Al 4-18 GY	3200593	Gray
5	10	12	Al 6-12 YE	3200548	Yellow	Al 6-12 GN	3200108	Green	Al 6-12 BK	3201107	Black
5	10	12							Al 6-12 GN-1000	1213203	Green
5	10	18	Al 6-18 YE	3200603	Yellow	Al 6-18 GN	3200111	Green			
5	8	12	Al 10-12 RD	3200551	Red	Al 10-12 BN	3200124	Brown	Al 10-12 IV	3201068	Ivory
5	8	18	Al 10-18 RD	3200616	Red	Al 10-18 BN	3200137	Brown			
5	6	12	Al 16-12 BU	3200564	Blue	Al 16-12 IV	3201181	Ivory	Al 16-12 GN	3201152	Green
5	6	18	Al 16-18 BU	3200629	Blue				Al 16-18 GN	3201330	Green
5	4	16	Al 25-16 YE	3200577	Yellow	Al 25-16 BK	3200412	Black	Al 25-16 BN	3201084	Brown
5	4	18	Al 25-18 YE	3201505	Yellow						
5	4	22	Al 25-22 YE	3200700	Yellow	Al 25-22 BK	3200739	Black			
5	2	16	Al 35-16 RD	3200441	Red	Al 35-16 RD	3200441	Red	Al 35-16 BE	3201071	Beige
5	2	18	Al 35-18 RD	3201495	Red	Al 35-18 RD	3201495	Red			
5	2	25	Al 35-25 RD	3200712	Red	Al 35-25 RD	3200712	Red			

FOX – corresponding connectors for the CRIMPFOX series

for two-wire connection

	Conductor cross section		Length [mm]	Designation ferrules	Order No.	Color	
	[mm ²]	[AWG]					
  <p>Ferrules with plastic sleeve The usual way of crimping two wires with one ferrule. Among other applications, crimping can be realized with this ferrule. UL certified E-CU tested material: polypropylene Short-term temperature: 100°C Correspond to the requirements of the UL 486F. Overview list starting on page 10. Suitable tools for crimping are listed on page 11.</p>	2 x 0.5	2 x 20	8	AI-TWIN2X0,5-8WH	3200933	White	
	2 x 0.75	2 x 18	8	AI-TWIN2X0,75-8GY	3200807	Gray	
	2 x 0.75	2 x 18	10	AI-TWIN2X0,75-10GY	3200933	Gray	
	2 x 1	2 x 18	8	AI-TWIN2X1-8RD	3200810	Red	
	2 x 1	2 x 18	10	AI-TWIN2X1-10RD	3200988	Red	
	2 x 1	2 x 18	12	AI-TWIN2X1-12RD	3240679	Red	
	2 x 1.5	2 x 16	8	AI-TWIN2X1,5-8BK	3200823	Black	
	2 x 1.5 ¹⁾ 2)	2 x 16	10	AI-TWIN2X1,5-10BK	3201534	Black	
	2 x 1.5	2 x 16	12	AI-TWIN2X1,5-12BK	3200991	Black	
	2 x 2.5	2 x 14	10	AI-TWIN2X2,5-10BU	3200836	Blue	
	2 x 2.5	2 x 14	13	AI-TWIN2X2,5-13BU	3200878	Blue	
	2 x 4	2 x 12	12	AI-TWIN2X4-12GY	3201000	Gray	
	2 x 6	2 x 10	14	AI-TWIN2X6-14YE	3201013	Yellow	
	2 x 10	2 x 8	14	AI-TWIN2X10-14RD	3201026	Red	
	2 x 16 ¹⁾	2 x 6	16	AI-TWIN2X16-16BU	3202847	Blue	
	UL certified in accordance with UL and CSA	2 x 0.75	2 x 18	8	AI-TWIN2X0,75-8BU	3240668	Blue
		2 x 2.5	2 x 14	10	AI-TWIN2X2,5-10GY	3240669	Gray
	UL and CSA-certified	2 x 4	2 x 12	12	AI-TWIN2X4-12OG	1213204	Orange
2 x 6		2 x 10	14	AI-TWIN2X6-14GN	1213206	Green	
2 x 10		2 x 8	14	AI-TWIN2X10-14BN	1213206	Brown	
2 x 14		2 x 6	16	AI-TWIN2X6-16WH	1213207	White	

with enlarged insulating collar (AWG/Multinorm)

	Conductor cross section		Length [mm]	Designation ferrules	Order No.	Color	
	[mm ²]	[AWG]					
  <p>Ferrules provide a practical way of crimping two conductors with increased insulation. The increased diameter of the ferrule is suitable for AWG and Multinorm cables with an enlarged collar. The ferrule is conically shaped. "Easy insertion" collar ensures easy and safe conductor insertion. UL certified E-CU tested material: polypropylene Short-term temperature: 100°C Correspondance with the requirements of UL and UL 486F. Overview list starting on page 10. Suitable tools for crimping are listed on page 11.</p>	0.5	20	8	AI0,5-8WH-GB	1208966	White	
	0.5	20	10	AI0,5-10WH-GB	3203150	White	
	0.75	18	8	AI0,75-8GY-GB	1208979	Gray	
	0.75	18	10	AI0,75-10GY-GB	3203163	Gray	
	1	18	8	AI1-8RD-GB	1208982	Red	
	1	18	10	AI1-10RD-GB-1000	1208869	Red	
	1.5	16	8	AI1,5-8BK-GB-1000	3202892	Black	
	1.5	16	10	AI1,5-10BK-GB-1000	1208872	Black	

CRIMPFOX – corresponding connectors for the CRIMPFOX series

Ferrules with enlarged insulating collar



AI... ferrules have a significantly enlarged flange diameter and can therefore connect conductors with thick insulation, e.g. short circuit proof cables (NSGAFöu).

UL- and CSA-certified
Sleeve material: E-CU
Coating: tin-plated
Flange material: polypropylene
Halogen-free
Long-term temperature: +120°C
The ferrules correspond to the requirements of DIN 46228-1 and UL 486F in terms of dimension

Conductor cross section		Width [mm]	Designation sleeve and connector	Order No.	Color
[mm ²]	[AWG]				
1.5	16	8	AI-XL1,5-8BK	3201916	Black
1.5	16	10	AI-XL1,5-10BK	3201974	Black
2.5	14	8	AI-XL2,5-8BU	3201929	Blue
2.5	14	12	AI-XL2,5-12BU	3201987	Blue
4	12	10	AI-XL4-10GY	3201932	Gray
6	10	12	AI-XL6-12YE	3201945	Yellow
10	8	12	AI-XL10-12RD	3201958	Red
16 ²⁾	6	12	AI-XL16-12BU	3201961	Blue

Coiled and banded ferrules



Taped ferrules for automated manufacturing. Ideal for wiring terminal blocks, especially those of the CLIPLINE complete system.

UL and CSA-certified
Sleeve material: E-CU
Coating: tin-plated
Flange material: polypropylene
Halogen-free
Long-term/short-term temperature: 105°C/120°C
The ferrules correspond to the requirements of DIN 46228-4: 1990-09 and UL 486F in terms of dimension

Conductor cross section [AWG]	Length [mm]	Taped ferrules as strips (for CRIMPFOX 4IN1)	Order No.	Color	Taped ferrules on small coils (for CF 3000)	Order No.	Color	Taped ferrules on large coils	Order No.	Color
20	8	AI 0,5-8 WH S1	1200104	White	AI 0,5-8 WH-B	3201369	White	AI 0,5-8 WH-B 3000	3240663	White
18	8	AI 0,75-8 GY S1	1200105	Gray	AI 0,75-8 GY-B	3201372	Gray	AI 0,75-8 GY-B 3000	3240664	Gray
18	8	AI 1-8 RD S1	1200106	Red	AI 1-8 RD-B	3201385	Red	AI 1-8 RD-B 3000	3240665	Red
16	8	AI 1,5-8 BK S1	1200107	Black	AI 1,5-8 BK-B	3201398	Black	AI 1,5-8 BK-B 2500	3240666	Black
14	8	AI 2,5-8 BU S1	1200108	Blue	AI 2,5-8 BU-B	3201408	Blue	AI 2,5-8 BU-B 1500	3240667	Blue
Compliance with NF C 63-023										
20	8	AI 0,5-8 WH S1	1200104	White	AI 0,5-8 WH-B	3201369	White			
18	8	AI 0,75-8 BU S1	1200163	Blue	AI 0,75-8 BU-B	3201547	Blue			
18	8	AI 1-8 RD S1	1200106	Red	AI 1-8 RD-B	3201385	Red			
16	8	AI 1,5-8 BK S1	1200107	Black	AI 1,5-8 BK-B	3201398	Black			
14	8	AI 2,5-8 GY S1	1200163	Gray	AI 2,5-8 GY-B	3201550	Gray			
Special color code										
22 ²⁾	8				AI 0,25-8 BU-B	3240250	Blue			
22 ²⁾	8				AI 0,25-8 YE-B	3240251	Yellow			
22 ²⁾	8				AI 0,34-8 TQ-B	3240249	Turquoise			
20	8				AI 0,5-8 OG-B	3201563	Orange			
18	8				AI 0,75-8 WH-B	3201576	White			
18	8				AI 1-8 YE-B	3201589	Yellow			
16	8				AI 1,5-8 RD-B	3201592	Red			

Coiled sleeves and slip-on blade connectors, non-insulated




Non-insulated slip-on sleeves and blade connectors are made from electrically tin-plated brass, thereby ensuring a high degree of protection against corrosion. Grooves are machined on the contact area to obtain improved electrical and mechanical properties.

The connectors correspond to the requirements of DIN 46247 and UL 486F in terms of dimension

Conductor cross section		Width [mm]	Designation sleeve and connector	Order No.	Color
[mm ²]	[AWG]				
0.5 ... 1	20 ... 18	2.80	C-SCF 1/2,8 x 0,5	3240152	Silver
0.5 ... 1	20 ... 18	2.80	C-SCF 1/2,8 x 0,8	3240153	Silver
0.5 ... 1.5	20 ... 16	4.80	C-SCF 1,5/4,8 x 0,5	3240154	Silver
0.5 ... 1.5	20 ... 16	4.80	C-SCF 1,5/4,8 x 0,8	3240155	Silver
0.5 ... 1.5	20 ... 16	6.30	C-SCF 1,5/6,3 x 0,8	3240156	Silver
1.5 ... 2.5	16 ... 14	4.80	C-SCF 2,5/4,8 x 0,5	3240157	Silver
1.5 ... 2.5	16 ... 14	4.80	C-SCF 2,5/4,8 x 0,8	3240158	Silver
1.5 ... 2.5	16 ... 14	6.30	C-SCF 2,5/6,3 x 0,8	3240159	Silver
4 ... 6	12 ... 10	6.30	C-SCF 6/6,3 x 0,8	3240160	Silver

CRIMPFOX – corresponding connectors for the CRIMPFOX series


Ring cable lugs, non-insulated



Ring cable lugs consist of high-quality electrolytic copper with galvanic tin plating for maximum corrosion protection. The crimp zone enables maximum conductor pull-out values and the best properties to be achieved. In accordance with IEC 60947-1-101, the material is copper plated with tin. Temperature range: ... +110°C

Conductor cross section		Fork size [mm]	Designation, fork-type cable lug	Order No.	Color
[mm ²]	[AWG]				
0.5 ... 1.5	20 ... 16	3.20	C-FC 1,5/M3	3240137	Silver
0.5 ... 1.5	20 ... 16	3.70	C-FC 1,5/M3,5	3240138	Silver
0.5 ... 1.5	20 ... 16	4.30	C-FC 1,5/M4	3240139	Silver
0.5 ... 1.5	20 ... 16	5.30	C-FC 1,5/M5	3240140	Silver
0.5 ... 1.5	20 ... 16	6.40	C-FC 1,5/M6	3240141	Silver
1.5 ... 2.5	16 ... 14	3.20	C-FC 2,5/M3	3240142	Silver
1.5 ... 2.5	16 ... 14	3.70	C-FC 2,5/M3,5	3240143	Silver
1.5 ... 2.5	16 ... 14	4.30	C-FC 2,5/M4	3240144	Silver
1.5 ... 2.5	16 ... 14	5.30	C-FC 2,5/M5	3240145	Silver
1.5 ... 2.5	16 ... 14	6.40	C-FC 2,5/M6	3240146	Silver
1.5 ... 2.5	16 ... 14	8.40	C-FC 2,5/M8	3240147	Silver
2.6 ... 4	12 ... 10	4.30	C-FC 6/M4	3240148	Silver
2.6 ... 4	12 ... 10	5.30	C-FC 6/M5	3240149	Silver
2.6 ... 4	12 ... 10	6.40	C-FC 6/M6	3240150	Silver
2.6 ... 4	12 ... 10	8.40	C-FC 6/M8	3240151	Silver

Ring cable lugs, non-insulated




Ring cable lugs consist of high-quality electrolytic copper with galvanic tin plating for maximum corrosion protection. The crimp zone enables maximum conductor pull-out values and the best properties to be achieved. In accordance with IEC 60947-1-101, the material is copper plated with tin. Temperature range: ... +110°C. For more information, see the overview on page 32/33 for the CRIMPFOX series.

Conductor cross section		Hole Ø [mm]	Designation ring cable lugs	Order No.	Color
[mm ²]	[AWG]				
0.5 ... 1	20 ... 18	2.80	C-RC 1/M2,5 DIN	3240069	Silver
0.5 ... 1	20 ... 18	3.20	C-RC 1/M3 DIN	3240070	Silver
0.5 ... 1	20 ... 18	3.70	C-RC 1/M3,5 DIN	3240071	Silver
0.5 ... 1	20 ... 18	4.30	C-RC 1/M4 DIN	3240072	Silver
0.5 ... 1	20 ... 18	5.30	C-RC 1/M5 DIN	3240073	Silver
0.5 ... 1	20 ... 18	6.50	C-RC 1/M6 DIN	3240074	Silver
0.5 ... 1	20 ... 18	8.40	C-RC 1/M8 DIN	3240075	Silver
1 ... 2.5	18 ... 14	3.20	C-RC 2,5/M3 DIN	3240076	Silver
1 ... 2.5	18 ... 14	3.70	C-RC 2,5/M3,5 DIN	3240077	Silver
1 ... 2.5	18 ... 14	4.30	C-RC 2,5/M4 DIN	3240078	Silver
1 ... 2.5	18 ... 14	5.30	C-RC 2,5/M5 DIN	3240079	Silver
1 ... 2.5	18 ... 14	6.50	C-RC 2,5/M6 DIN	3240080	Silver
1 ... 2.5	18 ... 14	8.40	C-RC 2,5/M8 DIN	3240081	Silver
1 ... 2.5	18 ... 14	10.50	C-RC 2,5/M10 DIN	3240082	Silver
2.6 ... 6	14 ... 10	4.30	C-RC 6/M4 DIN	3240083	Silver
2.6 ... 6	14 ... 10	5.30	C-RC 6/M5 DIN	3240084	Silver
2.6 ... 6	14 ... 10	6.50	C-RC 6/M6 DIN	3240085	Silver
2.6 ... 6	14 ... 10	8.40	C-RC 6/M8 DIN	3240086	Silver
2.6 ... 6	14 ... 10	10.50	C-RC 6/M10 DIN	3240087	Silver
2.6 ... 6	14 ... 10	13.00	C-RC 6/M12 DIN	3240088	Silver
- 10	- 8	5.30	C-RC 10/M5 DIN	3240089	Silver
- 10	- 8	6.50	C-RC 10/M6 DIN	3240090	Silver
- 10	- 8	8.40	C-RC 10/M8 DIN	3240091	Silver
- 10	- 8	10.50	C-RC 10/M10 DIN	3240092	Silver
- 10	- 8	13.00	C-RC 10/M12 DIN	3240093	Silver
- 16	- 6	5.30	C-RC 16/M5 DIN	3240094	Silver
- 16	- 6	6.50	C-RC 16/M6 DIN	3240095	Silver
- 16	- 6	8.40	C-RC 16/M8 DIN	3240096	Silver
- 16	- 6	10.50	C-RC 16/M10 DIN	3240097	Silver
- 16	- 6	13.00	C-RC 16/M12 DIN	3240098	Silver
- 25	- 4	5.30	C-RC 25/M5 DIN	3240099	Silver
- 25	- 4	6.50	C-RC 25/M6 DIN	3240100	Silver
- 25	- 4	8.40	C-RC 25/M8 DIN	3240101	Silver
- 25	- 4	10.50	C-RC 25/M10 DIN	3240102	Silver
- 25	- 4	13.00	C-RC 25/M12 DIN	3240103	Silver
- 25	- 4	17.00	C-RC 25/M16 DIN	3240104	Silver
- 35	- 2	6.50	C-RC 35/M6 DIN	3240105	Silver


MPFOX – corresponding connectors for the CRIMPFOX series

cable lugs, non-insulated



	Conductor cross section		Hole Ø [mm]	Designation ring cable lugs	Order No.	Color
	[mm ²]	[AWG]				
Manufactured in accordance with DIN 46234 Material: copper Tin-plated Temperature range: ... +110°C Refer to the overview on page 32/33 for suitable tools.	- 50	- 1/0	6.50	C-RC 50/M6 DIN	3240110	Silver
	- 50	- 1/0	8.40	C-RC 50/M8 DIN	3240111	Silver
	- 50	- 1/0	10.50	C-RC 50/M10 DIN	3240112	Silver
	- 50	- 1/0	13.00	C-RC 50/M12 DIN	3240113	Silver
	- 50	- 1/0	17.00	C-RC 50/M16 DIN	3240114	Silver
	- 70	- 2/0	6.50	C-RC 70/M6 DIN	3240115	Silver
	- 70	- 2/0	8.40	C-RC 70/M8 DIN	3240116	Silver
	- 70	- 2/0	10.50	C-RC 70/M10 DIN	3240117	Silver
	- 95	- 3/0	8.40	C-RC 95/M8 DIN	3240120	Silver
	- 95	- 3/0	10.50	C-RC 95/M10 DIN	3240121	Silver
	- 95	- 3/0	13.00	C-RC 95/M12 DIN	3240122	Silver
	120	250	8.40	C-RC 120/M8 DIN	3240124	Silver
	120	250	10.50	C-RC 120/M10 DIN	3240125	Silver
	120	250	13.00	C-RC 120/M12 DIN	3240126	Silver
	150	300	10.50	C-RC 150/M10 DIN	3240128	Silver
	150	300	13.00	C-RC 150/M12 DIN	3240129	Silver
	150	300	17.00	C-RC 150/M16 DIN	3240130	Silver
	185	350	10.50	C-RC 185/M10 DIN	3240131	Silver
	185	350	13.00	C-RC 185/M12 DIN	3240132	Silver
	185	350	17.00	C-RC 185/M16 DIN	3240133	Silver
	240	500	10.50	C-RC 240/M10 DIN	3240134	Silver
	240	500	13.00	C-RC 240/M12 DIN	3240135	Silver
	240	500	17.00	C-RC 240/M16 DIN	3240136	Silver

cable lugs, insulated



The insulated ring cable lugs with plastic sleeves feature the "Easy Entry" system. The sleeves are conically tapered to facilitate easy and correct insertion of the conductor. The hard-soldered crimping area guarantees the best mechanical properties and permits horizontal or even vertical crimpings.	Material: copper/tin-plated Flange material: PA/halogen-free Temperature range: -20°C ... +105°C Flammability rating: V2

Conductor cross section		Hole/fork size [mm]	Ring cable lugs, insulated			Fork-type cable lugs, insulated		
[mm ²]	[AWG]		Order No.	Color	Order No.	Color	Order No.	Color
1.5	20 ... 16	3.2	C-RCI 1,5/M3	3240016	Red	C-FCI 1,5/M3	3240032	Red
1.5	20 ... 16	3.7	C-RCI 1,5/M3,5	3240017	Red	C-FCI 1,5/M3,5	3240033	Red
1.5	20 ... 16	4.3	C-RCI 1,5/M4	3240018	Red	C-FCI 1,5/M4	3240034	Red
1.5	20 ... 16	5.3	C-RCI 1,5/M5	3240019	Red	C-FCI 1,5/M5	3240035	Red
1.5	20 ... 16	6.5	C-RCI 1,5/M6	3240020	Red	C-FCI 1,5/M6	3240036	Red
2.5	16 ... 14	3.2	C-RCI 2,5/M3	3240021	Blue	C-FCI 2,5/M3	3240037	Blue
2.5	16 ... 14	3.7	C-RCI 2,5/M3,5	3240022	Blue	C-FCI 2,5/M3,5	3240038	Blue
2.5	16 ... 14	4.3	C-RCI 2,5/M4	3240023	Blue	C-FCI 2,5/M4	3240039	Blue
2.5	16 ... 14	5.3	C-RCI 2,5/M5	3240024	Blue	C-FCI 2,5/M5	3240040	Blue
2.5	16 ... 14	6.5	C-RCI 2,5/M6	3240025	Blue	C-FCI 2,5/M6	3240041	Blue
2.5	16 ... 14	8.5	C-RCI 2,5/M8	3240026	Blue			
6	12 ... 10	4.3	C-RCI 6/M4	3240027	Yellow	C-FCI 6/M4	3240042	Yellow
6	12 ... 10	5.3	C-RCI 6/M5	3240028	Yellow	C-FCI 6/M5	3240043	Yellow
6	12 ... 10	6.5	C-RCI 6/M6	3240029	Yellow	C-FCI 6/M6	3240044	Yellow
6	12 ... 10	8.5	C-RCI 6/M8	3240030	Yellow	C-FCI 6/M8	3240045	Yellow
6	12 ... 10	10.5	C-RCI 6/M10	3240031	Yellow			
0	- 8	5.3	C-RCI 10/M5	3240219	Red			
0	- 8	6.5	C-RCI 10/M6	3240220	Red			
0	- 8	8.4	C-RCI 10/M8	3240221	Red			

CRIMPFOX – corresponding connectors for the CRIMPFOX series

Ring cable lugs, insulated



The insulated ring cable lugs with plastic sleeves feature the "Easy Entry" system. The sleeves are conically tapered to facilitate easy and correct insertion of the conductor. The hard-soldered crimping area guarantees the best mechanical properties and permits horizontal or even vertical crimpings.

Material: copper/tin-plated
Flange material: PA/halogen-free
Temperature range: -20°C ... +105°C
Flammability rating: V2

The C-RCEI series is equipped with an additional crimp zone for conductor insulation. Refer to the overview on page 32/33 for suitable tools.

Conductor cross section [AWG]	Hole/fork size [mm]	Ring cable lugs, insulated	Order No.	Color
16 ... 14	4.3	C-RCEI 2,5/M4	3241207	Blue
16 ... 14	5.3	C-RCEI 2,5/M5	3241208	Blue
16 ... 14	6.5	C-RCEI 2,5/M6	3241209	Blue
16 ... 14	8.5	C-RCEI 2,5/M8	3241210	Blue
12 ... 10	5.3	C-RCEI 6/M5	3241211	Yellow
12 ... 10	6.5	C-RCEI 6/M6	3241212	Yellow
12 ... 10	8.5	C-RCEI 6/M8	3241213	Yellow
12 ... 10	10.5	C-RCEI 6/M10	3241214	Yellow

Fork-type cable lugs, insulated



Fork-type cable lugs with plastic sleeves feature the "Easy Entry" system. The sleeves are conically tapered to facilitate easy and correct insertion of the conductor. The hard-soldered crimping area guarantees the best mechanical properties and permits horizontal or even vertical crimpings.

Material: copper/tin-plated
Flange material: PA/halogen-free
Temperature range: -20°C ... +105°C
Flammability rating: V2

Refer to the overview on page 32/33 for suitable tools.

Conductor cross section [mm ²]	Conductor cross section [AWG]	Hole/fork size [mm]	Fork-type cable lugs, insulated	Order No.	Color
0.5 ... 1.5	20 ... 16	3.7	C-FCI 1,5/M3,5	3240033	Red
0.5 ... 1.5	20 ... 16	4.3	C-FCI 1,5/M4	3240034	Red
0.5 ... 1.5	20 ... 16	5.3	C-FCI 1,5/M5	3240035	Red
0.5 ... 1.5	20 ... 16	6.5	C-FCI 1,5/M6	3240036	Red
1.5 ... 2.5	16 ... 14	3.2	C-FCI 2,5/M3	3240037	Blue
1.5 ... 2.5	16 ... 14	3.7	C-FCI 2,5/M3,5	3240038	Blue
1.5 ... 2.5	16 ... 14	4.3	C-FCI 2,5/M4	3240039	Blue
1.5 ... 2.5	16 ... 14	5.3	C-FCI 2,5/M5	3240040	Blue
1.5 ... 2.5	16 ... 14	6.5	C-FCI 2,5/M6	3240041	Blue
4 ... 6	12 ... 10	4.3	C-FCI 6/M4	3240042	Yellow
4 ... 6	12 ... 10	5.3	C-FCI 6/M5	3240043	Yellow
4 ... 6	12 ... 10	6.5	C-FCI 6/M6	3240044	Yellow
4 ... 6	12 ... 10	8.5	C-FCI 6/M8	3240045	Yellow

Pin cable lugs with hooks, insulated



Pin cable lugs are made of copper. Grooves are provided on the interior area of the sleeve for high extraction values and excellent contact properties. Easy and correct insertion with the "Easy Entry" system.

Material: copper/tin-plated

Conductor cross section [mm ²]	Conductor cross section [AWG]	Pin width [mm]	Designation cable lugs	Order No.	Color
0.5 ... 1.5	20 ... 16	4.60	C-BCI 1,5/4,6	3240568	Red
1.5 ... 2.5	16 ... 14	2.80	C-BCI 2,5/2,8	3240046	Blue
1.5 ... 2.5	16 ... 14	4.60	C-BCI 2,5/4,6	3240569	Blue
4 ... 6	12 ... 10	2.80	C-BCI 6/2,8	3240047	Yellow
4 ... 6	12 ... 10	4.60	C-BCI 6/4,6	3240570	Yellow

MPFOX – corresponding connectors for the CRIMPFOX series

pin cable lugs, straight, insulated



Conductor cross section		Pin dim. [mm]	Pin width [mm]	Designation cable lugs	Order No.	Color
[mm ²]	[AWG]					
0.5 ... 1.5	20 ... 16	19.5 x 2.8	2.80	C-BCSI 1,5/9 x 2,8	3240531	Red
1.5 ... 2.5	16 ... 14	32 x 4.5	2.80	C-BCSI 2,5/9 x 2,8	3240532	Blue
4 ... 6	12 ... 10	32 x 4.5	2.80	C-BCSI 6/10 x 2,8	3240546	Yellow
4 ... 6	12 ... 10	24 x 2.8	4.50	C-BCSI 6/18 x 4,5	3240533	Yellow

Insulated flat pin cable lugs with plastic coating ensure easy and safe conductor insertion thanks to "Easy Entry" technology, a reinforced crimping zone for maximum crimping forces, electrolytic tin plating as corrosion protection, and are halogen-free.

Material: copper/tin-plated
 Material: PA/halogen-free
 Temperature range: -20°C ... +105°C
 Pollution rating: V2

See the overview on page 32/33 for crimping tools.

pin cable lugs, insulated



Conductor cross section		Ø pin [mm]	Designation cable lugs	Order No.	Color
[mm ²]	[AWG]				
0.5 ... 1	20 ... 16	2.00	C-PCI 1,5/2	3240064	Red
1.5 ... 2.5	16 ... 14	2.00	C-PCI 2,5/2	3240066	Blue
4 ... 6	12 ... 10	2.70	C-PCI 6/2,7	3240068	Yellow

Insulated pin cable lugs with plastic coating ensure easy and safe conductor insertion thanks to "Easy Entry" technology, a reinforced crimping zone for maximum crimping forces, electrolytic tin plating, and are halogen-free.

Material: copper/tin-plated
 Material: PA/halogen-free
 Temperature range: -20°C ... +105°C
 Pollution rating: V2

See the overview on page 32/33 for crimping tools.

pin cable lugs, insulated with additional crimp zone



Conductor cross section		Ø pin [mm]	Designation cable lugs	Order No.	Color
[mm ²]	[AWG]				
0.5 ... 1	20 ... 16	2.00	C-PCEI 1,5/2	3241215	Red
1.5 ... 2.5	16 ... 14	2.00	C-PCEI 2,5/2	3241216	Blue
4 ... 6	12 ... 10	2.70	C-PCEI 6/2	3241217	Yellow

Insulated C-PCEI... pin cable lugs have an additional metal sleeve for the insulation of the conductor and insulation are joined together, which increases the crimping resistance and tensile strength.

Material: copper/tin-plated
 Material: PA/halogen-free

l and crimp sets

l tool sets, for convenient on-site use, l with cutting, stripping, and testing m the TOOL fox tool range. The are made from robust, hard-wearing



Order No.	TOOL-KIT STANDARD	1212422
cutting, stripping, crimping, and , consisting of:	CUTFOX 18	Cable cutter for copper and aluminum up to 18 mm diameter (up to 50 mm ²)
	WIREFOX-D 40	Stripping tool for dismantling cables from 4.5 ... 40 mm in diameter, insulation thickness of up to 4.5 mm
	WIREFOX 10	Automatic stripping pliers for conductors 0.02 ... 10 mm ²
	CRIMPFOX 6S-F	Crimping pliers for ferrules 0.5 ... 6 mm ² with self-adjusting die, front conductor entry
	SZF 1-0,6X3,5	Bladed screwdriver
	TOOL-KIT STANDARD EMPTY	Tool kit empty, 1212423
assembled according to customer ions	TOOL-KIT CUS	1200085
The CUS tool kit can be assembled according to your specifications in the product area of our website at phoenixcontact.net/products .		



Order No.	CRIMPFOX CENTRUS 6S SET	1213999
cutting, stripping, and crimping, g of:	CUTFOX 18	Cable cutter for copper and aluminum up to 18 mm diameter (up to 50 mm ²)
	WIREFOX 10	Stripping pliers, for stripping conductors up to 10 mm ²
	CRIMPFOX CENTRUS 6S	Crimping pliers for ferrules 0.14 ... 6 mm ² with self-adjusting die, front conductor entry
	AI SORTI BOX RD	Assortment box with ferrules, 50 pcs. each of: AI 0.5-8 WH, AI 2.5-8 BU, 100 pcs. each of: AI 0.75-8 GY, AI 1-8 RD, AI 1.5-8 BK
		TOOL-KIT STANDARD EMPTY

and crimp sets



Order No.	TOOL DATA SET	1208856
stripping, and crimping,	CUTFOX 12	Cable cutter for copper and aluminum conductors up to 12 mm in diameter (up to 35 mm ²)
	WIREFOX-D 11	Stripping tool for dismantling signal, control, and fiberglass cables up to 11 mm, insulation thickness of up to 1 mm
	CRIMPFOX-M	Basic pliers for accommodating dies for various contact types
	CRIMPFOX-M RJ45/DIE	Die for CRIMPFOX-M, for unshielded RJ45 connectors, stackable storage box
	TOOL-KIT STANDARD EMPTY	Tool kit empty, 1212423



Order No.	TOOL SET ALLROUND 2	1208843
stripping, crimping, and	CUTFOX 12	Cable cutter for copper and aluminum conductors up to 12 mm in diameter (up to 35 mm ²)
	WIREFOX 10	Automatic stripping pliers for conductors 0.02 ... 10 mm ²
	CRIMPFOX 10 S	Crimping pliers for ferrules 0.14 ... 10 mm ² with self-adjusting die



Order No.	TOOL SET ALLROUND 3	1208953
stripping, crimping, and	WIREFOX 10	Automatic stripping pliers for conductors 0.02 ... 10 mm ²

l and crimp sets

ool case for carrying and wearing.
e features a wide selection of high-
ools from the TOOL fox tool range. It
le and has a business card pocket.



Order No.	TOOL-CASE	1212629
e, lockable, with adjustable strap, l with each of the following tools:	CUTFOX 12	Cable cutter for copper and aluminum conductors up to 12 mm in diameter (up to 35 mm ²)
	CUTFOX-S VDE	Diagonal cutter for copper and aluminum conductors, VDE-tested
	MICROFOX-SB	Electronic diagonal cutter
	WIREFOX 10	Automatic stripping pliers for conductors 0.02 ... 10 mm ²
	WIREFOX-D 13	Stripping tool, for stripping cables from 8 ... 13 mm
	WIREFOX-D 28	Stripping tool for stripping cables from 8 ... 28 mm
	WIREFOX-D 11	Stripping tool for dismantling signal, control, and fiberglass cables up to 11 mm, insulation thickness of up to 1 mm
	CRIMPFOX-M SET	Crimping pliers set for ferrules and insulated and non-insulated cable lugs
	CRIMPFOX-M RCI 6/DIE	Die for CRIMPFOX-M, for non-insulated cable lugs, stackable storage box
	UNIFOX-C VDE	Combination pliers, VDE version
	UNIFOX-P VDE	Needle-nose pliers, VDE version
	UNIFOX-WP	Water pump pliers
	Screwdriver set slotted	SZS 0,4 x 2,5/0,5 x 3,0/1,0 x 4,0/1,0 x 6,5, VDE version
	Screwdriver set crosshead	Screwdriver, for Phillips Recess screws, sizes: 0/1/2, VDE version
	THEX screwdriver set	SF-THEX 2.5-100/3-100/4-150/5-150, non-insulated
	SF-SOCKET SET 47	47-part 1/4" socket tray
	Voltage tester	Voltage tester for DC and AC voltages from 12 V to 1000 V AC/1100 V DC, IP65
	USS 4	Control cabinet key metal, for all common control cabinets
	AI SORTI BOX RD	Assortment box with ferrules, 50 pcs. each of: AI 0.5-8 WH, AI 2.5-8 BU, 100 pcs. each of: AI 0.75-8 GY, AI 1-8 RD, AI 1.5-8 BK
	AI-TWIN SORTI BOX BU	Assortment box with TWIN ferrules, 50 pcs. each of: AI-TWIN 2 0.5-8 WH, AI-TWIN 2 x 0.75-8 GY, AI-TWIN 2 x 1-8 RD, AI-TWIN 2 x 1.5-8 BK, 25 pcs. each of: AI-TWIN 2 x 2.5-10 BU
	Cutter knife	With segment blades
	Measuring tape	5 m inch/metric
	Accessories	Safety glasses, hammer 300 g, continuity tester, scriber, combination wrench set 5 ... 22 mm, adjustable wrench < 30 mm
	TOOL-CASE EMPTY	Tool case, lockable, with elasticated straps to hold tools in place, empty, 1212628
e, assembled according to customer ions	TOOL-CASE CUS	1200072
	The CUS tool case can be assembled according to your specifications in the product area of our website at phoenixcontact.net/products .	

and crimp sets

crimp set in a robust metal
with ferrules and tools for
to 6 mm². The ferrules are
in accordance with DIN 46228-4
and CSA-certified.



Order No.	CRIMPSET 6	1202072
	QUICK WIREFOX 6	Stripping tool for cables and conductors up to 6 mm ²
	CRIMPFOX 6T	Crimping pliers with integrated pressure lock for ferrules between 0.25 ... 6 mm ² , front insertion
	Ferrules, 500 pcs. each of:	Al 0,25-6 YE; Al 0,34-6 TQ; Al 0,5-8 WH; Al 0,75-8 GY; Al 1-8 RD; Al 1,5-8 BK
	300 pcs. ferrules	Al 2,5-8 BU
	200 pcs. ferrules	Al 4-10 GY
	100 pcs. ferrules	Al 6-12 YE
	CRIMPSET 6/25 LEER	1204041

crimp set in a robust metal
with ferrules and tools
from 10 ... 16 mm². The
manufactured in accordance
with DIN 46228-4 and UL 486F. UL and



Order No.	CRIMPSET 25	1202580
	WIREFOX-D 40	Stripping tool for stripping cables from 4.5 ... 40 mm in diameter
	CRIMPFOX 25R	Crimping pliers with integrated pressure lock for ferrules from 10 - 25 mm ² , lateral entry
	300 pcs. ferrules	Al 10-12 RD
	200 pcs. ferrules	Al 16-12 BU
	100 pcs. ferrules	Al 25-16 YE
	CRIMPSET 6/25 LEER	1204041



Order No.	AI SORTI BOX RD	3202960
	AI-TWIN SORTI BOX BU	3202986
	AI-TWIN SORTI BOX GY	3202999
	AI SORTI BOX ANT	3202973

Sortiment boxes and fitting
www.phoenixcontact.net/catalog.

Tool sets

Tool sets, for convenient on-site use, equipped with a selection of products from the UNIFOX tool range. The pockets are made from robust and hard-wearing material. Includes a business card pocket.



Order No.	TOOL-WRAP	1212505
	CUTFOX 16 VDE	Cable cutter for copper and aluminum conductors, VDE-tested
	CUTFOX-S VDE	Diagonal cutter for copper and aluminum conductors, VDE-tested
	SZK PH0	Screwdriver, for Phillips Recess screws, size: 0
	SZK PH1	Screwdriver, for Phillips Recess screws, size: 1
	SZK PH2	Screwdriver, for Phillips Recess screws, size: 2
	SZS 0,4 x 2,5	Screwdriver, bladed, blade: 0.4 x 2.5 x 80 mm, length: 161 mm
	SZS 0,5 x 3,0	Screwdriver, bladed, blade: 0.5 x 3.0 x 100 mm, length: 181 mm
	SZS 1,0 x 4,0	Screwdriver, bladed, blade: 1.0 x 4.0 x 100 mm, length: 198 mm
	SZS 1,0 x 6,5	Screwdriver, bladed, blade: 1.0 x 6.5 x 150 mm, length: 248 mm
	UNIFOX-C VDE	Combination pliers, VDE version
	UNIFOX-P VDE	Needle-nose pliers, VDE version
	Voltage tester	Voltage tester for DC and AC voltages from 12 V to 1000 V AC/1100 V DC, IP65
	TOOL-WRAP EMPTY	Tool wrap empty, 1212501

Tool wrap, assembled according to customer requirements

Order No.	TOOL-WRAP CUS	1200083
-----------	---------------	---------

The CUS tool wrap can be put together according to your requirements in the product area on our website at phoenixcontact.net/products.

Sturdy and padded tool bag for wearing. Thanks to the tool compartments in the front and back, it is equipped with a laptop compartment pocket. Made from hard-wearing material. Includes a business card pocket.



Order No.	TOOL-BAG	1212504
	AI SORTI BOX RD	Assortment box with ferrules, 50 pcs. each of: AI 0.5-8 WH, AI 2.5-8 BU, 100 pcs. each of: AI 0.75-8 GY, AI 1-8 RD, AI 1.5-8 BK
	CRIMPFOX-M SET	Crimping pliers set for ferrules and insulated and non-insulated cable lugs
	CUTFOX 25 VDE	Cable cutter for copper and aluminum conductors, VDE-tested
	CUTFOX-S VDE	Diagonal cutter for copper and aluminum conductors, VDE-tested
	SZK PH0	Screwdriver, for Phillips Recess screws, size: 0
	SZK PH1	Screwdriver, for Phillips Recess screws, size: 1
	SZK PH2	Screwdriver, for Phillips Recess screws, size: 2
	SZS 0,4 x 2,5	Screwdriver, bladed, blade: 0.4 x 2.5 x 80 mm, length: 161 mm
	SZS 0,5 x 3,0	Screwdriver, bladed, blade: 0.5 x 3.0 x 100 mm, length: 181 mm
	SZS 1,0 x 4,0	Screwdriver, bladed, blade: 1.0 x 4.0 x 100 mm, length: 198 mm
	SZS 1,0 x 6,5	Screwdriver, bladed, blade: 1.0 x 6.5 x 150 mm, length: 248 mm
	UNIFOX-C VDE	Combination pliers, VDE version
	UNIFOX-P VDE	Needle-nose pliers, VDE version
	UNIFOX-WP	Water pump pliers
	USS 4	Control cabinet key in metal, for all common control cabinets
	WIREFOX 10	Automatic stripping pliers for conductors 0.02 ... 10 mm²
	WIREFOX D 10	Automatic stripping pliers for conductors 0.02 ... 10 mm²

ets

ets, for convenient on-site use,
cutting, stripping, and testing
TOOL fox tool range. The
made from robust and hard-
al. With business card pocket.



Order No.	TOOL-CARRIER	1212503
ped with each of the following	CRIMPFOX-M	Basic pliers, for accommodating dies for various contact types
	CRIMPFOX-M 10/DIE	Die, for CRIMPFOX-M, for 0.25 ... 10 mm ² ferrules, stackable storage box
	CUTFOX 18	Cable cutter for copper and aluminum conductors
	CUTFOX-S VDE	Diagonal cutter for copper and aluminum conductors, VDE-tested
	SZK PH0	Screwdriver, for Phillips Recess screws, size: 0
	SZK PH1	Screwdriver, for Phillips Recess screws, size: 1
	SZK PH2	Screwdriver, for Phillips Recess screws, size: 2
	SZS 0,4X2,5	Screwdriver, bladed, blade: 0.4 x 2.5 x 80 mm, length: 161 mm
	SZS 0,5X3,0	Screwdriver, bladed, blade: 0.5 x 3.0 x 100 mm, length: 181 mm
	SZS 1,0X4,0	Screwdriver, bladed, blade: 1.0 x 4.0 x 100 mm, length: 198 mm
	SZS 1,0X6,5	Screwdriver, bladed, blade: 1.0 x 6.5 x 150 mm, length: 248 mm
	UNIFOX-CE VDE	Combination pliers, angled, VDE version
	UNIFOX-P VDE	Needle-nose pliers, VDE version
	UNIFOX-WP	Water pump pliers
	USS 4	Control cabinet key in metal, for all common control cabinets
	WIREFOX 10 VDE	Stripping pliers, for stripping conductors up to 10 mm ²
	WIREFOX-D 13	Stripping tool, for stripping cables from 8 ... 13 mm
	WIREFOX-D 28	Stripping tool, for stripping cables from 8 ... 28 mm
	Voltage tester	Voltage tester for DC and AC voltages from 12 V to 1000 V AC/1100 V DC, IP65
	Cutter knife	With segment blade
Measuring tape	5 m inch/metric	
	TOOL-CARRIER EMPTY	Tool bag, empty, 1212499
abled according to customer	TOOL-CARRIER CUS	1200082

The CUS tool bag can be assembled according to your specifications in the product area of our website at phoenixcontact.net/products.

uch has multiple pockets for
the tools. With business card



Order No.	TOOL-BELTPOUCH	1212506	
, equipped with one of each of ols:	CUTFOX 18	Cable cutter for copper and aluminum conductors up to 18 mm in diameter (up to 50 mm ²)	
	CUTFOX-S VDE	Diagonal cutter for copper and aluminum conductors, VDE-tested	
	Voltage tester	Voltage tester for DC and AC voltages from 12 V to 1000 V AC/1100 V DC, IP65	
	SZK PH1	Screwdriver, for Phillips Recess screws, size: 1	
	SZK PH2	Screwdriver, for Phillips Recess screws, size: 2	
	SZS 0,5 x 3,0	Screwdriver, bladed, blade: 0.5 x 3.0 x 100 mm, length: 181 mm	
	SZS 1,0 x 4,0	Screwdriver, bladed, blade: 1.0 x 4.0 x 100 mm, length: 198 mm	
	SZS 1,0 x 5,5	Screwdriver, bladed, blade: 1.0 x 5.5 x 125 mm, length: 223 mm	
	UNIFOX-CE VDE	Combination pliers, angled, VDE version	
	USS 4	Control cabinet key in metal, for all common control cabinets	
	WIREFOX-D 13	Stripping tool, for stripping cables from 8 ... 13 mm	
	Cutter knife	With segment blade	
	Measuring tape	5 m inch/metric	
		TOOL-BELTPOUCH EMPTY	Tool bag, empty, 1212499

Screwdrivers and torque

Screwdrivers

REWFOX

Phoenix Contact screwdrivers are tailored for a wide variety of different screws.

This is particularly true of the products in the terminal block range. Ergonomically designed handles mean that the required torque is transferred with a reasonable amount of force. Adjustable torque and precision screwdrivers complete the product range.

Economic and durable

Whether bits, screwdrivers with a wide range of drives and sizes, cordless screwdrivers or manual torque screwdrivers – Phoenix Contact has the right screwdriver tool for you.

Durable, thanks to specially hardened and tempered blades

High torque transmission, thanks to the special two-component handle geometry

Solid, thanks to high-quality components and low materials





Force transmission
 The ergonomic design ensures an optimum grip and support for the hand.



Precise torque
 The finely adjustable torque enables optimum adaptation to various screw sizes and ensures consistent torque transmission.



Cordless screwdrivers
 The SF-ASD 21 high-precision cordless torque screwdriver is the ideal one-hand tool for server racks.




REWFOX screwdriver tools

Screwdrivers

Screwdriver tools are equipped with ergonomic two-component handles. They enable effortless working, while transmitting maximum power and thereby ensuring a secure hold. Optimum blade shapes guarantee a secure hold in the screw and prevent slipping. The hexagon on the handle prevents rolling away. Insulated screwdriver tools are unit-tested and offer high security when working with live parts up to 1000 V AC/1500 V DC.

Insulated VDE versions have insulation that runs into the shaft. Since there is no metal on the shaft, even deeper lying screws can be reached with ease.

SLIC... screwdriver tools are supplied with an impact cap and a wrench aid.

				 1000 V AC/ 1500 V DC		 1000 V AC/ 1500 V DC	
		Not insulated	Order No.	Insulated	Order No.	Insulated, slender design	Order No.
		Type		Type		Type	
	Blade:						
	0.4 x 2.0 mm	SF-SL 0,4X2,0-60	1212546	SZS 0,4X2,5 VDE	1205037		
	0.4 x 2.5 mm	SF-SL 0,4X2,5-75	1212547	SZS 0,5X3,0 VDE	1207404		
	0.5 x 3.0 mm	SF-SL 0,5X3,0-80	1212548	SZS 0,6X2,5 VDE	1205040		
	0.6 x 2.5 mm			SZS 0,6X3,5 VDE	1212602	SF-SL 0,6X3,5-100 S VDE	1212587
	0.6 x 3.5 mm	SF-SL 0,6X3,5-100	1212549				
	0.6 x 3.5 mm	SF-SL 0,6X3,5-200	1212550	SZS 0,8X4,0 VDE	1212508	SF-SL 0,8X4,0-100 S VDE	1212588
	0.8 x 4.0 mm	SF-SL 0,8X4,0-100	1212551	SZS 1,0X4,0 VDE	1205066		
	1.0 x 4.0 mm			SZS 1,0X5,5 VDE	1209114	SF-SL 1,0X5,5-125 S VDE	1212589
	1.0 x 5.5 mm	SF-SL 1,0X5,5-150	1212552	SZS 1,0X6,5 VDE	1205079		
	1.0 x 6.5 mm						
	1.2 x 6.5 mm	SF-SL 1,2X6,5-150	1212553	SZS 1,2X8,0 VDE	1205082		
	1.2 x 8.0 mm			SF-SLIC 1,2X7,0-125	1212554		
	1.2 x 7.0 mm			SF-SLIC 1,6X10,0-175	1212555		
	1.6 x 10.0 mm						
PH							
	PH0 x 60 mm	SF-PH 0-60	1212558	SZK PH0 VDE	1205147		
	PH0 x 80 mm			SZK PH1 VDE	1205150	SF-PH1-80 S VDE	1212693
	PH1 x 80 mm	SF-PH 1-80	1212559	SZK PH2 VDE	1205163	SF-PH2-100 S VDE	1212694
	PH2 x 100 mm	SF-PH 2-100	1212560	SZK PH3 VDE	1212536		
	PH3 x 150 mm	SF-PH 3-150	1212561				
PZ							
	PZ0 x 60 mm	SF-PZ 0-60	1212562	SZK PZ0 VDE	1206447		
	PZ0 x 80 mm			SZK PZ1 VDE	1206450	SF-PZ1-80 S VDE	1212695
	PZ1 x 80 mm	SF-PZ 1-80	1212563	SZK PZ2 VDE	1206463	SF-PZ2-100 S VDE	1212696
	PZ2 x 100 mm	SF-PZ 2-100	1212564	SZK PZ3 VDE	1212599		
	PZ3 x 150 mm	SF-PZ 3-150	1212565				
Plus PH							
	PH1 x 80 mm			SF-PHSL 1-80 VDE	1212283	SF-PHSL 1-80 S VDE	1212697
	PH2 x 100 mm			SF-PHSL 2-100 VDE	1212288	SF-PHSL 2-100 S VDE	1212698
Plus PZ							
	PZ1 x 80 mm			SF-PZSL 1-80 VDE	1212556	SF-PZSL 1-80 S VDE	1212699
	PZ2 x 100 mm			SF-PZSL 2-100 VDE	1212557	SF-PZSL 2-100 S VDE	1212700
TX							
	TX(H) 8 x 60 mm	SF-TXH 8X60	1200148	SF-TX 8X80 VDE	1200155		
	TX(H) 8 x 80 mm			SF-TX 10X80 VDE	1200156		
	TX(H) 10 x 80 mm	SF-TXH 10X80	1200149	SF-TX 15X80 VDE	1200157		
	TX(H) 15 x 80 mm	SF-TXH 15X80	1200150	SF-TX 20X80 VDE	1200158		
	TX(H) 20 x 80 mm						
	TX(H) 20 x 100 mm	SF-TXH 20X100	1200151	SF-TX 25X100 VDE	1200159		
	TX(H) 25 x 100 mm	SF-TXH 25X100	1200152	SF-TX 30X100 VDE	1200160		
	TX(H) 30 x 100 mm						
	TX(H) 30 x 115 mm	SF-TXH 30X115	1200153				
	TX(H) 40 x 130 mm	SF-TXH 40X130	1200154				

Insulated SF-TXH versions should be used for security screws and screws with a hex head as standard screws.

WFOX screwdriver tools

Screwdrivers for actuating spring-cage and fast connection terminal blocks

In their standard application, these screwdrivers are particularly suited to actuating terminal blocks of the PT..., ST... and QTC... series. The defined length of the screwdriver tip ensures the spring terminal block is actuated as far as possible without leaving any damage.

The curved versions are ideal for use in narrow spaces.



	Order No.	Non-insulated	Insulated	Insulated/angled
2 mm		SZF 0-0,4X2,5 1204504		ST-BW-0 1200135
2.5 mm		SZF 1-0,6X3,5 1204517	SZS 0,6 x 3,5 1205053	ST-BW 1207608
3 mm		SZF 2-0,8X4,0 1204520		
4 mm		SZF 3-1,0X5,5 1206612		

Voltage tester single position

Single position voltage tester, slotted, for AC.



Order No.	SF-VT VDE	1212598
-----------	-----------	-------------------------

Hexagonal socket wrenches and screwdrivers

Hexagonal socket wrenches for tightening hexagonal screws and nuts. The ergonomically designed handles ensure precise work.



	Order No.	Hexagonal socket wrench
5 mm		SHN 5.5 1209855
8 mm		SHN 8 1209868
13 mm		SHN 13 1209923



Allen keys for Allen screws remain safely in place with the ergonomically designed handles and work precisely.





	Order No.	Allen key
2 mm		SF-THEX 2-100 1212637
2.5 mm		SF-THEX 2,5-100 1212638
3 mm		SF-THEX 3-100 1212639
4 mm		SF-THEX 4-150 1212640
5 mm		SF-THEX 5-150 1212641
6 mm		SF-THEX 6-200 1212642
8 mm		SF-THEX 8-200 1212643

REWFOX screwdriver tools

Hexagonal socket wrenches and screwdrivers

<p>Screwdriver set, metric, 9-part, in practical holder with ball head, matt chrome-plated with ball head from TX 15, phosphate coated</p>			
	<p>Order No. Allen key set</p>	<p>SF-LHEX SET 1212544</p>	<p>Torx set</p>
<p>1, 1.5, 2, 2.5, 3, 4, 5, 6, 8, 10</p>			
<p>8, 9, 10, 15, 20, 25, 27, 30, 40</p>		<p>SF-LTX SET 1200162</p>	

Power cordless screwdrivers

<p>Cordless screwdriver features the following: Left rotation Speed gear Torque clutch with drilling setting up to 600 rpm Hexagonal fast connection drill chuck Torque repeat accuracy</p>			
	<p>Order No. SF-ASD 21 1212532</p>	<p>SF-ASD 21 SET 230V 1212530</p>	
<p>Adjustable from 0.3 ... 4.4 Nm, incl. 1.2 Ah battery pack</p>		<p>Consisting of: torque cordless screwdriver incl. two batteries, 230 V charger, bits and user manual, aluminum case</p>	
<p>Order No. SF-ASD 21/CHARGER 230 V 1212535</p>			
<p>Order No. SF-ASD 21/ACCU 1,5 AH 1212533</p>			

High torque screwdrivers with hexagonal fast connection holder










<p>High-precision, finely adjustable torque screwdrivers in accordance with EN ISO 6789 are optimally tailored to Contact products with a screw connection.</p>				
	<p>Order No. TSD-M 1,2NM 1212224</p>	<p>TSD-M 3NM 1212225</p>	<p>TSD-M 6NM 1212226</p>	
<p>0.3 ... 1.2 Nm</p>	<p>1.2 ... 3.0 Nm</p>	<p>3.0 ... 6.0 Nm</p>		
<p>Order No. TSD-M SAC-BIT ADAPTER 1212600</p>	<p>TSD-M SAC-BIT ADAPTER 1212600</p>	<p>TSD-M SAC-BIT ADAPTER 1212600</p>		

<p>High torque screwdriver with 1/4" quick-action chuck and long handle is suitable for bits in accordance with EN ISO 6336-C 6.3 and E 6.3/ISO 1173.</p>			

WFOX screwdriver tools

Bits for cordless screwdrivers and bit handles

bits are suitable for hard and soft screws.
geometries increase the bearing surface
screws from being over-tightened.

					
Order No.					
50 mm	SF-BIT-SL 0,5X3,0-50	1212566			
70 mm	SF-BIT-SL 0,5X3,0-70	1212567			
50 mm	SF-BIT-SL 0,6X3,5-50	1212568			
70 mm	SF-BIT-SL 0,6X3,5-70	1212569			
50 mm	SF-BIT-SL 0,8X4,0-50	1212571			
70 mm	SF-BIT-SL 0,8X4,0-70	1212572			
50 mm	SF-BIT-SL 1,0X5,5-50	1212574			
70 mm	SF-BIT-SL 1,0X5,5-70	1212575			
70 mm	SF-BIT-SL 1,2X6,5-70	1212577			
50 mm for test sockets			SF-BIT-SLS 0,6X3,5-50 1212605		
50 mm for test sockets			SF-BIT-SLS 0,9X6,5-50 1212606		
					
Order No.					
n	SF-BIT-PH 1-50	1212579	SF-BIT-PZ 1-50 1212591		
n	SF-BIT-PH 2-50	1212580	SF-BIT-PZ 2-50 1212592		
n	SF-BIT-PH 3-50	1212581	SF-BIT-PZ 3-50 1212593		
n	SF-BIT-PH 1-70	1212582	SF-BIT-PZ 1-70 1212594		
n	SF-BIT-PH 2-70	1212583	SF-BIT-PZ 2-70 1212595		
n	SF-BIT-PH 3-70	1212584	SF-BIT-PZ 3-70 1212596		
					
Order No.					
n	SF-BIT-PHSL 1-70	1212479	SF-BIT-PZSL 1-70 1212603		
n	SF-BIT-PHSL 2-70	1212601	SF-BIT-PZSL 2-70 1212604		
					
Order No.					
n/2 x 89 mm		SF-BIT-HEX 2-50	1212645	SF-BIT-HEX 2-89 S	1200300
mm/2,5 x 89 mm		SF-BIT-HEX 2,5-50	1212646	SF-BIT-HEX 2,5-89 S	1200301
n/3 x 89 mm		SF-BIT-HEX 3-50	1212647	SF-BIT-HEX 3-89 S	1200302
n/4 x 89 mm		SF-BIT-HEX 4-50	1212648	SF-BIT-HEX 4-89 S	1200303
n		SF-BIT-HEX 5-50	1212649		
n		SF-BIT-HEX 6-50	1212650		
n	SF-BIT-TX 8-50	1212570	SF-BIT-HEX 8-50	1212651	
n	SF-BIT-TX 10-50	1212573			
m	SF-BIT-TX 15-50	1212576			

REWFOX screwdriver tools

Hexagonal torque screwdrivers with preset torque

Hexagonal 4 mm torque screwdrivers are ideal for tightening pressure nuts and sensor/actuator cables of control boxes.



Order No.		Accessories: nuts for		
Hexagonal, 4 mm, 0.2 Nm	TSD 02 SAC	1208487	M8 SAC cable/connector with QUICKON connection	SAC BIT M8-D10 1208461
			M8 connector, for assembly	SACC BIT M8-D12 1208474
Hexagonal, 4 mm, 0.4 Nm	TSD 04 SAC	1208429	M12 SAC cable/connector with QUICKON connection	SAC BIT M12-D15 1208432
			M12 connector, for assembly	SACC BIT M12-D20 1208445
			M12 SAC cable/connector, hexagonal knurl	SAC BIT M12-W14 1212513
Hexagonal, 4 mm, 0.8 Nm	TSD 08 SAC	1212597	M12 connector, for assembly	SACC BIT M12-D20 1208445
			Pressure nuts, wrench size: 13 mm	SAC BIT QUICKON-W13 1212033
			7/8" SAC cable/connector	SAC BIT MIN-D25 1212512
Hexagonal, 4 mm, 2.0 Nm	TSD 20 SAC	1212020	Pressure nuts, wrench size: 13 mm	SAC BIT QUICKON-W13 1212033
Hexagonal, 4 mm, 2.5 Nm	TSD 25 SAC	1212315	Pressure nuts, wrench size 24 mm	SAC BIT HOOD-W24 1212486


Control cabinet keys

Control cabinet key with five closures:
8 mm square,
11 mm triangle,
11 mm two-way key bit



Order No. **USS 4** [1203149](#)

Control cabinet key with strong chain and snap
nine closures:
8, 9 10 mm square,
10 11 mm triangle,
11 mm two-way key bit, 6 mm semicircle



Order No. **SF-CCK 9** [1212525](#)

Socket wrench set

Socket wrench set 1/4", 47-part, 1/4" reversible
48 teeth with fast locking systems, 1/4" extensions
and 100 mm, 1/4" screw handle, 1/4" flexible
extension 150 mm, 1/4" Kardan joint, 1/4" T-handle
bit adapter, 13 knurled 1/4" sockets, wrench size:
5/16/7/8/9/10/11/12/13/14 mm, 21 knurled socket
Torx® T10, T15, T20, T25, T30, T40, 6 x Hex
7, 8 mm, 3 x Phillips Recess® PH1, PH2, PH3,
Driv® PZ1, PZ2, PZ3, 3 x slotted 4, 5.5, 7 mm,
wrench Hex 1.27, 1.5, 2, 2.5 mm, breakage and
resistant plastic case with metal fastening.



Order No. **SF-SOCKET SET 47** [1200292](#)

WFOX screwdriver tools

Driver and bit sets

Screwdriver sets are available with a variety of contents. They are supplied including a holder for mounting on the wall.



Order No.

Set, slotted/crosshead Phillips Recess®, 6-piece, incl. rack, contents: 0.5 x 3.0 x 80; 1.0 x 5.5 x 150; 1.2 x 6.5 x 150, PH 1, PH 2

SF-SL/PH SET

1212541

Set, slotted/crosshead Pozidriv®, 6-piece, incl. rack, contents: 0.5 x 3.0 x 80; 1.0 x 5.5 x 150; 1.2 x 6.5 x 150, PZ 1, PZ 2

SF-SL/PZ SET

1212542

Set, slotted/crosshead Pozidriv® VDE-insulated, 6-piece, incl. rack, contents: 0.6 x 3.5 x 100; 0.8 x 4.0 x 100; 1.0 x 5.5 x 125; PZ 1, PZ 2

SF-SL/PZ SET VDE

1212540

Set, slotted/crosshead Phillips Recess®, VDE-insulated, 6-piece, incl. rack
0.5 x 3.0 x 80; 0.6 x 3.5 x 100; 0.8 x 4.0 x 100; 1.0 x 5.5 x 125; PH 1, PH 2

SF-SL/PH SET VDE

1212539

Set, protective insulation integrated in the shaft, slotted/crosshead Phillips/combined
® + slotted (plus/minus), VDE-insulated, 7-piece, incl. rack
0.5 x 3.0 x 80; 0.6 x 3.5 x 100; 0.8 x 4.0 x 100; 1.0 x 5.5 x 125; PH1 x 80; PH2 x 100; PZ1 x 80;

SF-SL/PH/PZ-SL SET S-VDE

1212701

Set, Torx® with drill bit, 6-piece, incl. rack, contents: TX 8 x 60; TX 10 x 80; TX 20 x 100; TX 25 x 100; TX 30 x 115

SF-THX SET

1212538

Set, Torx®, VDE-insulated, 6-piece, incl. rack, contents: TX 8 x 80; TX 10 x 80; TX 20 x 80; TX 25 x 100; TX 30 x 100

SF-TX SET VDE

1212537

The quick change bit holder comes in a compact plastic box that allows for structured access. The hardened bits ensure durability.



Order No.

Quick-UBH universal bit holder, 25 mm long slotted/crosshead (PZ and PH) bits, 10-piece

SF-BIT SET

1212545

The belt pouch has all common bits in a compact form, giving you quick access to the right bit in any situation.



Order No.

Driver set with quick-action chuck, 89 mm long slotted/crosshead (PZ and PH)/Hex/Phillips part, in folding belt pouch
0.5 x 3.0 x 89; PZ 1, 2, 3 x 89; SL 1.5 x 5.5 x 89; TX 10 ... 30 x 89; SW 3, 4, 5, 6 x 89

SF-M SET

1212543

Driver set with quick-action chuck, 89 mm long slotted/crosshead (PZ and PH)/Hex/Phillips part, in folding belt pouch
0.5 x 3.0 x 89; SL 1.5 x 5.5 x 89; TX 10 ... 25 x 89; SW 3, 4

SF-M SET 2

1212756

Measuring and test devices TESTFOX

TESTFOX multimeters, current testers, and voltage testers are a range of quality measuring tools, which have been tested and approved in accordance with applicable national and international standards. They support the measurement of standard parameters and are the ideal solution for all applications in industry, electrical installation, and services.

Multifunctional and robust

TESTFOX measuring and test devices ensure the safety of your systems and devices.


Robust and durable, thanks to special shock-proof plastic materials

High level of functionality: all standard measuring tasks in a single compact device

Versatile use: also ideal for use in photovoltaics

Reliable results: elimination of inaccurate measurements due to reactive voltage





Range of functions

The DUSPOL M-1 supports all standard measurement methods and temperature



Versatile use

The TESTFOX CC-1 also allows you to measure small AC/DC currents from 10 mA



Error-free measurement

A load can be connected via two pushbuttons in order to rule out inaccurate

TESTFOX test and measuring devices

DUSPOL EXPERT voltage and continuity tester
 the following:
 position test of the outer conductor (phase)
 spring point lighting
 LED and optical continuity test
 connection via pushbutton
 alarm for safe voltage detection
 voltage category CAT IV 500 V in accordance with
 EN 61243-3



	Order No.	DUSPOL EXPERT	1209091	
Voltage range	[V DC]	12 ... 750		
Voltage range	[V AC]	12 ... 690		
Ingress protection class		IP64		

Current probes can be used for voltages of up to
 category III. They combine the functions of a digital
 multimeter with those of a current probe in compact and
 IP30 housing. All measuring ranges are protected
 against overload.



	Order No.	TESTFOX CC	1212210	TESTFOX CC-1	1212211
Resolution range		2,000 digits		4,000 digits	
Accuracy		1.0%		0.5%	
Voltage range		0.1 V ... 600 V		0.1 mV ... 600 V	
Voltage range		0.1 V ... 600 V		0.1 mV ... 600 V	
Current range		0.1 A ... 400 A		10 mA ... 300 A	
Current range		–		10 mA ... 300 A	
Resistance range		0.1 Ω ... 20 M Ω		0.1 Ω ... 40 M Ω	
Continuity test		Audible (20 Ω)		Audible (50 Ω)	
Measurement mode		RMS		True RMS	

Digital multimeters with volt sensor function offer a
 wide variety of functions and easy handling and
 reliability with their quality. They are tested and approved
 in accordance with applicable international IEC/EN 61010
 standards. The devices can be used for voltages of up to
 category III or 1000 V category II.



	Order No.	TESTFOX M	1212208	TESTFOX M-1	1212209
Resolution range		2,000 digits		2,000 digits	
Accuracy		0.5%		0.5%	
Voltage sensor		Yes		Yes	
Voltage range		0.1 mV ... 750 V		0.1 mV ... 750 V	
Voltage range		0.1 mV ... 1000 V		0.1 mV ... 1000 V	
Current range		–		1 mA ... 10 A	
Current range		–		1 A ... 10 A	

FOX test and measuring devices

offers robust and versatile use. Internal and
rements are especially easy, thanks to the
etic hooks. In addition, it has an automatic
locking device, an abrasion-resistant and
ale as well as a belt clip.



Order No.			
pe, 5 m, metric	MEASURING TAPE 5M	1200298	
ic measuring rail	MEASURING TAPE 5M I/M	1200304	

electronics pliers CROFOX

CROFOX is the range of pliers for all work in electronics and electromechanical engineering. It is ideal for working on hard-to-reach areas such as PCB components.

Micro pliers feature ergonomically designed two-component handles. This ensures a secure grip and makes effortless work.

To protect sensitive electronic components, we recommend the ESD versions with special handles. These discharge the electrostatic charges in a controlled manner in accordance with the relevant standards and regulations.


Precise and convenient



Sophisticated tools for all precise tasks in the field of electronics.

Protect electronic components, thanks to the ESD design

Ultra-precise: lowest tolerances during production

Durable, thanks to high-quality components and raw materials





Safe

The handles of the MICROFOX... ESD electronics pliers are made from conductive

Precise

The integrated double leaf spring and the ergonomic non-slip handles ensure accuracy

are made from special C 60 tool
med and precision-ground which

MICROFOX electronics pliers

Electronics pliers

MICROFOX electronics pliers feature a through-connected spring for permanent stability and optimum distribution of force. The gripping surfaces are finely polished and oiled and are protected with an opening spring that allows for working with one hand.



Order No.

MICROFOX-SB 1212489

MICROFOX-SP 1212488

Diagonal cutter
Rounded head with chamfer

Diagonal cutter
Tapered head without chamfer

Function

MICROFOX pliers are precision-ground and offer ideal results in the long term. The two-component handles provide for non-slip and effortless use.



Order No.

MICROFOX-E 1212494

MICROFOX-EO 1212495

MICROFOX-P 1212493

Front cutter
No chamfer

Front cutter
Angled, 20°, no chamfer

Needle-nose pliers
Smooth gripping surface

Function

The gripping surfaces of the tools are designed flat to avoid slipping when gripping and bending components.



Order No.

MICROFOX-PC 1212492

MICROFOX-F 1212493

MICROFOX-R 1212490

Needle-nose pliers
45° angle, smooth gripping surface

Flat-nose pliers
Smooth gripping surface

Round-nose pliers
Smooth gripping surface

Function

MICROFOX electronics pliers

Electronics pliers

MICROFOX-SP-1 is equipped with a sensitive spring and a phosphate coated surface supports glare-free work with soft materials such as copper and plastic. The jaws are designed without a chamfer and thus realize optimum results.



Order No. **MICROFOX-SP-1** 1212487

Diagonal cutter
Tapered head, no chamfer, plated joint

ESD electronics pliers

MICROFOX ESD electronics pliers conform to international standards and regulations including EN 60950-1 and EN 61340-5-1.

The precision joint ensures optimum results. The jaws are mirror-polished and then phosphate-coated to ensure that there is no glare when working.



Order No. **MICROFOX-S ESD** 1212480

Diagonal cutter
Rounded head, no chamfer



Order No. **MICROFOX-E ESD** 1212485

Front cutter
No chamfer



Order No. **MICROFOX-P ESD** 1212482

Needle-nose pliers
Smooth gripping surface

MICROFOX-PC ESD pliers are equipped with an opening spring for sensitive working with just one hand. The jaws are mirror-polished and then phosphate-coated to protect delicate parts from being damaged.



Order No. **MICROFOX-PC ESD** 1212483

Needle-nose pliers
45° angle, smooth gripping surface



Order No. **MICROFOX-F ESD** 1212484

Flat-nose pliers
Smooth gripping surface



Order No. **MICROFOX-R ESD** 1212481

Round-nose pliers
Smooth gripping surface

Automatic devices

Cutting, stripping, and crimping devices

Phoenix Contact has a comprehensive range of innovative automatic devices for the automation of fast and flexible processing of conductors and cables. A combination of functionality, quality, and setup times guarantees high levels of reliability while ensuring high-quality results in the shortest time.

Flexible and fast

Cutting, stripping and crimping: Increase your efficiency by automating these three substeps.

Easy startup and high process reliability in every application

Intuitive operation via display, knobs or numerical keys

Durable and low-maintenance, thanks to the robust design and the use of low-wear components





Automatic cutting
The DX 10 automatic cutting device processes solid and stranded conductors and



Automatic stripping
The WF 1000 automatically insulates conductors up to 6 mm² or cables up to



Automatic crimping
The CF 500 is characterized by a high press capacity in a compact design. It processes

Automatic devices



The CUTFOX 10 automatic cutting device processes conductors and cables up to 10 mm². Solid and stranded conductors can be cut with millimeter precision. The length and number of cuts are entered via the user-friendly display. The CUTFOX 10 automatically adapts to the diameter when there is a change in material.



The WF 1000 stripping machine can be used to automatically strip conductors with a cross section of up to 6 mm² or cables up to 6 mm Ø, and also offers the option of partial stripping. The stripping dimensions are set individually via knobs and shown on the display.



The ZAP crimping pliers are pneumatic pliers for ferrules with a cross section range from 0.25 to 10 mm². The crimping process is activated by a foot valve or a manual trigger, depending on the version. Two integrated recesses allow quick access to the ferrules.



The CF 500 is characterized by a high pressure in a compact design. The dies can be changed quickly and easily, which makes it possible to process a variety of contact types up to 10 mm².



The Crimphandy is a portable hand-held device for stripping and crimping in one step – in less than 2 seconds. Automatic monitoring functions ensure optimum, high-quality crimping every time.



The CF 3000-2,5 automatic stripping and crimping device processes taped ferrules with insulating collars in accordance with DIN 46228-4. This device allows conductors with a cross section range from 0.25 to 2.5 mm² to be stripped and fitted with ferrules in a single step. The automatic device can be adapted to various cross sections in under a minute.

Automatic devices

CUTFOX 10 automatic cutting device

The CUTFOX 10 automatic cutting device cuts conductors and cables up to 10 mm². Solid and stranded cables can be cut to length with millimeter precision. The length and number of cuts are entered on the control panel and displayed on the LCD display. The CUTFOX 10 automatically adapts to the diameter when there is a change in material.



	Order No.	
CUTFOX 10 automatic cutting device, 100 ... 240 V, 50 ... 60 Hz version for cutting solid and cables up to 8 mm Ø (up to 10 mm ²) and stranded (up to 10 mm ²)	CUTFOX 10	1206829
Accessory for CUTFOX 10 for accommodating cable rings and coils	CUTFOX 10 C-UN	1208393
Dimensions		
Width/length/height	[mm]	194 / 301 / 228
Weight	[kg]	11
Power consumption	[VA]	80
Max. cable cross-section	[mm ²]	0.25 ... 10
Max. cable diameter	[mm ²]	0.25 ... 2.5
Max. cutting depth	[mm]	8
Control setting		Automatic
Number of cuts	[unit]	9999
Max. cutting length	[m]	Up to 1000
Max. cutting speed	[m/s]	0.5
Measurement		mm / inch
Language		German/English/French/Italian
Accessories for automatic cutting device		
Drive wheels for CUTFOX 10	CF-10 WHEEL SET	1207271
for CUTFOX 10, with PU tread, for sensitive cables/conductors and their insulation (for hard materials)	CF-10 WHEEL SET PU	1200098
for CUTFOX 10 with hardened, finely knurled steel tread, for very hard insulation and materials	CF-10 WHEEL SET STEEL	1200099
Blade set for CUTFOX 10	CF-10 CUTTER KNIFE SET	1207284
Accessories for cable unwinder		
Rotary table for cable roller for coordinated unwinding of cable rings and coils	CUTFOX 10 R-C	1208403
Holding arms for rotary tables for rotary table	CUTFOX 10 BAR	1208416

Automatic devices

WF 1000 stripping machine

The WF 1000 stripping machine can be used to automatically strip conductors with a cross section of 0.08 mm² or cables up to 6 mm Ø, and also offers the option of partial stripping. The stripping lengths are set individually via knobs and shown on the display.




		Order No.	
WF 1000 stripping machine, 230 V version		WF 1000	1212149
Strip conductors and cables			
Strip 1 to 3 stranded 0.08 ... 6 mm ² (max. Ø 6 mm)			
Integrated graphics display			
WF 1000 stripping machine, 120 V version		WF 1000 120 V	1212258
Strip conductors and cables			
Strip 1 to 3 stranded 0.08 ... 6 mm ² (max. Ø 6 mm)			
Integrated graphics display			
Technical data			
Dimensions, width/length/height	[mm]	141 / 363 / 221	
	[kg]	9.5	
Power consumption	[VA]	160	
Stripping cycle	[s]	0.3	
Strip range	[mm ²]	0.08 ... 6	
Strip length	[mm]	2 ... 20	
Stripping length	[mm]	2 ... 20	
Stripper passage	[mm]	6	
Accessories, automatic cutting device			
Replacement stripping blade		WF 1000/SB	1212279

Pneumatic devices


Pneumatic crimping pliers

Crimping pliers are pneumatic pliers for ferrules with a cross section range from 0.25 to 10 mm². They are the perfect alternative to the hand pliers, which protects joints and tendons. They are easy to use.



Order No.		ZAP 25	1203110	ZAP 40	1212630	ZAP 100	1203259
Crimping pliers							
in accordance with DIN 46228-1/4							
Cross section range [mm ²]/AWG		0.25 ... 2.5/24 ... 14		0.25 ... 4/24 ... 12		4 ... 10/12 ... 8	
Operating pressure [bar]		4 ... 6		4 ... 6		4 ... 6	
Strokes per compression [l]		0.2		0.2		0.2	
Ferrule shape		Trapezoidal		Trapezoidal		Trapezoidal	

Pneumatic crimping pliers are designed for work at the workbench and equipped with a foot to hold the conductor. Depending on the model, they process cross sections from 0.25 to 10 mm².



Order No.		ZAP 25 T	1203123	ZAP 100 T	1203262
Crimping pliers					
in accordance with DIN 46228-1/4					
Cross section range [mm ²]/AWG		0.25 ... 2.5/24 ... 14		4 ... 10/12 ... 8	
Operating pressure [bar]		4 ... 6		4 ... 6	
Strokes per compression [l]		0.2		0.2	
Ferrule shape		Trapezoidal		Trapezoidal	

Automatic devices

Portable hand-held device CRIMPHANDY

Stripping and crimping device for processing standard PVC conductors with ferrules. The Crimphandy impresses with its easy, effortless use, which protect your joints, muscles and tendons. The compact lightweight offers you portability, thanks to its battery operation. The cutting unit complements stripping and crimping process steps.



	Order No.	CF CRIMPHANDY 0,5	1212463	CF CRIMPHANDY 0,75	1212464
Dimensions W x H x L	[mm]	43 x 70 x 205		43 x 70 x 205	
Weight	[kg]	0.43		0.43	
Conductor	[mm ²]	0.5		0.75	
Crimping cycle	[s]	< 2		< 2	
Crimping		Square crimping		Square crimping	
Stripping length	[mm]	Min. 32		Min. 32	
Description		Portable crimping device , battery-powered, for processing taped ferrules with function end, suitable for PVC insulated conductors (H05V-K), incl. battery and charger, CUTFOX 12 cable cutter, service tool for troubleshooting, and one strip of ferrules, packed in a robust case.			

	Order No.	CF CRIMPHANDY 1,0	1212465	CF CRIMPHANDY 1,5	1212466
Dimensions W x H x L	[mm]	43 x 70 x 205		43 x 70 x 205	
Weight	[kg]	0.43		0.43	
Conductor	[mm ²]	1		1.5	
Crimping cycle	[s]	< 2		< 2	
Crimping		Square crimping		Square crimping	
Stripping length	[mm]	Min. 32		Min. 32	
Description		Portable crimping device , battery-powered, for processing taped ferrules with function end, suitable for PVC insulated conductors (H05V-K/H07V-K), incl. battery and charger, CUTFOX 12 cable cutter, service tool for troubleshooting, and one strip of ferrules, packed in a robust case.			

Ferrules	Order No.	AI 0,5-8 WH-S	1212521	AI 0,75-8 GY-S	1212522
Ferrules, 8 mm, with plastic sleeve, in accordance with DIN 46228-4: 1990-09 486F, UL-certified, 50 pieces per strip, 20 strips per Pcs./Pkt.		AI 0,5-8 OG-S	1212784	AI 0,75-8 BU-S	1212785
DIN 46228-4/UL 486F/NF C 63-023 (special color)				AI 0,75-8 WH-S	1212783
DIN 46228-4/UL 486F (special color)					
DIN 46228-4/UL 486F/NF C 63-023 (special color)		AI 1,0-8 RD-S	1212523		
DIN 46228-4/UL 486F/NF C 63-023 (special color)		AI 1,0-8 YE-S	1212782		
DIN 46228-4/UL 486F/NF C 63-023 (special color)				AI 1,5-8 BK-S	1212524
				AI 1,5-8 RD-S	1212781

Replacement battery for CF CRIMPHANDY..., Li-ion 7.4V; 0.68 Ah	CF CRIMPHANDY/ACCU	1212518
--	--------------------	---------

Replacement charger for CF CRIMPHANDY..., 100 ... 240 V AC	CF CRIMPHANDY/CHARGER	1212519
--	-----------------------	---------

Cutting unit for CF CRIMPHANDY..., for copper wires from 0.5 ... 1.5 mm ² , spectacle tray	CF CRIMPHANDY CUTTER	1212520
---	----------------------	---------

Automatic devices

Automatic stripping and crimping device

The CF 3000-2,5 automatic stripping and crimping device processes taped ferrules with insulating collars with DIN 46228-4. This device allows conductors with a cross section range from 0.25 to 2.5 mm² to be stripped and fitted with ferrules in a single step. The automatic device can be adapted to different conductor sections in under a minute. Color coding in accordance with ferrule standard DIN 46228-4 makes the adjustment of modification components really clear. Due to its compact and light design, the device can be used at different workstations.



		Order No.	
CF 3000-2,5 crimping device, 230 V version		CF 3000-2,5	1205477
Processes taped ferrules, 0.25 ... 2.5 mm ² , sleeve length 8 mm			
Includes 10 modification kits for 0.5 ... 2.5 mm ²			
CF 3000-2,5 crimping device, 120 V version		CF 3000-2,5 120 V	1205516
Processes taped ferrules, 0.25 ... 2.5 mm ² , sleeve length 8 mm			
Includes 10 modification kits for 0.5 ... 2.5 mm ²			
Dimensions			
Width/length/height	[mm]	165 / 320 / 300	
Weight	[kg]	12	
Stripping range	[mm ²]/AWG	0.25 ... 2.5/24 ... 14	
Stripping time	[s]	1.2	
Stripping profile		Trapezoidal	
Power consumption	[VA]	80	
Minimum length	[mm]	Min. 32	
Accessories			
Complete kit, complete for CF 3000		CF 3000-TOOLKIT 0,25	1212376
Processes taped ferrules, 0.25/0.34 mm ² , sleeve length 8 mm			
Location			
		CF 3000 LOC 0,25	1212377
		CF 3000 LOC 0,5	1205639
		CF 3000 LOC 0,75	1205642
		CF 3000 LOC 1,0	1205655
		CF 3000 LOC 1,5	1205668
		CF 3000 LOC 2,5	1205671
Blade			
Adjustable		CF 3000 AB 0,25	1212380
		CF 3000 AM 0,5	1205587
		CF 3000 AM 0,75	1205590
		CF 3000 AM 1,0	1205600
		CF 3000 AM 1,5	1205613
		CF 3000 AM 2,5	1205626

Automatic devices

1000 crimping device

Automatic CF 1000-1,5 and CF 1000-10 stripping and crimping devices process conductors and ferrules from 0.25 to 10 mm². Switching the cross section and sleeve length is particularly fast and requires a few steps. Thanks to its maintenance and wear-free components, the device offers high precision and durability. Even special sleeves such as Al... GB can be used for conductors with thicker insulation by using extension kits and components.



Figure shows CF 1000-1,5

	Order No.	
Stripping and crimping device	CF 1000-1,5	1208199
Pneumatic, for loose ferrules with insulating collar, 0.34 ... 4 mm ² in accordance with DIN 46228-4		
Conversion kits for 0.5 ... 1.5 mm ² (stripping length: 6 ... 12 mm)		
Stripping and crimping device	CF 1000-10	1212456
Pneumatic, for loose ferrules with insulating collar, 4 mm ² , 6 mm ² , and 10 mm ²		
Stripping length 10 ... 12 mm), without conversion kit		
Technical data		
Dimensions, width/length/height	[mm]	250/550/412
	[kg]	29
	[V]	100 ... 240
Frequency	[Hz]	50 ... 60
Consumption per compression	[l]	1.2
Crimping cycle	[s]	1.5
Crimping pressure	[kN]	10
Crimping geometry		Trapezoidal
Stripping length	[mm]	Min. 32 (40 CF 1000-10)
Required compressed air connection	[bar]	5-6
Accessories		
Conversion kit for CF 1000-1,5		
0.34 mm ² , sleeve length 6 and 8 mm	CF 1000-TOOLKIT 0,34/6-8	1208226
0.5 mm ² , sleeve length 6 ... 12 mm	CF 1000-TOOLKIT 2,5/6-12	1208242
1.5 mm ² , sleeve length 10 mm	CF 1000-TOOLKIT 4,0/10	1208271
Conversion kit for CF 1000-10		
For loose ferrules with insulating collar		
Sleeve length 10 ... 12 mm	CF 1000-10-TOOLKIT 4/10-12	1212458
Sleeve length 12 mm	CF 1000-10-TOOLKIT 6/12	1212459
Sleeve length 12 mm	CF 1000-10-TOOLKIT 10/12	1212460
Crimping knife, V-form, for CF 1000-1,5, 0.25 ... 2.5 mm ²	CF 1000 EM	1205215
Protective cover	CF 1000-COVER	1208306
Crimping knife, V-form, for CF 1000-1,5 and CF 1000-10, 4 mm ²	CF 1000 EM4,0	1212663
Crimping knife, V-form, for CF 1000-1,5 and CF 1000-10, 6 mm ²	CF 1000-10 EM6,0	1212664
Crimping knife, V-form, for CF 1000-1,5 and CF 1000-10, 10 mm ²	CF 1000-10 EM10,0	1212665
Optional components		
For stripping Al...GB sleeves and conductors with thicker insulation		
Stripping plate for Al...G, 0.5 ... 1.5 mm ²	CF 1000 VEP1,5 GB	1206901
Receiver for Al...GB 0.5 mm ² sleeves	CF 1000 LOC0,5 GB	1212907
Receiver for Al...GB 0.75 mm ² sleeves	CF 1000 LOC0,75 GB	1212908
Receiver for Al...GB 1.0 mm ² sleeves	CF 1000 LOC1,0 GB	1212909
Receiver for Al...GB 1.5 mm ² sleeves	CF 1000 LOC1,5 GB	1212910
Automatic feeder bowl for CF 1000-1,5		
0.25 mm ² ... 0.34 mm ²	CF 1000 SORT0,34	1206890

Automatic devices

Crimping device

The CF 500 crimping device is characterized by its high press capacity and the ease with which it is operated. The number of available dies allows for universal use. The crimping process is controlled by a foot pedal. As such, both hands are free to assemble the conductor using the contacts. The device can be positioned precisely before the crimping procedure via an additional two-stage positioning system. This makes it easier to process crimp contacts and prevents incorrect crimping.













	Order No.	
Device, 230 V version, with foot switch	CF 500-230 V	1208348
Device, 120 V version, with foot switch	CF 500-120 V	1208351
Dimensions		
Width/length/height	[mm]	140 / 220 / 320
Weight	[kg]	10
Power consumption	[VA]	160
Pressure/working cycle	[kN]/[s]	10 / 1
Accessories		
CF 500/DIE AI... (Al...), 0.25 ... 6 mm ²	CF 500/DIE AI 6	1212238
CF 500/DIE AI... (Al...), 10, 16, and 25 mm ²	CF 500/DIE AI 25	1212239
CF 500/DIE AI... (Al...), 35 and 50 mm ²	CF 500/DIE AI 50	1212261
CF 500/DIE AI-TWIN... (AI-TWIN...), 2 x 4, 2 x 6, and 2 x 10 mm ²	CF 500/DIE AI-TWIN 10	1212262
CRIMPFOX 16R TWIN/DIE	CRIMPFOX 16R TWIN/DIE	1212846
CF 500/DIE RCI... (RCI... and FCI...), 0.14 ... 1.5 mm ²	CF 500/DIE RCI 1,5	1212263
CF 500/DIE RCI... (RCI... and FCI...), 0.5 ... 6 mm ²	CF 500/DIE RCI 6	1212240
CF 500/DIE RC... (RC..., FC..., FC...), 0.5 ... 10 mm ²	CF 500/DIE RC 10	1212244
CF 500/DIE RC... (RC..., FC...), 16 mm ²	CF 500/DIE RC 16	1212257
CF 500/DIE SC... (SCF... and SCM...), 0.1 ... 1.5 mm ²	CF 500/DIE SC 1,5	1212241
CF 500/DIE SC... (SCF... and SCM...), 0.5 ... 6 mm ²	CF 500/DIE SC 6	1212242
CF 500/DIE TC... (CK 2,5... and CK 4,0), 0.5 ... 4 mm ²	CF 500/DIE TC 4	1212237
CF 500/DIE TC... (CK 4,0), 6 ... 10 mm ²	CF 500/DIE TC 10	1212260
CF 500/DIE FBS... (plug-in bridges)	CF 500/DIE FBS	1212461
CF 500/DIE RCI... (C-RCI..., C-FCI..., asymmetrical crimping shape), 0.5 ... 6 mm ²	CF 500/DIE RCI 6-1	1212691
CF 500/DIE SR... (model MC 4), 2.5 ... 6 mm ²	CF 500/DIE SR 6-2	1212692
CF 500/DIE RCT... (lugs), 0.34 ... 4 mm ²	CF 500/DIE RCT 4	1212243
CF 500/DIE RCT... (lugs), 4 ... 10 mm ² , 4 mm ² : outer Ø 5 mm, inner Ø 3 mm, 6 mm ² : outer Ø 6.5 mm, inner Ø 4.5 mm	CF 500/DIE RCT 10-1	1212245
CF 500/DIE RCT... (lugs), 4 ... 10 mm ² , 4 mm ² : outer Ø 5 mm, inner Ø 3 mm, 6 mm ² : outer Ø 6.5 mm, inner Ø 4.5 mm	CF 500/DIE RCT 10-2	1212246
CF 500/DIE RCT... (lugs), 4 ... 10 mm ² , 4 mm ² : outer Ø 5 mm, inner Ø 3 mm, 6 mm ² : outer Ø 6 mm, inner Ø 5 mm	CF 500/DIE RCT 10-3	1212256
CF 500/LOC SCF... (positioning tool) for (SCF...), W: 2.8 mm, L: 5 mm	CF 500/LOC SCF 2,8/1,5	1212249
CF 500/LOC SCF... (positioning tool) for (SCF...), W: 4.8 mm	CF 500/LOC SCF 4,8/2,5	1212248
CF 500/LOC SCF... (positioning tool) for (SCF...), W: 0.5 ... 2.5 mm ²	CF 500/LOC SCF 6,3/2,5	1212264
CF 500/LOC SCF... (positioning tool) for (SCF...), W: 6.3 mm	CF 500/LOC SCF 6,3/6	1212247
CF 500/COV AI... (protective cover for 6 mm ² (AI 6...))	CF 500/COV AI 6	1212254
CF 500/COV AI-TWIN... (AI-TWIN...)	CF 500/COV AI-TWIN	1212266
CF 500/COV RCI... (lugs (RCI...))	CF 500/COV RCI	1212255
CF 500/COV RC... (lugs 0.5 ... 10 mm ²)	CF 500/COV RC 10	1212252
CF 500/COV RCT... (lugs 0.34 ... 2.5 mm ²)	CF 500/COV RCT 2,5	1212253
CF 500/COV SC... (slip-on blade connectors SC 1,5... and SC 6...)	CF 500/COV SC	1212251










Stamping tools properties

						
Operation range mm ²	0.14 ... 10 26 ... 8	0.14 ... 6 26 ... 10	0.25 ... 50 24 ... 1	0.14 ... 6 26 ... 10	0.25 ... 6 24 ... 10	0.1 ... 50 26 ... 1
Force variance	+++	+++++	+++++	+++++	+++	+++++
Handle width handle	+++++	++++	+++	+++	+++	++
Die width die	+++++	++++	+++++	+++++	+++++	+++++
Die length	+++++	+++++	+++	++++	++++	+++
Clamping force	+++++	++++	+++++	++++	++++	+++
Weight	+++++	++++	+++++	+++++	+++	+++
Clamping ratio	+++++	++++	+++++	++++	++++	++++
Clamping force	+++	+++	+++	+++	+++	+++
Serial number	Yes	Yes	Yes	Yes	Yes	No
Lock/unlockable without tools	Yes/yes	Yes/yes	Yes/yes	Yes/yes	Yes/yes	Yes/yes
Clamping tool	(*2)	(*1)	(*1)	(*1)	(*2)	(*2)
Over (impact protection)	Yes	No	No	No	No	Yes
Eye fall protection	No	No	Yes	Yes	Yes	Yes
Pressure pad	Yes	No	Yes	Yes	No	No
Upper/lower handle	Soft/hard	Soft/hard	Soft/hard	Soft/hard	Soft/soft	Hard/hard
Die changing	No	No	No	No	No	Yes
Monitoring	No	No	No	No	No	No
Die cross section setting	Yes	(*1)	No	No	Yes	No
Products processed	No	No	No	No	No	No
Clamping pressure adjustable	(*2)	Yes	Yes	Yes	Yes	No
Clamping operation	Yes	Yes	Yes	Yes	Yes	Yes
Clamping operation	No	No	Yes	No	No	Yes
Clamping mechanism	No	No	No	No	No	No
Clamping for right-handers/left-handers	Yes/yes	Yes/yes	Yes/yes	Yes/yes	Yes/yes	Yes/yes
Clamping direction connectors	Side	Side and frontal ^(*)	Side	Side and frontal ^(*)	Side and frontal ^(*)	Side
Clamping principle	Centering	Default	Default	Default	In parallel	In parallel










Field of application crimping tools/ferrules

				Designation	CRIMPFOX CENTRUS 6S 1213144	CRIMPFOX CENTRUS 10S 1213154	CRIMPFOX CENTRUS 6H 1213146	CRIMPFOX CENTRUS 10H 1213156	CRIMPFOX 2,5-M 1212719	CRIMPFOX 6-M 1212720
				Crimping shape						
Cross section	Stripping length (reference value)	Designation	Order No.							
0.25 mm ²	5	A 0,25-5	3202465 ²⁾	●	●	●	●	●	●	●
	7	A 0,25-7	3202478 ²⁾	●	●	●	●	●	●	●
0.34 mm ²	7	A 0,34-7	3009202 ²⁾	●	●	●	●	●	●	●
0.5 mm ²	6	A 0,5-6	3200218	●	●	●	●	●	●	●
	8	A 0,5-8	3202481	●	●	●	●	●	●	●
	10	A 0,5-10	3202494	●	●	●	●	●	●	●
0.75 mm ²	7	A 0,75-6	3200221	●	●	●	●	●	●	●
	8	A 0,75-8	3202504	●	●	●	●	●	●	●
	10	A 0,75-10	3200234	●	●	●	●	●	●	●
1.00 mm ²	6	A 1-6	3200247	●	●	●	●	●	●	●
	8	A 1-8	3202517	●	●	●	●	●	●	●
	10	A 1-10	3200250	●	●	●	●	●	●	●
1.50 mm ²	7	A 1,5-7	3200263	●	●	●	●	●	●	●
	10	A 1,5-10	3200276	●	●	●	●	●	●	●
	12	A 1,5-12	3202588	●	●	●	●	●	●	●
	15	A 1,5-15	3202591	●	●	●	●	●	●	●
	18	A 1,5-18	3202601	●	●	●	●	●	●	●
2.5 mm ²	7	A 2,5-7	3200289	●	●	●	●	●	●	●
	12	A 2,5-12	3200292	●	●	●	●	●	●	●
	18	A 2,5-18	3202821	●	●	●	●	●	●	●
4 mm ²	9	A 4-9	3200302	●	●	●	●	●	●	●
	12	A 4-12	3200315	●	●	●	●	●	●	●
	18	A 4-18	3202834	●	●	●	●	●	●	●
6 mm ²	10	A 6-10	3202520	●	●	●	●	●	●	●
	12	A 6-12	3200328	●	●	●	●	●	●	●
10 mm ²	12	A 10-12	3200331		●		●			
	18	A 10-18	3200344		●		●			
16 mm ²	12	A 16-12	3200425							
25 mm ²	12	A 25-12	3200357							
	15	A 25-15	3200360							
	18	A 25-18	3200373							
	20	A 25-20 ²⁾	3200386							
	40	A 25-40 ²⁾	3241238							
35 mm ²	18	A 35-18	3200399							
	20	A 35-20	3200409							











Field of application crimping tools/ferrules

					Designation	CRIMPFOX CENTRUS 6S 1213144	CRIMPFOX CENTRUS 10S 1213154	CRIMPFOX CENTRUS 6H 1213146	CRIMPFOX CENTRUS 10H 1213156	CRIMPFOX 2,5-M 1212719
					Crimping shape					
Cross section	Stripping length (reference value)	Designation	Order No.	Color						
0.14 mm ²	10	AI 0,14-8 GY-1000 ²⁾	3203011	Gray	●	●	●	●		
0.25 mm ²	8	AI 0,25-6 BU ²⁾	3203040	Blue	●	●	●	●	●	
	8	AI 0,25-6 YE ²⁾	3203024	Yellow	●	●	●	●	●	
	10	AI 0,25-8 BU ²⁾	3201364	Blue	●	●	●	●	●	
	10	AI 0,25-8 YE ²⁾	3203037	Yellow	●	●	●	●	●	
	12	AI 0,25-10 YE ²⁾	3241128	Yellow	●	●	●	●	●	
0.34 mm ²	14	AI 0,25-12 BU ²⁾	3200632	Blue	●	●	●	●	●	
	8	AI 0,34-6 TQ ²⁾	3203053	Turquoise	●	●	●	●	●	
	10	AI 0,34-8 TQ ²⁾	3203066	Turquoise	●	●	●	●	●	
	12	AI 0,34-10 TQ ²⁾	3241129	Turquoise	●	●	●	●	●	
0.5 mm ²	14	AI 0,34-12 TQ ²⁾	3200645	Turquoise	●	●	●	●	●	
	9	AI 0,5-6 OG	3201301	Orange	●	●	●	●	●	
	9	AI 0,5-6 WH	3200687	White	●	●	●	●	●	
	11	AI 0,5-8 OG	3201123	Orange	●	●	●	●	●	
	11	AI 0,5-8 OG-1000	3202902	Orange	●	●	●	●	●	
	11	AI 0,5-8 WH	3200014	White	●	●	●	●	●	
	11	AI 0,5-8 WH-1000	3200881	White	●	●	●	●	●	
	13	AI 0,5-10 OG	3241126	Orange	●	●	●	●	●	
	13	AI 0,5-10 WH	3201275	White	●	●	●	●	●	
	15	AI 0,5-12 WH	3200506	White	●	●	●	●	●	
0.75 mm ²	11	AI 0,5-8 WH-GB	1208966	White	●	●	●	●	●	
	13	AI 0,5-10 WH-GB	3203150	White	●	●	●	●	●	
	11	AI-WM 0,5-8 WH ²⁾	3240542	White	●	●	●	●	●	
	9	AI 0,75-6 GY	3200690	Gray	●	●	●	●	●	
	9	AI 0,75-6 WH	3201314	White	●	●	●	●	●	
	11	AI 0,75-8 BU	3200027	Blue	●	●	●	●	●	
	11	AI 0,75-8 GY	3200519	Gray	●	●	●	●	●	
	11	AI 0,75-8 GY-1000	3200894	Gray	●	●	●	●	●	
	11	AI 0,75-8 WH	3201110	White	●	●	●	●	●	
	13	AI 0,75-10 GY	3201288	Gray	●	●	●	●	●	
	13	AI 0,75-10 GY-1000	3203118	Gray	●	●	●	●	●	
	15	AI 0,75-12 GY	3200849	Gray	●	●	●	●	●	
1 mm ²	11	AI 0,75-8 GY-GB	1208979	Gray	●	●	●	●	●	
	13	AI 0,75-10 GY-GB-1000	3203299	Gray	●	●	●	●	●	
	13	AI 0,75-10 GY-GB	3203163	Gray	●	●	●	●	●	
	11	AI-WM 0,75-8 GY ²⁾	3240543	Gray	●	●	●	●	●	
	9	AI 1-6 RD	3200742	Red	●	●	●	●	●	
	9	AI 1-6 YE	3201327	Yellow	●	●	●	●	●	
	11	AI 1-8 RD	3200030	Red	●	●	●	●	●	
1.5 mm ²	11	AI 1-8 RD-1000	3200904	Red	●	●	●	●	●	
	11	AI 1-8 YE	3201097	Yellow	●	●	●	●	●	

Field of application crimping tools/ferrules











					Designation	CRIMPFOX CENTRUS 6S 1213144	CRIMPFOX CENTRUS 10S 1213154	CRIMPFOX CENTRUS 6H 1213146	CRIMPFOX CENTRUS 10H 1213156	CRIMPFOX 2,5-M 1212719
					Crimping shape					
Cross section	Stripping length (reference value)	Designation	Order No.	Color						
1.5 mm ²	9	AI 1,5-6 BK	3200755	Black	●	●	●	●	●	
	11	AI 1,5-8 BK	3200043	Black	●	●	●	●	●	
	11	AI 1,5-8 BK-1000	3200917	Black	●	●	●	●	●	
	11	AI 1,5-8 RD	3201136	Red	●	●	●	●	●	
	11	AI 1,5-8 RD-1000	3202928	Red	●	●	●	●	●	
	13	AI 1,5-10 BK	3200195	Black	●	●	●	●	●	
	13	AI 1,5-10 BK-1000	3203134	Black	●	●	●	●	●	
	15	AI 1,5-12 BK	3201482	Black	●	●	●	●	●	
	21	AI 1,5-18 BK	3200056	Black	●	●	●	●	●	
	21	AI 1,5-18 RD	3241125	Red	●	●	●	●	●	
	11	AI 1,5-8 BK-GB-1000	3202892	Black	●	●	●	●	●	
	13	AI 1,5-10 BK-GB-1000	1208872	Black	●	●	●	●	●	
	11	AI-WM 1,5-8 WH ²⁾	3240545	White	●	●	●	●	●	
	15	AI-XL 1,5-8 BK	3201916	Black	●	●	●	●	●	
13	AI-XL 1,5-10 BK	3201974	Black	●	●	●	●	●		
2.5 mm ²	11	AI 2,5-8 BU	3200522	Blue	●	●	●	●	●	
	11	AI 2,5-8 BU-1000	3200920	Blue	●	●	●	●	●	
	11	AI 2,5-8 GY	3200069	Gray	●	●	●	●	●	
	13	AI 2,5-10 BU	3202533	Blue	●	●	●	●	●	
	13	AI 2,5-10 BU-1000	3203147	Blue	●	●	●	●	●	
	15	AI 2,5-12 BU	3200962	Blue	●	●	●	●	●	
	15	AI 2,5-12 GY	3200205	Gray	●	●	●	●	●	
	21	AI 2,5-18 BU	3200580	Blue	●	●	●	●	●	
	21	AI 2,5-18 GY	3200072	Gray	●	●	●	●	●	
	11	AI-WM 2,5-8 BU ³⁾	3240572	Blue	●	●	●	●	●	
	13	AI-XL 2,5-8 BU	3201929	Blue	●	●	●	●	●	
17	AI-XL 2,5-12 BU	3201987	Blue	●	●	●	●	●		
4 mm ²	13	AI 4-10 GY	3200535	Gray	●	●	●	●		
	13	AI 4-10 OG	3200085	Orange	●	●	●	●		
	15	AI 4-12 GY	3200959	Gray	●	●	●	●		
	15	AI 4-12 OG	3200438	Orange	●	●	●	●		
	21	AI 4-18 GY	3200593	Gray	●	●	●	●		
	21	AI 4-18 OG	3200098	Orange	●	●	●	●		
6 mm ²	16	AI-XL 4-10 GY	3201932	Gray	●	●	●	●		
	15	AI 6-12 BK	3201107	Black	●	●	●	●		
	15	AI 6-12 GN	3200108	Green	●	●	●	●		
	15	AI 6-12 YE	3200548	Yellow	●	●	●	●		
	21	AI 6-18 GN	3200111	Green	●	●	●	●		
21	AI 6-18 YE	3200603	Yellow	●	●	●	●			

of application crimping tools/ferrules







			Designation		CRIMPFOX CENTRUS 6S 1213144	CRIMPFOX CENTRUS 10S 1213154	CRIMPFOX CENTRUS 6H 1213146	CRIMPFOX CENTRUS 10H 1213156	CRIMPFOX 2,5-M 1212719	CRIMPFOX 6-M 1212720
			Crimping shape							
Cross section	Stripping length	Designation	Order No.	Colors						
10 mm ²	15	AI 10-12 TR ²⁾	1200128	Transparent		●				
	21	AI 10-18 BN	3200137	Brown		●		●		
	21	AI 10-18 RD	3200616	Red		●		●		
	18	AI-XL 10-12 RD	3201958	Red		●		●		
16 mm ²	16	AI 16-12 BU	3200564	Blue						
	16	AI 16-12 GN	3201152	Green						
	16	AI 16-12 IV ²⁾	3201181	Ivory						
	16	AI 16-12 WH	3200140	White						
	22	AI 16-18 BU	3200629	Blue						
	22	AI 16-18 GN	3201330	Green						
	22	AI 16-18 WH	3200153	White						
	18	AI-XL 16-12 BU ²⁾	3201961	Blue						
25 mm ²	20	AI 25-16 BK	3200412	Black						
	20	AI 25-16 BN	3201084	Brown						
	20	AI 25-16 YE	3200577	Yellow						
	22	AI 25-18 YE	3201505	Yellow						
	26	AI 25-22 BK	3200739	Black						
	26	AI 25-22 YE	3200700	Yellow						
35 mm ²	20	AI 35-16 BE	3201071	Beige						
	20	AI 35-16 RD	3200441	Red						
	22	AI 35-18 RD	3201495	Red						
	29	AI 35-25 RD	3200713	Red						
50 mm ²	25	AI 50-20 BU	3200454	Blue						
	25	AI 50-20 OL	3201178	Olive						
	30	AI 50-25 BU	3200726	Blue						
	30	AI 50-25 BK ²⁾	3240678	Black						
70 mm ²	25	AI 70-20 YE ²⁾	3201848	Yellow						
95 mm ²	30	AI 95-25 RD ²⁾	3201853	Red						
120 mm ²	32	AI120-27 BU ²⁾	3201822	Blue						
2 x 0.5 mm ²	11	AI-TWIN 2 x 0,5-8 WH	3200933	White	●	●	●	●	●	●
	13	AI-TWIN 2 x 0,5-10 WH	3203309	White	●	●	●	●	●	●
2 x 0.75 mm ²	12	AI-TWIN 2 x 0,75-8 GY	3200807	Gray	●	●	●	●	●	●
	12	AI-TWIN 2 x 0,75-8 BU	3240668	Blue	●	●	●	●	●	●
	14	AI-TWIN 2 x 0,75-10 GY	3200975	Gray	●	●	●	●	●	●
2 x 1 mm ²	12	AI-TWIN 2 x 1-8 RD	3200810	Red	●	●	●	●	●	●
	14	AI-TWIN 2 x 1-10 RD	3200988	Red	●	●	●	●	●	●
	16	AI-TWIN 2 x 1-12 RD	3240679	Red	●	●	●	●	●	●
2 x 1.5 mm ²	12	AI-TWIN 2 x 1,5-8 BK	3200823	Black	●	●	●	●	●	●
	14	AI-TWIN 2 x 1,5-10 BK ²⁾	3201534	Black	●	●	●	●	●	●
	16	AI-TWIN 2 x 1,5-12 BK	3200991	Black	●	●	●	●	●	●
2 x 2.5 mm ²	14	AI-TWIN 2 x 2,5-10 GY	3240669	Gray	●	●	●	●	●	●
	14	AI-TWIN 2 x 2,5-10 BU	3200836	Blue	●	●	●	●	●	●
	17	AI-TWIN 2 x 2,5-13 BU	3200878	Blue	●	●	●	●	●	●
2 x 4 mm ²	17	AI-TWIN 2 x 4-12 GY	3201000	Gray	●	●	●	●	●	●
2 x 6 mm ²	19	AI-TWIN 2 x 6-14 YE	3201013	Yellow						
2 x 10 mm ²	19	AI-TWIN 2 x 10-14 RD	3201026	Red						
2 x 16 mm ²	21	AI-TWIN 2 x 16-16 BU	3202847	Blue						
0.5 mm ²	11	AI 0.5-8 WH S1	1200104	White						

Field of application crimping tools/connectors

			Designation	CRIMPFOX-RC 2,5 1212063	CRIMPFOX-RC 2,5-M 1212723	CRIMPFOX-RC 6 1212710	CRIMPFOX-RC 6-M 1212724	CRIMPFOX-RC 10 1212061	CRIMPFOX-RC 25 1212065
			Crimping shape						
Cross section	Stripping length (reference value)	Designation	Order No.						
0.5 ... 1 mm ²	7	C-RC 1/M2,5 DIN	3240069	●	●	●	●		
	7	C-RC 1/M3 DIN	3240070	●	●	●	●		
	7	C-RC 1/M3,5 DIN	3240071	●	●	●	●		
	7	C-RC 1/M4 DIN	3240072	●	●	●	●		
	7	C-RC 1/M5 DIN	3240073	●	●	●	●		
	7	C-RC 1/M6 DIN	3240074	●	●	●	●		
	7	C-RC 1/M8 DIN	3240075	●	●	●	●		
1 ... 2.5 mm ²	8	C-RC 2,5/M10 DIN	3240082	●	●	●	●		
	8	C-RC 2,5/M3 DIN	3240076	●	●	●	●		
	8	C-RC 2,5/M3,5 DIN	3240077	●	●	●	●		
	8	C-RC 2,5/M4 DIN	3240078	●	●	●	●		
	8	C-RC 2,5/M5 DIN	3240079	●	●	●	●		
	8	C-RC 2,5/M6 DIN	3240080	●	●	●	●		
	8	C-RC 2,5/M8 DIN	3240081	●	●	●	●		
2.6 ... 6 mm ²	9	C-RC 6/M10 DIN	3240087			●	●	●	
	9	C-RC 6/M12 DIN	3240088			●	●	●	
	9	C-RC 6/M4 DIN	3240083			●	●	●	
	9	C-RC 6/M5 DIN	3240084			●	●	●	
	9	C-RC 6/M6 DIN	3240085			●	●	●	
	9	C-RC 6/M8 DIN	3240086			●	●	●	
- 10 mm ²	11	C-RC 10/M10 DIN	3240092					●	●
	11	C-RC 10/M12 DIN	3240093					●	●
	11	C-RC 10/M5 DIN	3240089					●	●
	11	C-RC 10/M6 DIN	3240090					●	●
	11	C-RC 10/M8 DIN	3240091					●	●
- 16 mm ²	13	C-RC 16/M10 DIN	3240097						●
	13	C-RC 16/M12 DIN	3240098						●
	13	C-RC 16/M5 DIN	3240094						●
	13	C-RC 16/M6 DIN	3240095						●
	13	C-RC 16/M8 DIN	3240096						●
- 25 mm ²	14	C-RC 25/M10 DIN	3240102						●
	14	C-RC 25/M12 DIN	3240103						●
	14	C-RC 25/M16 DIN	3240104						●
	14	C-RC 25/M5 DIN	3240099						●
	14	C-RC 25/M6 DIN	3240100						●
- 35 mm ²	15	C-RC 35/M10 DIN	3240107						●
	15	C-RC 35/M12 DIN	3240108						●
	15	C-RC 35/M16 DIN	3240109						●
	15	C-RC 35/M6 DIN	3240105						●
	15	C-RC 35/M8 DIN	3240106						●
- 50 mm ²	19	C-RC 50/M10 DIN	3240112						●
	19	C-RC 50/M12 DIN	3240113						●
	19	C-RC 50/M16 DIN	3240114						●
	19	C-RC 50/M6 DIN	3240110						●
			3240111						●








CRIMPFOX-RCI 2.5-M 1212728		
CRIMPFOX-RCI 6 1212057		
CRIMPFOX-RCI 6-1 1212059		
CRIMPFOX-RCI 6-M 1212730		
CRIMPFOX-SC 1,5 1212048		
CRIMPFOX-SC 1,5-M 1212725		
CRIMPFOX-SC 6 1212050		
CRIMPFOX-M + dies 1212072		
CRIMPFOX-C120 + dies 1212318		
CRIMPFOX-C50 + dies 1212340		

Field of application crimping tools/connectors

			Designation	CRIMPFOX-RC 2,5 1212063	CRIMPFOX-RC 2,5-M 1212723	CRIMPFOX-RC 6 1212710	CRIMPFOX-RC 6-M 1212724	CRIMPFOX-RC 10 1212061	CRIMPFOX-RC 25 1212065
			Crimping shape						
Cross section	Stripping length	Designation	Order No.						
0.5 ... 1.5 mm ²	7	C-RCI 1,5/M3	3240016						
	7	C-RCI 1,5/M3,5	3240017						
	7	C-RCI 1,5/M4	3240018						
	7	C-RCI 1,5/M5	3240019						
	7	C-RCI 1,5/M6	3240020						
1.5 ... 2.5 mm ²	8	C-RCI 2,5/M3	3240021						
	8	C-RCI 2,5/M3,5	3240022						
	8	C-RCI 2,5/M4	3240023						
	8	C-RCI 2,5/M5	3240024						
	8	C-RCI 2,5/M6	3240025						
4 ... 6 mm ²	9	C-RCI 2,5/M8	3240026						
	9	C-RCI 6/M10	3240031						
	9	C-RCI 6/M4	3240027						
	9	C-RCI 6/M5	3240028						
	9	C-RCI 6/M6	3240029						
- 10 mm ²	9	C-RCI 6/M8	3240030						
	11	C-RCI 10/M10	3240222						
	11	C-RCI 10/M5	3240219						
	11	C-RCI 10/M6	3240220						
0.5 ... 1.5 mm ²	11	C-RCI 10/M8	3240221						
	7	C-RCEI 1,5/M3	3241201						
	7	C-RCEI 1,5/M3,5	3241202						
	7	C-RCEI 1,5/M4	3241203						
	7	C-RCEI 1,5/M5	3241204						
1.5 ... 2.5 mm ²	7	C-RCEI 1,5/M6	3241205						
	8	C-RCEI 2,5/M3,5	3241206						
	8	C-RCEI 2,5/M4	3241207						
	8	C-RCEI 2,5/M5	3241208						
	8	C-RCEI 2,5/M6	3241209						
4 ... 6 mm ²	8	C-RCEI 2,5/M8	3241210						
	9	C-RCEI 6/M10	3241214						
	9	C-RCEI 6/M5	3241211						
	9	C-RCEI 6/M6	3241212						
0.5 ... 1.5 mm ²	9	C-RCEI 6/M8	3241213						
	7	C-FC 1,5/M3	3240137	●	●	●	●		
	7	C-FC 1,5/M3,5	3240138	●	●	●	●		
	7	C-FC 1,5/M4	3240139	●	●	●	●		
	7	C-FC 1,5/M5	3240140	●	●	●	●		
1.5 ... 2.5 mm ²	7	C-FC 1,5/M6	3240141	●	●	●	●		
	8	C-FC 2,5/M3	3240142	●	●	●	●		
	8	C-FC 2,5/M3,5	3240143	●	●	●	●		
	8	C-FC 2,5/M4	3240144	●	●	●	●		
	8	C-FC 2,5/M5	3240145	●	●	●	●		
2.6 ... 6 mm ²	8	C-FC 2,5/M6	3240146	●	●	●	●		
	8	C-FC 2,5/M8	3240147	●	●	●	●		
	9	C-FC 6/M4	3240148			●	●	●	
	9	C-FC 6/M5	3240149			●	●	●	
7	9	C-FC 6/M6	3240150			●	●	●	
	9	C-FC 6/M8	3240151			●	●	●	
	7	C-FCI 1,5/M3	3240032						
7	C-FCI 1,5/M3,5	3240033							

Field of application crimping tools/connectors

		Designation	CRIMPFOX-RC 2,5 1212063	CRIMPFOX-RC 2,5-M 1212723	CRIMPFOX-RC 6 1212710	CRIMPFOX-RC 6-M 1212724	CRIMPFOX-RC 10 1212061	CRIMPFOX-RC 25 1212065
		Crimping shape						
Cross section	Stripping length (reference)	Designation	Order No.					
1.5 ... 2.5 mm ²	8	C-FCI 2,5/M5	3240040					
	8	C-FCI 2,5/M6	3240041					
4 ... 6 mm ²	9	C-FCI 6/M4	3240042					
	9	C-FCI 6/M5	3240043					
	9	C-FCI 6/M6	3240044					
	9	C-FCI 6/M8	3240045					
0.5 ... 1.5 mm ²	7	C-PCEI 1,5/2	3241215					
1.5 ... 2.5 mm ²	8	C-PCEI 2,5/2	3241216					
4 ... 6 mm ²	9	C-PCEI 6/2	3241217					
0.5 ... 1.5 mm ²	7	C-PCI 1,5/2	3240064					
1.5 ... 2.5 mm ²	8	C-PCI 2,5/2	3240066					
4 ... 6 mm ²	9	C-PCI 6/2,7	3240068					
0.5 ... 1.5 mm ²	7	C-BCI 1,5/2,8	3240015					
	7	C-BCI 1,5/4,6	3240568					
1.5 ... 2.5 mm ²	8	C-BCI 2,5/2,8	3240046					
	8	C-BCI 2,5/4,6	3240569					
4 ... 6 mm ²	9	C-BCI 6/2,8	3240047					
	9	C-BCI 6/4,6	3240570					
0.5 ... 1.5 mm ²	7	C-BCSI 1,5/9 x 2,8	3240531					
1.5 ... 2.5 mm ²	8	C-BCSI 2,5/9 x 2,8	3240532					
4 ... 6 mm ²	9	C-BCSI 6/10 x 2,8	3240546					
	9	C-BCSI 6/18 x 4,5	3240533					
0.5 ... 1 mm ²	7	C-SCF 1/2,8 x 0,5	3240152					
	7	C-SCF 1/2,8 x 0,8	3240153					
0.5 ... 1.5 mm ²	7	C-SCF 1,5/4,8 x 0,5	3240154					
	7	C-SCF 1,5/4,8 x 0,8	3240155					
	7	C-SCF 1,5/6,3 x 0,8	3240156					
1.5 ... 2.5 mm ²	8	C-SCF 2,5/4,8 x 0,5	3240157					
	8	C-SCF 2,5/4,8 x 0,8	3240158					
	8	C-SCF 2,5/6,3 x 0,8	3240159					
4 ... 6 mm ²	9	C-SCF 6/6,3 x 0,8	3240160					
	7	C-SCFFI 1,5/2,8 x 0,5	3240534					
0.5 ... 1.5 mm ²	7	C-SCFFI 1,5/2,8 x 0,8	3240535					
	7	C-SCFFI 1,5/4,8 x 0,5	3240536					
	7	C-SCFFI 1,5/4,8 x 0,8	3240537					
	7	C-SCFFI 1,5/6,3 x 0,8	3240538					
	8	C-SCFFI 2,5/4,8 x 0,5	3240539					
1.5 ... 2.5 mm ²	8	C-SCFFI 2,5/4,8 x 0,8	3240540					
	8	C-SCFFI 2,5/6,3 x 0,8	3240547					
	9	C-SCFFI 6/6,3 x 0,8	3240541					
0.5 ... 1.5 mm ²	7	C-SCFI 1,5/2,8 x 0,5	3240048					
	7	C-SCFI 1,5/2,8 x 0,8	3240049					
	7	C-SCFI 1,5/4,8 x 0,5	3240050					
	7	C-SCFI 1,5/4,8 x 0,8	3240051					
1.5 ... 2.5 mm ²	7	C-SCFI 1,5/6,3 x 0,8	3240052					
	8	C-SCFI 2,5/4,8 x 0,5	3240053					
	8	C-SCFI 2,5/4,8 x 0,8	3240054					
	8	C-SCFI 2,5/6,3 x 0,8	3240055					
4 ... 6 mm ²	9	C-SCFI 6/6,3 x 0,8	3240056					
0.5 ... 1.5 mm ²	7	C-SCFMI 1,5/6,3 x 0,8	3240529					
1.5 ... 2.5 mm ²	8	C-SCFMI 2,5/6,3 x 0,8	3240530					
0.5 ... 1.5 mm ²	7	C-SCM 1,5/6,3 x 0,8	3240161					
1.5 ... 2.5 mm ²	8	C-SCM 2,5/6,3 x 0,8	3240162					
0.5 ... 1.5 mm ²	7	C-SCMI 1,5/6,3 x 0,8	3240528					

CRIMPFOX-RCI 2,5-M 1212728			●	●	●	●	●	●	●	●	●	●	●	●	●	●	●	●	●	●	●	●	●	●	●
CRIMPFOX-RCI 6 1212057			●	●	●	●	●	●	●	●	●	●	●	●	●	●	●	●	●	●	●	●	●	●	●
CRIMPFOX-RCI 6-1 1212059			●	●	●	●	●	●	●	●	●	●	●	●	●	●	●	●	●	●	●	●	●	●	●
CRIMPFOX-RCI 6-M 1212730			●	●	●	●	●	●	●	●	●	●	●	●	●	●	●	●	●	●	●	●	●	●	●
CRIMPFOX-SC 1,5 1212048																									
CRIMPFOX-SC 1,5-M 1212725																									
CRIMPFOX-SC 6 1212050																									
CRIMPFOX-M + dies 1212072			●	●	●	●	●	●	●	●	●	●	●	●	●	●	●	●	●	●	●	●	●	●	●
CRIMPFOX-C120 + dies 1212318																									
CRIMPFOX-C50 + dies 1212340																									



up-to-date, always available to you. Here you'll find everything on our products, solutions and service:

phoenixcontact.com

Product range

- Cables and wires
- Charging technology for E-Mobility
- Connectors
- Controllers
- Electronics housings
- Electronic switchgear and motor control
- Power supply components and systems
- Functional safety
- Industrial PCs
- I/O systems
- Industrial cloud computing
- Industrial communication technology
- Installation and mounting material
- Lighting and signaling
- Marking and labeling
- Measurement and control technology
- Monitoring
- PCB terminal blocks and PCB connectors
- Power supply units and UPS
- Protective devices
- Relay modules
- Sensor/actuator cabling
- Software
- Surge protection and interference filters
- System cabling for controllers
- Terminal blocks
- Tools

X-ON Electronics

Largest Supplier of Electrical and Electronic Components

Click to view similar products for [Storage Boxes & Cases](#) category:

Click to view products by [Phoenix Contact](#) manufacturer:

Other Similar products are found below :

[120Y](#) [120R](#) [DB613](#) [18090-2](#) [17800-2](#) [T221](#) [T600](#) [T824](#) [57/13512PK](#) [6777TF](#) [T1400](#) [V401](#) [3005C](#) [A101](#) [DB226](#) [DB216](#) [T4004](#) [T623](#)
[T9100](#) [T5008](#) [DB211](#) [K818](#) [A208](#) [A618](#) [50030](#) [T9501](#) [DB201](#) [T900BK](#) [A602](#) [A209](#) [T1408B](#) [1400](#) [6770DV](#) [PPK-29087](#) [SE52F, RD](#)
[38854](#) [SLS25.0](#) [SLS40.0](#) [SP1010.0](#) [SP1510.0](#) [SP1515.0](#) [SP154.0](#) [SP44.0](#) [SR2L.0](#) [SR4.0](#) [SC45.9](#) [SC70.9](#) [SCA20.0](#) [SP104.0](#) [SP2015.0](#)