

Products catalogue

www.piergiacomini.com

cutters
pliers
special tools
shears & wire strippers
tools for optic fibres
extractors
cable strippers
cable cutters
tweezers
precision screwdrivers
soldering and desoldering accessories
forming equipment
cutting equipment
crimping equipment
depaneling/scoring equipment



PIERGIACOMINI

QUALITY HAND TOOLS

PRODUCT INDEX

cutters



flush cut pg 6
 rounded flush cut pg 8
 chamfered cut pg 9
 flush cut at different height pg 10
 oblique or vertical cut pg 12
 induction/tungsten blade treatment pg 13

pliers



pointed short nose pliers pg 16
 flat short nose pliers pg 17
 pointed long nose pliers pg 18
 flat long nose pliers pg 19
 rounded nose pliers pg 20
 bent nose pliers pg 21

special tools



"C" shape forming pliers pg 26
 "U" shape forming pliers pg 27
 "90°" forming pliers pg 27
 "L" shape forming pliers pg 28
 "TO" forming pliers pg 28
 form & cut of small lcs pg 32
 cut & press pliers pg 32
 cut & bend pliers pg 32
 pliers for seeger manipulation pg 33
 pliers for contacts insertion pg 33
 pliers for pins separation pg 34
 rounded nose pliers cut on tip pg 34
 pneumatic tools pg 34
 pin strip cut pliers pg 37
 pins aligners pg 37
 torque spanners pg 37

shears



shears pg 39
 wire strippers pg 39
 multi-use shears pg 41
 shears for rubber plastic seals pg 42

optic fibres



shears & wire strippers pg 44

extractors



for plic pg 46
 for ics pg 47
 for smt coax pg 47

cable strippers



adjustable with & without knife pg 49

cable cutters



cable cutters pg 51

tweezers



for general purpose pg 52
 with cutting tip pg 57
 for components & wires handling pg 58
 for wafer handling pg 61
 with reverse action pg 62
 for smd pg 64
 for jeweller's pg 65
 ESD pg 66

screwdrivers



slot pg 67
 phillips pg 67
 pozdriv pg 67
 torx pg 67
 tamper resistant pg 67
 displays pg 68

soldering tools



soldering iron supports pg 69
 sponges pg 69
 springs pg 69
 ferrules pg 69
 desoldering pumps pg 70
 solder dispenser pg 70

forming equip.



forming systems pg 71
 forming masks pg 72

cut & crimp



cutting equipment pg 74
 crimping equipment pg 74

depaneling



manual depaneling pliers pg 75
 pneumatic depaneling tools pg 75
 depaneling systems pg 76



cutters

Cutters Flush cut

| Order code | Type of cut | length (mm) | cutting force (kg) | copper wire Ø mm awg | | safety clip | clip type |
|------------|-------------|-------------|--------------------|-------------------------|----|--------------|-----------|
| TR 20 M | | 132 | 3 | 0.81 | 20 | TR 20 M A | AF |
| TR 20 SM | | 132 | 3 | 0.81 | 20 | TR 20 SM A | AF |
| TR 25 P | | 132 | 3.5 | 1.02 | 18 | TR 25 P A | AF |
| TR 25 | | 138 | 5 | 1.30 | 16 | TR 25 A | AF |
| TR E 03 NB | | 138 | 3 | 1.30 | 16 | TR E 03 AB | AF |
| TR 25 L | | 160 | 3 | 1.30 | 16 | TR 25 L A | AF |
| TR 25 L 25 | | 160 | 3 | 1.30 | 16 | TR 25 L 25 A | AF |
| TR 30 | | 138 | 5.5 | 1.30 | 16 | TR 30 A | AL |
| TR 30 58 R | | 138 | 6.5 | 1.63 | 14 | TR 30 58 R A | AL |
| TR 58 R | | 138 | 9 | 2.05 | 12 | TR 58 R A | AL |
| TRR 58 G | | 160 | 1.5 | 2.59 | 10 | - | - |
| TR 5000 R | | 138 | 8 | 2.00 | 12 | TR 5000 R A | AF |
| TR 5000 PR | | 138 | 5 | 1.30 | 16 | TR 5000 PR A | AF |












Rounded flush cut

| Order code | Type of cut | length (mm) | cutting force (kg) | copper wire Ø mm awg | | safety clip | clip type |
|------------|-------------|-------------|--------------------|-------------------------|----|-------------|-----------|
| TR 25 B | | 138 | 5 | 1.02 | 18 | - | - |
| TR 30 B | | 138 | 5.5 | 1.02 | 18 | - | - |
| TR 5000 B | | 138 | 12 | 1.63 | 14 | - | - |
| TRR 5000 B | | 150 | 15 | 2.05 | 12 | - | - |
| TRR 58 B | | 160 | 3 | 2.05 | 12 | - | - |
| TR 5000 PG | | 138 | 5 | 1.02 | 18 | - | - |









Chamfered cut

| Order code | Type of cut | length (mm) | cutting force (kg) | copper wire Ø mm awg | | safety clip | clip type |
|------------|-------------|-------------|--------------------|-------------------------|----|-------------|-----------|
| TR 30 58 | | 138 | 8.5 | 1.63 | 14 | TR 30 58 A | AL |
| TR 58 | | 138 | 11 | 2.05 | 12 | TR 58 A | AL |
| TRR 58 | | 160 | 15 | 2.59 | 10 | TRR 58 A | AL |
| TR 5000 | | 138 | 12 | 2.05 | 12 | TR 5000 A | AF |
| TR 5000 P | | 138 | 8 | 1.30 | 16 | TR 5000 P A | AF |
| TRR 5000 | | 138 | 14 | 2.59 | 10 | TRR 5000 A | AF |










Flush cut at different height

| Order code | Type of cut | length (mm) | cutting force (kg) | | copper wire Ø mm awg | | safety clip | clip type |
|------------|---|-------------|--------------------|--|-------------------------|----|-------------|-----------|
| TR 25 15 |  | 138 | 5 | | 1.30 | 16 | - | - |
| TR 25 15 L |  | 160 | 3 | | 1.30 | 16 | - | - |
| TR 5000 W |  | 147 | 3.5 | | 1.30 | 16 | - | - |
| TR 5000 10 |  | 147 | 5.5 | | 1.30 | 16 | - | - |
| TR 5000 13 |  | 147 | 5.5 | | 1.30 | 16 | - | - |
| TR 5000 15 |  | 147 | 5.5 | | 1.30 | 16 | - | - |
| TR 30 15 V |  | 144 | 3 | | 1.02 | 18 | - | - |
| TR 30 10 |  | 138 | 5.5 | | 1.30 | 16 | - | - |
| TR 30 15 |  | 138 | 5.5 | | 1.30 | 16 | - | - |
| TR 50 15 |  | 138 | 8 | | 1.60 | 14 | - | - |
| TR 50 20 |  | 138 | 8 | | 1.60 | 14 | - | - |

Oblique or vertical cut

| Order code | Type of cut | length (mm) | cutting force (kg) | | copper wire Ø mm awg | | safety clip | clip type |
|------------|---|-------------|--------------------|--|-------------------------|----|-------------|-----------|
| TR 20 VM |  | 132 | 2 | | 0.64 | 22 | - | - |
| TR 30 V |  | 144 | 3 | | 1.02 | 18 | - | - |
| TR 5000 V |  | 147 | 3.5 | | 1.30 | 16 | - | - |
| TR 25 50 |  | 135 | 5 | | 1.30 | 16 | - | - |
| TR 20 50 M |  | 131 | 2 | | 0.64 | 22 | - | - |
| TR 30 T |  | 137 | 2.5 | | 1.02 | 18 | - | - |
| TR 20 TM |  | 129 | 2 | | 0.64 | 22 | - | - |
| TR 5045 V |  | 147 | 3 | | 1.30 | 16 | - | - |

Induction & tungsten blades treatment

| Order code | Type of cut | copper wire Ø mm awg | | iron wire Ø mm awg | | steel wire Ø mm awg | | safety clip | clip type |
|------------|---|-------------------------|----|-----------------------|----|------------------------|----|-------------|-----------|
| ITR 30 |  | 1.30 | 16 | 1.02 | 18 | - | - | ITR 30 A | AL |
| ITR 58 R |  | 2.05 | 12 | 1.63 | 14 | - | - | ITR 58 R A | AL |
| ITRR 58 G |  | 2.59 | 10 | 1.63 | 14 | - | - | - | - |
| ITR 30 58 |  | 1.63 | 14 | 1.30 | 16 | - | - | ITR 30 58 A | AL |
| ITR 58 |  | 2.05 | 12 | 1.63 | 14 | - | - | ITR 58 A | AL |
| ITRR 58 |  | 2.59 | 10 | 1.63 | 14 | - | - | - | - |
| ITR 5000 |  | 2.05 | 12 | 1.63 | 14 | - | - | ITR 5000 A | AF |
| TTR 5000 |  | 2.05 | 12 | 1.63 | 14 | 0.6 | 22 | TTR 5000 A | AF |
| TTR 5500 |  | 2.59 | 10 | 2.05 | 12 | 0.8 | 20 | - | - |



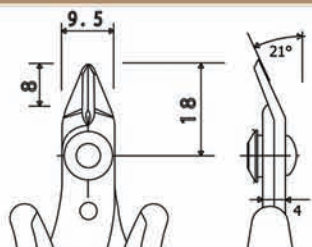
Cutters *flush cut*

TR 20 M



TR 20 M

Tool for a flush cut. The reduced head's dimension and its pointed shape, allow access to difficult to reach areas. Steel thickness 2.0 mm. Tool length 132mm. Safety clip for holding wire scraps securely after cutting available. ESD-safe handles version available

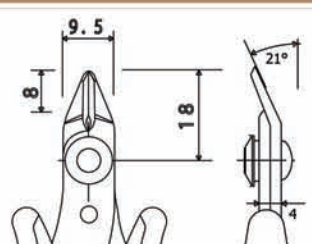


| Order code | ESD Order code | Safety clip | Order code | Type of spring | Cutting force (kg) | Copper wire (Ø mm) | Copper wire (awg) |
|------------|----------------|-------------|------------|----------------|--------------------|---------------------|-------------------|
| TR 20 M | TR 20 M D | TR 20 M A | | AF | 3 | 0.81 | 20 |

TR 20 SM



TR 20 SM: Tool for a flush cut. The reduced head's dimension and its pointed shape, allow access to difficult to reach areas. Similar to TR 20 M but with rounded edges. Safety clip for holding wire scraps securely after cutting available. Steel thickness 2.0mm. Tool length 132mm. ESD-safe handles version available.

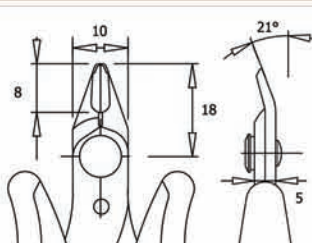


| Order code | ESD Order code | Safety clip | Order code | Type of spring | Cutting force (kg) | Copper wire (Ø mm) | Copper wire (awg) |
|------------|----------------|-------------|------------|----------------|--------------------|---------------------|-------------------|
| TR 20 SM | TR 20 SM D | TR 20 SM A | | AF | 3 | 0.81 | 20 |

TR 25 P



TR 25 P: Tool for a flush cut. With very sharp cutting edges, it is ideal for very delicate work in electronics, allowing access to difficult to reach areas. Safety clip for holding wire scraps securely after cutting available. Steel thickness 2.5mm. Tool length 132mm. ESD-safe handles version available


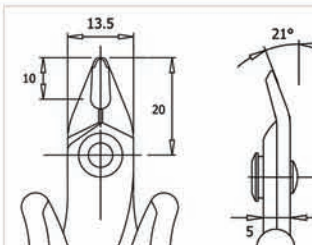


| Order code | ESD Order code | Safety clip | Order code | Type of spring | Cutting force (kg) | Copper wire (Ø mm) | Copper wire (awg) |
|------------|----------------|-------------|------------|----------------|--------------------|---------------------|-------------------|
| TR 25 P | TR 25 P D | TR 25 P A | | AF | 3.5 | 1.02 | 18 |

TR 25



TR 25: Tool for a flush cut. One of the most popular cutting tool. Safety clip for holding wire scraps securely after cutting available. Steel thickness 2.5mm. Tool length 138mm. ESD-safe handles version available


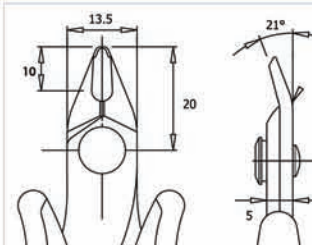


| Order code | ESD Order code | Safety clip | Order code | Type of spring | Cutting force (kg) | Copper wire (Ø mm) | Copper wire (awg) |
|------------|----------------|-------------|------------|----------------|--------------------|---------------------|-------------------|
| TR 25 | TR 25 D | TR 25 A | | AF | 5 | 1.30 | 16 |

TR E 03 NB



TRE 03 NB: Tool for a flush cut. Purposely designed as the simplified version of the TR 25 but with the same main characteristics. Safety clip for holding wire scraps securely after cutting available. Steel thickness 2.5mm. Tool length 138mm. ESD-safe handles version available

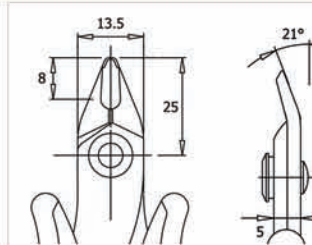


| Order code | ESD Order code | Safety clip | Order code | Type of spring | Cutting force (kg) | Copper wire (Ø mm) | Copper wire (awg) |
|------------|----------------|-------------|------------|----------------|--------------------|---------------------|-------------------|
| TR E 03 NB | TR E 03 NB D | TR E 03 AB | | AF | 3 | 1.30 | 16 |

TR 25 L



TR 25 L: Tool for a flush cut. Same characteristics as TR 25, but specially designed with longer handles to reduce the force needed by the operator. Safety clip for holding wire scraps securely after cutting available. Steel thickness 2.5mm. Tool length 160mm. ESD-safe handles version available



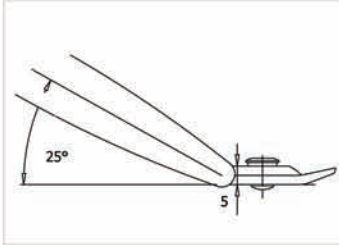
| Order code | ESD Order code | Safety clip | Order code | Type of spring | Cutting force (kg) | Copper wire (Ø mm) | Copper wire (awg) |
|------------|----------------|-------------|------------|----------------|--------------------|---------------------|-------------------|
| TR 25 L | TR 25 L D | TR 25 L A | | AF | 3 | 1.30 | 16 |



TR 25 L 25



TR 25 L 25: Tool for a flush cut. The special 25° angle allows the use in difficult to reach areas and its longer handles reduce the force needed by the operator. Safety clip for holding wire scraps securely after cutting available. Steel thickness 2.5mm. Tool length 160mm. ESD-safe handles version available

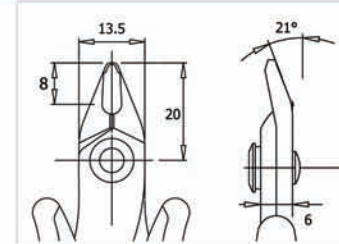


| Order code | ESD Order code | Safety clip | Order code | Type of spring | Cutting force (kg) | Copper wire (Ø mm) | Copper wire (awg) |
|------------|----------------|--------------|------------|----------------|--------------------|---------------------|-------------------|
| TR 25 L 25 | TR 25 L 25 D | TR 25 L 25 A | | AF | 3 | 1.30 | 16 |

TR 30



TR 30: Tool for a flush cut. One of the most popular cutting tool. Safety clip for holding wire scraps securely after cutting available. Steel thickness 3.0mm. Tool length 138mm. ESD-safe handles version available


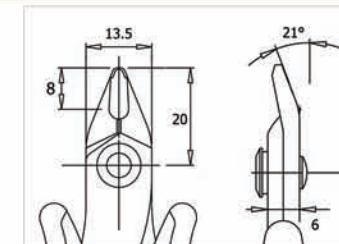


| Order code | ESD Order code | Safety clip | Order code | Type of spring | Cutting force (kg) | Copper wire (Ø mm) | Copper wire (awg) |
|------------|----------------|-------------|------------|----------------|--------------------|---------------------|-------------------|
| TR 30 | TR 30 D | TR 30 A | | AL | 5.5 | 1.30 | 16 |

TR 30 58 R



TR 30 58 R: Tool for a flush cut. Due to the special treatment of the blades, it is suitable for cutting ferrous material. Safety clip for holding wire scraps securely after cutting available. Steel thickness 3.0mm. Tool length 138mm. ESD-safe handles version available


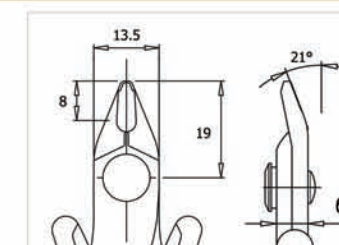


| Order code | ESD Order code | Safety clip | Order code | Type of spring | Cutting force (kg) | Copper wire (Ø mm) | Copper wire (awg) |
|------------|----------------|--------------|------------|----------------|--------------------|---------------------|-------------------|
| TR 30 58 R | TR 30 58 R D | TR 30 58 R A | | AL | 6.5 | 1.63 | 14 |

TR 58 R



TR 58 R: Tool for a flush cut. The special treatment of the blades make this tool particularly suitable for the cutting of ferrous material. Safety clip for holding wire scraps securely after cutting available. Steel thickness 3.0mm. Tool length 138mm. ESD-safe handles version available


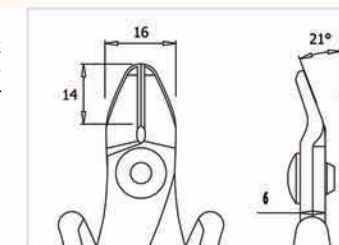


| Order code | ESD Order code | Safety clip | Order code | Type of spring | Cutting force (kg) | Copper wire (Ø mm) | Copper wire (awg) |
|------------|----------------|-------------|------------|----------------|--------------------|---------------------|-------------------|
| TR 58 R | TR 58 R D | TR 58 R A | | AL | 9 | 2.05 | 12 |

TRR 58 G



TRR 58 G: Very strong tool for a flush cut, suitable, apart from work in electronics, also to be used in the jewellery's and for the cutting of rubber seal. Steel thickness 3.0mm. Tool length 160mm. ESD-safe handles version available


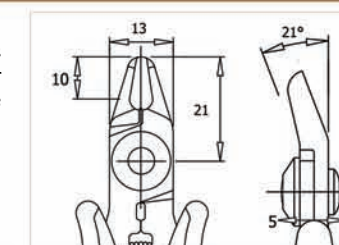


| Order code | ESD Order code | Safety clip | Order code | Type of spring | Cutting force (kg) | Copper wire (Ø mm) | Copper wire (awg) |
|------------|----------------|-------------|------------|----------------|--------------------|---------------------|-------------------|
| TRR 58 G | TRR 58 G D | - | - | - | 1.5 | 2.59 | 10 |

TR 5000 R



TR 5000 R: Strong tool for a flush cut. Safety clip for holding wire scraps securely after cutting available (order code TR 5000 R A). Safety clip type AF. Steel thickness 5.0mm. Tool length 138mm. ESD-safe handles version available

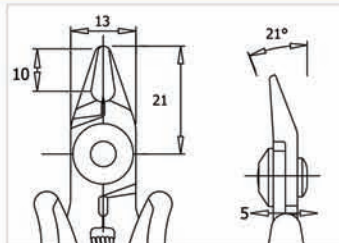


| Order code | ESD Order code | Safety clip | Order code | Type of spring | Cutting force (kg) | Copper wire (Ø mm) | Copper wire (awg) |
|------------|----------------|-------------|------------|----------------|--------------------|---------------------|-------------------|
| TR 5000 R | TR 5000 R D | TR 5000 R A | | AF | 8 | 2.00 | 12 |

TR 5000 PR

**TR 5000 PR**

Strong tool for a flush cut. With very sharp cutting edges it allows access to difficult to reach areas. Safety clip for holding wire scraps securely after cutting available. Steel thickness 5.0mm. Tool length 138mm
ESD-safe handles version available



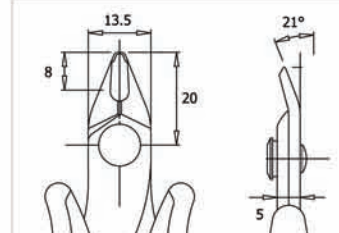
| Order code | ESD Order code | Safety clip | Order code | Type of spring | Cutting force (kg) | Copper wire (Ø mm) | Copper wire (awg) |
|------------|----------------|-------------|------------|----------------|--------------------|---------------------|-------------------|
| TR 5000PR | TR 5000PR D | TR 5000PR A | | AF | 5 | 1.30 | 16 |

Cutters *rounded flush cut*

TR 25 B



TR 25 B: Tool for a flush well finished cut. Lightweight and easy to handle with swelled blades, leaving the cut well finished. Suitable for work with plastic. Steel thickness 2.5mm. Tool length 138mm.
ESD-safe handles version available

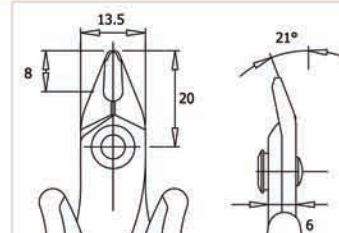


| Order code | ESD Order code | Safety clip | Order code | Type of spring | Cutting force (kg) | Copper wire (Ø mm) | Copper wire (awg) |
|------------|----------------|-------------|------------|----------------|--------------------|---------------------|-------------------|
| TR 25 B | TR 25 B D | - | | - | 5 | 1.02 | 18 |

TR 30 B



TR 30 B: Tool for a flush finished cut. Lightweight and easy to handle with swelled blades, leaving the cut well finished. Suitable for work with plastic. Steel thickness 3.0mm. Tool length 138mm
ESD-safe handles version available

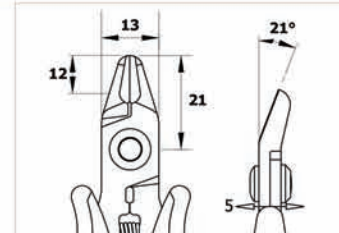


| Order code | ESD Order code | Safety clip | Order code | Type of spring | Cutting force (kg) | Copper wire (Ø mm) | Copper wire (awg) |
|------------|----------------|-------------|------------|----------------|--------------------|---------------------|-------------------|
| TR 30 B | TR 30 B D | - | | - | 5.5 | 1.02 | 18 |

TR 5000 B



TR 5000 B: Strong tool for flush finished cut. Suitable for work with plastic. Steel thickness 5.0mm. Tool length 138mm.
ESD-safe handles version available

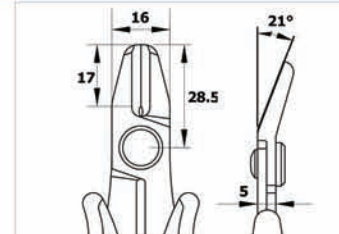


| Order code | ESD Order code | Safety clip | Order code | Type of spring | Cutting force (kg) | Copper wire (Ø mm) | Copper wire (awg) |
|------------|----------------|-------------|------------|----------------|--------------------|---------------------|-------------------|
| TR 5000 B | TR 5000 B D | - | | - | 12 | 1.63 | 14 |

TRR 5000 B



TRR 5000 B: Strong tool for flush finished cut. Suitable for work with plastic. Steel thickness 5.0mm. Tool length 150mm.
ESD-safe handles version available

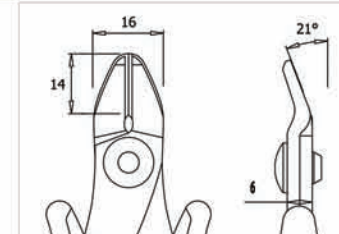


| Order code | ESD Order code | Safety clip | Order code | Type of spring | Cutting force (kg) | Copper wire (Ø mm) | Copper wire (awg) |
|------------|----------------|-------------|------------|----------------|--------------------|---------------------|-------------------|
| TRR 5000 B | TRR 5000 BD | - | | - | 15 | 2.05 | 12 |

TRR 58 B



TRR 58 B: Strong tool for flush finished cut. Steel thickness 3.0mm. Tool length 160mm.
ESD-safe handles version available

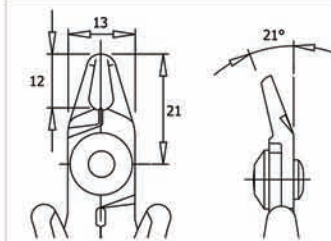


| Order code | ESD Order code | Safety clip | Order code | Type of spring | Cutting force (kg) | Copper wire (Ø mm) | Copper wire (awg) |
|------------|----------------|-------------|------------|----------------|--------------------|---------------------|-------------------|
| TRR 58 B | TRR 58 B D | - | | - | 3.0 | 2.05 | 12 |

TR 5000 PG



TR 5000 PG: Strong flush cutter with pointed, well finished cutting blades. Suitable for trimming in the plastic field. Steel thickness 5.0mm. Tool length 138mm. ESD-safe handles version available



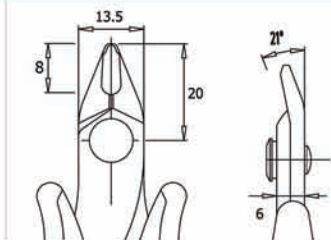
| Order code | ESD Order code | Safety clip | Order code | Type of spring | Cutting force (kg) | Copper wire (Ø mm) | Copper wire (awg) |
|------------|----------------|-------------|------------|----------------|--------------------|---------------------|-------------------|
| TR 5000 PG | TR 5000 PG D | - | - | - | 5 | 1.02 | 18 |

Cutters *chamfered cut*

TR 30 58



TR 30 58: Tool for a chamfered cut. The special treatment of blades make this tool particularly suitable for the cutting of ferrous material. Safety clip for holding wire scraps securely after cutting available. Steel thickness 3.0mm. Tool length 138mm. ESD-safe handles version available


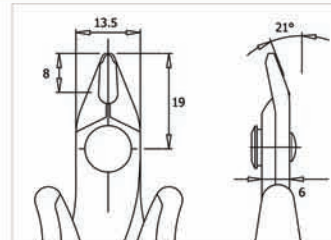


| Order code | ESD Order code | Safety clip | Order code | Type of spring | Cutting force (kg) | Copper wire (Ø mm) | Copper wire (awg) |
|------------|----------------|-------------|------------|----------------|--------------------|---------------------|-------------------|
| TR 30 58 | TR 30 58 D | TR 30 58 A | AL | 8.5 | 1.63 | 14 | |

TR 58



TR 58: Tool for a chamfered cut. The special treatment of blades make this tool suitable for the cutting of ferrous material. Stronger version of TR3058. Safety clip for holding wire scraps securely after cutting available. Steel thickness 3.0mm. Tool length 138mm. ESD-safe handles version available


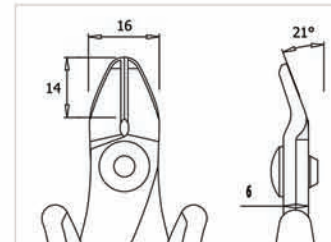


| Order code | ESD Order code | Safety clip | Order code | Type of spring | Cutting force (kg) | Copper wire (Ø mm) | Copper wire (awg) |
|------------|----------------|-------------|------------|----------------|--------------------|---------------------|-------------------|
| TR 58 | TR 58 D | TR 58 A | AL | 11 | 2.05 | 12 | |

TRR 58



TRR 58: Strong tool for a chamfered cut. For cutting quite resistant materials. Safety clip for holding wire scraps securely after cutting available. Steel thickness 3.0mm. Tool length 160mm. ESD-safe handles version available


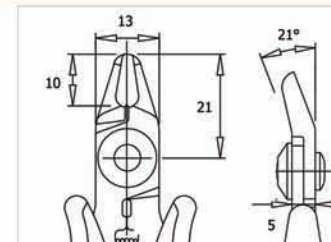


| Order code | ESD Order code | Safety clip | Order code | Type of spring | Cutting force (kg) | Copper wire (Ø mm) | Copper wire (awg) |
|------------|----------------|-------------|------------|----------------|--------------------|---------------------|-------------------|
| TRR 58 | TRR 58 D | TRR 58 A | AL | 15 | 2.59 | 10 | |

TR 5000



TR 5000: Strong tool for a chamfered cut. Safety clip for holding wire scraps securely after cutting available. Steel thickness 5.0mm. Tool length 138mm. ESD-safe handles version available


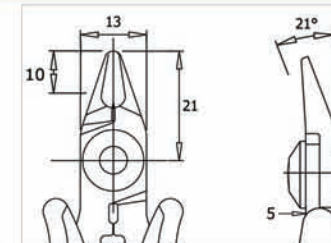


| Order code | ESD Order code | Safety clip | Order code | Type of spring | Cutting force (kg) | Copper wire (Ø mm) | Copper wire (awg) |
|------------|----------------|-------------|------------|----------------|--------------------|---------------------|-------------------|
| TR 5000 | TR 5000 D | TR 5000 A | AF | 12 | 2.05 | 12 | |

TR 5000 P



TR 5000 P: Strong tool for a chamfered cut with pointed cutting blades. Safety clip for holding wire scraps securely after cutting available. Steel thickness 5.0mm. Tool length 138mm. ESD-safe handles version available

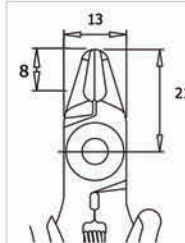


| Order code | ESD Order code | Safety clip | Order code | Type of spring | Cutting force (kg) | Copper wire (Ø mm) | Copper wire (awg) |
|------------|----------------|-------------|------------|----------------|--------------------|---------------------|-------------------|
| TR 5000 P | TR 5000 P D | TR 5000 P A | AF | 8 | 1.30 | 16 | |

TRR 5000

**TRR 5000**

Strong tool for a chamfered cut. Ideal to cut materials of a resistant nature. Safety clip for holding wire scraps securely after cutting available. Steel thickness 5.0mm. Tool length 138mm. ESD-safe handles version available



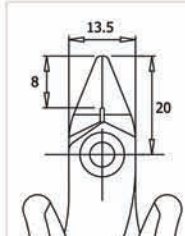
| Order code | ESD Order code | Safety clip | Order code | Type of spring | Cutting force (kg) | Copper wire (Ø mm) | Copper wire (awg) |
|------------|----------------|-------------|------------|----------------|--------------------|--------------------|-------------------|
| TRR 5000 | TRR 5000 D | TRR 5000 A | | AF | 14 | 2.59 | 10 |

Cutters *flush cut at different height*

TR 25 15



TR 25 15: Tool for a reverse flush cut. Terminal wire cut at 1.5mm from the surface. Steel thickness 2.5mm. Tool length 138mm. ESD-safe handles version available

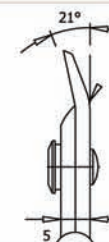
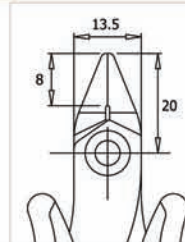


| Order code | ESD Order code | Safety clip | Order code | Type of spring | Cutting force (kg) | Copper wire (Ø mm) | Copper wire (awg) |
|------------|----------------|-------------|------------|----------------|--------------------|--------------------|-------------------|
| TR 25 15 | TR 25 15 D | - | | - | 5 | 1.30 | 16 |

TR 25 15 L



TR 25 15 L: Tool for a reverse flush cut. Terminal wire cut at 1.5mm from the surface. Same characteristics as TR 25 15, but designed with longer handles reduce the force needed by the operator. Steel thickness 2.5mm. Tool length 160mm. ESD-safe handles version available.

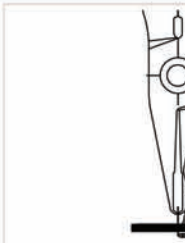


| Order code | ESD Order code | Safety clip | Order code | Type of spring | Cutting force (kg) | Copper wire (Ø mm) | Copper wire (awg) |
|------------|----------------|-------------|------------|----------------|--------------------|--------------------|-------------------|
| TR 25 15 L | TR 25 15 L D | - | | - | 3 | 1.30 | 16 |

TR 5000 W



TR 5000 W: Tool for a front, flush cut, for working in difficult to reach areas. It is possible to adjust the cutting height from the surface (from 0 to 5mm). Steel thickness 5.0mm. Tool length 147mm. ESD-safe handles version available.




| Order code | ESD Order code | Safety clip | Order code | Type of spring | Cutting force (kg) | Copper wire (Ø mm) | Copper wire (awg) |
|------------|----------------|-------------|------------|----------------|--------------------|--------------------|-------------------|
| TR 5000 W | TR 5000 W D | - | | - | 3.5 | 1.30 | 16 |

TR 5000 10



TR 5000 10: Tool for a front cut, ideal for access in difficult to reach areas. It cuts the component lead at 1mm from the surface. Steel thickness 5.0mm. Tool length 147mm. ESD-safe handles version available.

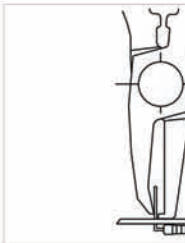


| Order code | ESD Order code | Safety clip | Order code | Type of spring | Cutting force (kg) | Copper wire (Ø mm) | Copper wire (awg) |
|------------|----------------|-------------|------------|----------------|--------------------|--------------------|-------------------|
| TR 5000 10 | TR 5000 10 D | - | | - | 5.5 | 1.30 | 16 |

TR 5000 13



TR 5000 13: Tool for a front cut, ideal for access in difficult to reach areas of PCBs. It cuts the component lead at 1.3mm from the surface. Steel thickness 5.0mm. Tool length 147mm. ESD-safe handles version available.



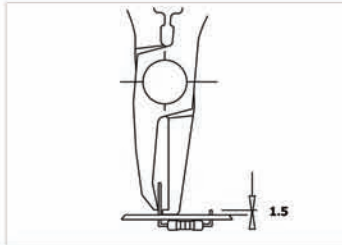
| Order code | ESD Order code | Safety clip | Order code | Type of spring | Cutting force (kg) | Copper wire (Ø mm) | Copper wire (awg) |
|------------|----------------|-------------|------------|----------------|--------------------|--------------------|-------------------|
| TR 5000 13 | TR 5000 13 D | - | | - | 5.5 | 1.30 | 16 |



TR 5000 15



TR 5000 15: Tool for a front cut, ideal for access in difficult to reach areas of PCBs. It cuts the component lead at 1.5mm from the surface. Steel thickness 5.0mm. Tool length 147mm. ESD-safe handles version available.

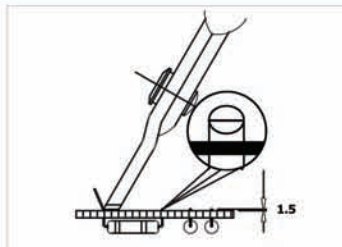


| Order code | ESD Order code | Safety clip | Order code | Type of spring | Cutting force (kg) | Copper wire (Ø mm) | Copper wire (awg) |
|------------|----------------|-------------|------------|----------------|--------------------|---------------------|-------------------|
| TR 5000 15 | TR 5000 15 D | - | - | - | 5.5 | 1.30 | 16 |

TR 30 15 V



TR 30 15 V: Tool for a front cut, angles at 60°. It cuts the component lead at 1.5mm from the surface. Steel thickness 3.0mm. Tool length 144mm. ESD-safe handles version available.

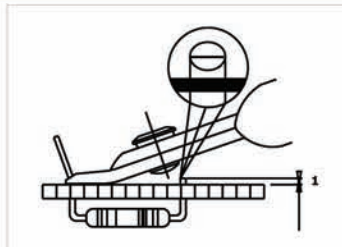


| Order code | ESD Order code | Safety clip | Order code | Type of spring | Cutting force (kg) | Copper wire (Ø mm) | Copper wire (awg) |
|------------|----------------|-------------|------------|----------------|--------------------|---------------------|-------------------|
| TR 30 15 V | TR 30 15 V D | - | - | - | 3 | 1.02 | 18 |

TR 30 10



TR 30 10: Tool for a clean, flush cut. Conceived for cutting component wires 1mm from the surface. Steel thickness 3.0mm. Tool length 138mm. ESD-safe handles version available.

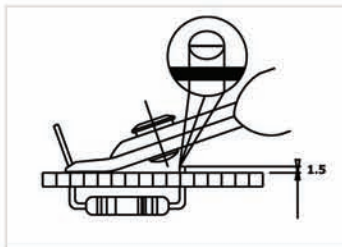


| Order code | ESD Order code | Safety clip | Order code | Type of spring | Cutting force (kg) | Copper wire (Ø mm) | Copper wire (awg) |
|------------|----------------|-------------|------------|----------------|--------------------|---------------------|-------------------|
| TR 30 10 | TR 30 10 D | - | - | - | 5.5 | 1.30 | 16 |

TR 30 15



TR 30 15: Tool for a perfect clean and flush cut. It cuts the component lead at 1.5mm from the surface. Steel thickness 3.0mm. Tool length 138mm. ESD-safe handles version available.

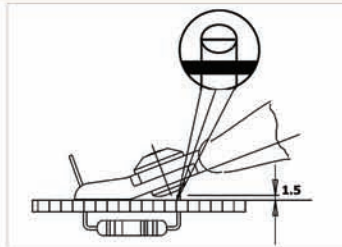


| Order code | ESD Order code | Safety clip | Order code | Type of spring | Cutting force (kg) | Copper wire (Ø mm) | Copper wire (awg) |
|------------|----------------|-------------|------------|----------------|--------------------|---------------------|-------------------|
| TR 30 15 | TR 30 15 D | - | - | - | 5.5 | 1.30 | 16 |

TR 50 15



TR 50 15: Strong tool for a clean and flush cut. It cuts the component lead at 1.5 mm from the surface. Steel thickness 5.0mm. Tool length 138mm. ESD-safe handles version available.

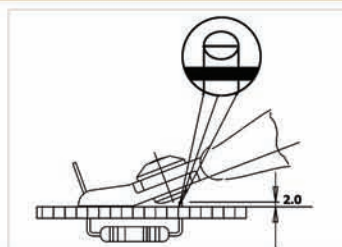


| Order code | ESD Order code | Safety clip | Order code | Type of spring | Cutting force (kg) | Copper wire (Ø mm) | Copper wire (awg) |
|------------|----------------|-------------|------------|----------------|--------------------|---------------------|-------------------|
| TR 50 15 | TR 50 15 D | - | - | - | 8 | 1.60 | 14 |

TR 50 20



TR 50 20: Strong tool for a clean and flush cut. It cuts the component lead at 2 mm from the surface. Steel thickness 5.0mm. Tool length 138mm. ESD-safe handles version available.



| Order code | ESD Order code | Safety clip | Order code | Type of spring | Cutting force (kg) | Copper wire (Ø mm) | Copper wire (awg) |
|------------|----------------|-------------|------------|----------------|--------------------|---------------------|-------------------|
| TR 50 20 | TR 50 20 D | - | - | - | 8 | 1.60 | 14 |

Cutters *oblique or vertical cut*

TR 20 VM

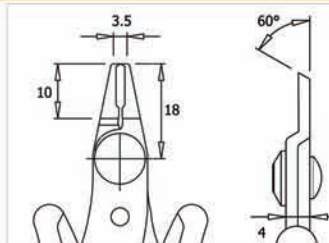


TR 20 VM

Tool for a front, flush cut. The reduced size and the special 60° angle permits the tool to be easily used in difficult to reach areas.

Steel thickness 2.0mm. Tool length 132mm

ESD-safe handles version available



| Order code | ESD Order code | Safety clip | Order code | Type of spring | Cutting force (kg) | Copper wire (Ø mm) | Copper wire (awg) |
|------------|----------------|-------------|------------|----------------|--------------------|---------------------|-------------------|
| TR 20 VM | TR 20 VM D | - | - | - | 2.0 | 0.64 | 22 |

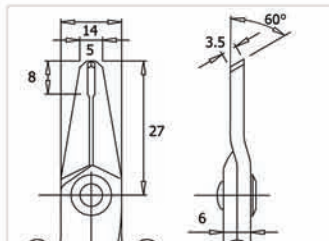
TR 30 V



TR 30 V: Tool for a front, clean, flush cut. The special 60° angle permits the tool to be easily used in difficult to reach areas.

Steel thickness 3.0mm. Tool length 144mm.

ESD-safe handles version available



| Order code | ESD Order code | Safety clip | Order code | Type of spring | Cutting force (kg) | Copper wire (Ø mm) | Copper wire (awg) |
|------------|----------------|-------------|------------|----------------|--------------------|---------------------|-------------------|
| TR 30 V | TR 30 V D | - | - | - | 3 | 1.02 | 18 |


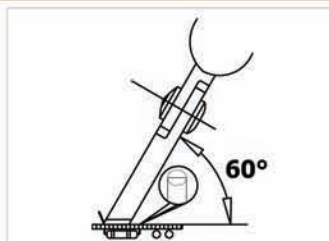
TR 5000 V



TR 5000 V: Special 60° angled tool for a front, flush cut, ideal to work in difficult to reach areas. Similar to TR 30 V but with 5mm steel thickness.

Steel thickness 5.0mm. Tool length 147mm.

ESD-safe handles version available



| Order code | ESD Order code | Safety clip | Order code | Type of spring | Cutting force (kg) | Copper wire (Ø mm) | Copper wire (awg) |
|------------|----------------|-------------|------------|----------------|--------------------|---------------------|-------------------|
| TR 5000 V | TR 5000 V D | - | - | - | 3.5 | 1.30 | 16 |


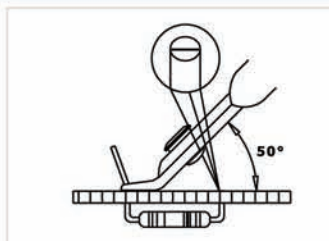
TR 25 50



TR 25 50: Tool for a flush cut, with inclined 50° blades, for specific work in electronics.

Steel thickness 2.5mm. Tool length 135mm.

ESD-safe handles version available



| Order code | ESD Order code | Safety clip | Order code | Type of spring | Cutting force (kg) | Copper wire (Ø mm) | Copper wire (awg) |
|------------|----------------|-------------|------------|----------------|--------------------|---------------------|-------------------|
| TR 25 50 | TR 25 50 D | - | - | - | 5 | 1.30 | 16 |

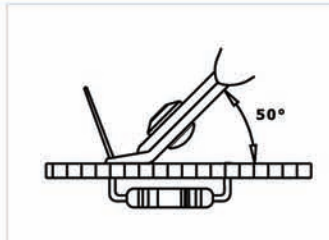
TR 20 50 M



TR 20 50 M: Particularly thin nose tool for a flush cut with inclined 50° blades. Ideal to work in difficult to reach areas.

Steel thickness 2.0mm. Tool length 131mm.

ESD-safe handles version available



| Order code | ESD Order code | Safety clip | Order code | Type of spring | Cutting force (kg) | Copper wire (Ø mm) | Copper wire (awg) |
|------------|----------------|-------------|------------|----------------|--------------------|---------------------|-------------------|
| TR 20 50 M | TR 20 50 M D | - | - | - | 2 | 0.64 | 22 |

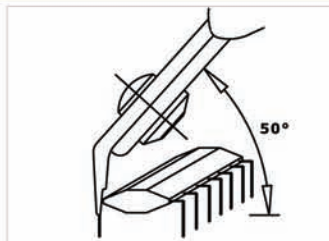
TR 30 T



TR 30 T: Tool 50° angled for the cutting of integrated circuit pins.

Steel thickness 3.0mm. Tool length 137mm.

ESD-safe handles version available

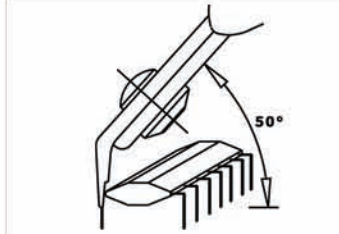


| Order code | ESD Order code | Safety clip | Order code | Type of spring | Cutting force (kg) | Copper wire (Ø mm) | Copper wire (awg) |
|------------|----------------|-------------|------------|----------------|--------------------|---------------------|-------------------|
| TR 30 T | TR 30 T D | - | - | - | 2.5 | 1.02 | 18 |

TR 20 TM



TR 20 TM: Tool for the cutting of integrated circuit pins. The reduced size of the its blades, angled at 50°, allows the pins cut when pins are very close to each other. Steel thickness 2.0mm. Tool length 129mm. ESD-safe handles version available



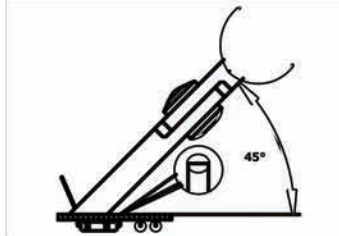
cutters

| Order code | ESD Order code | Safety clip | Order code | Type of spring | Cutting force (kg) | Copper wire (Ø mm) | Copper wire (awg) |
|------------|----------------|-------------|------------|----------------|--------------------|---------------------|-------------------|
| TR 20 TM | TR 20 TM D | - | - | - | 2 | 0.64 | 22 |

TR 5045 V



TR 5045 V: Tool for a front, flush cut, 45°angled. Steel thickness 5.0mm. Tool length 147mm. ESD-safe handles version available



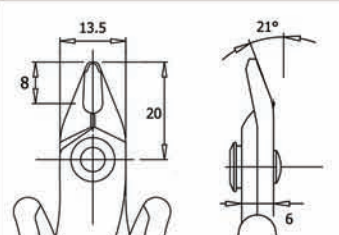
| Order code | ESD Order code | Safety clip | Order code | Type of spring | Cutting force (kg) | Copper wire (Ø mm) | Copper wire (awg) |
|------------|----------------|-------------|------------|----------------|--------------------|---------------------|-------------------|
| TR 5045 V | TR 5045 V D | - | - | - | 3 | 1.30 | 16 |

Cutters *induction/tungsten blade treatment*

ITR 30



ITR 30: Strong tool for a flush cut. Special INDUCTION treatment of blades. For the cutting of copper and ferrous materials. Safety clip for holding wire scraps securely after cutting available. Steel thickness 3.0mm. Tool length 138mm. ESD-safe handles version available.

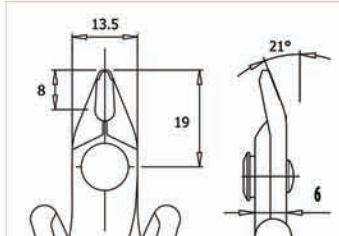


| Order code | ESD Order code | Safety clip | Order code | Spring | Copper wire (Ømm/awg) | Ferrous wire (Ø mm/awg) | Steel wire (Ø mm/awg) |
|------------|----------------|-------------|------------|--------|-----------------------|--------------------------|------------------------|
| ITR 30 | ITR 30 D | ITR 30 A | - | AL | 1.30/16 | 1.02/18 | -/- |

ITR 58 R



ITR 58 R: Strong tool for a flush cut. Special INDUCTION treatment of blades. For the cutting of copper and ferrous materials. Safety clip for holding wire scraps securely after cutting available. Steel thickness 3.0mm. Tool length 138mm.


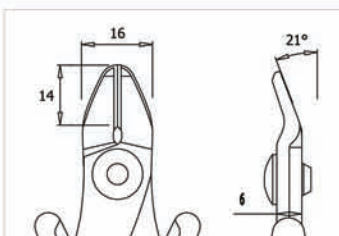


| Order code | ESD Order code | Safety clip | Order code | Spring | Copper wire (Ømm/awg) | Ferrous wire (Ø mm/awg) | Steel wire (Ø mm/awg) |
|------------|----------------|-------------|------------|--------|-----------------------|--------------------------|------------------------|
| ITR 58 R | ITR 58 R D | ITR 58 R A | - | AL | 2.05/12 | 1.63/14 | -/- |

ITRR 58 G



ITRR 58 G: Strong tool for a flush cut. Special INDUCTION treatment of blades. For the cutting of copper and ferrous materials. Steel thickness 3.0mm. Tool length 160mm. ESD-safe handles version available

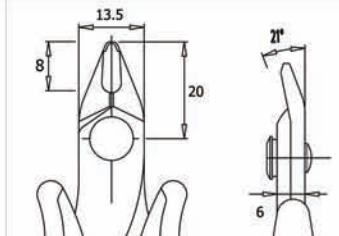


| Order code | ESD Order code | Safety clip | Order code | Spring | Copper wire (Ømm/awg) | Ferrous wire (Ø mm/awg) | Steel wire (Ø mm/awg) |
|------------|----------------|-------------|------------|--------|-----------------------|--------------------------|------------------------|
| ITRR 58 G | ITRR 58 G D | - | - | - | 2.59/10 | 1.63/14 | -/- |

ITR 30 58



ITR 30 58: Strong tool for a chamfered cut. Special INDUCTION treatment of blades. For the cutting of copper and ferrous materials. Safety clip for holding wire scraps securely after cutting available. Steel thickness 3.0mm. Tool length 138mm. ESD-safe handles version available

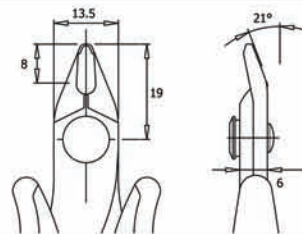


| Order code | ESD Order code | Safety clip | Order code | Spring | Copper wire (Ømm/awg) | Ferrous wire (Ø mm/awg) | Steel wire (Ø mm/awg) |
|------------|----------------|-------------|------------|--------|-----------------------|--------------------------|------------------------|
| ITR 30 58 | ITR 30 58 D | ITR 30 58 A | - | AL | 1.63/14 | 1.30/16 | -/- |

ITR 58

**ITR 58**

Strong tool for a chamfered cut. Special INDUCTION treatment of blades. For the cutting of copper and ferrous materials. Safety clip for holding wire scraps securely after cutting available
Steel thickness 3.0mm. Tool length 138mm.
ESD-safe handles version available

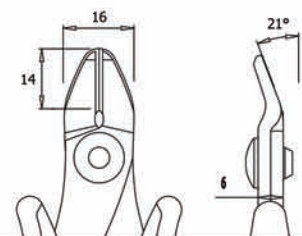


| Order code | ESD Order code | Safety clip | Order code | Spring | Copper wire (Ømm/awg) | Ferrous wire (Ø mm/awg) | Steel wire (Ø mm/awg) |
|------------|----------------|-------------|------------|--------|-----------------------|-------------------------|-----------------------|
| ITR 58 | ITR 58 D | ITR58 A | | AL | 2.05/12 | 1.63/14 | -/- |

ITRR 58



ITRR 58: Strong tool for a chamfered cut. Special INDUCTION treatment of blades. For the cutting of copper and ferrous materials.
Steel thickness 3.0mm. Tool length 160mm.
ESD-safe handles version available

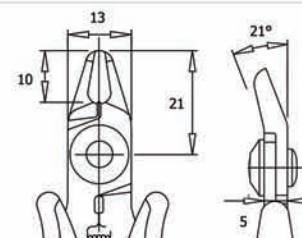


| Order code | ESD Order code | Safety clip | Order code | Spring | Copper wire (Ømm/awg) | Ferrous wire (Ø mm/awg) | Steel wire (Ø mm/awg) |
|------------|----------------|-------------|------------|--------|-----------------------|-------------------------|-----------------------|
| ITRR 58 | ITRR 58 D | - | | - | 2.59/10 | 1.63/14 | -/- |

ITR 5000



ITR 5000: Strong tool for a chamfered cut. Special INDUCTION treatment of blades. For the cutting of copper and ferrous materials. Safety clip for holding wire scraps securely after cutting available
Steel thickness 5.0mm. Tool length 138mm.
ESD-safe handles version available

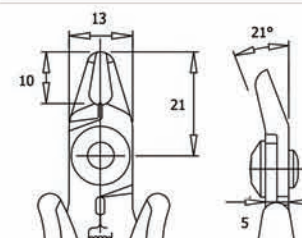


| Order code | ESD Order code | Safety clip | Order code | Spring | Copper wire (Ømm/awg) | Ferrous wire (Ø mm/awg) | Steel wire (Ø mm/awg) |
|------------|----------------|-------------|------------|--------|-----------------------|-------------------------|-----------------------|
| ITR 5000 | ITR 5000 D | ITR 5000 A | | AF | 2.05/12 | 1.63/14 | -/- |

TTR 5000



TTR 5000: Strong tool for a chamfered cut. Special TUNGSTEN treatment of blades. Ideal for the cutting of copper, ferrous materials and other hard components such as steel. Safety clip for holding wire scraps securely after cutting available
Steel thickness 5.0mm. Tool length 138mm.
ESD-safe handles version available

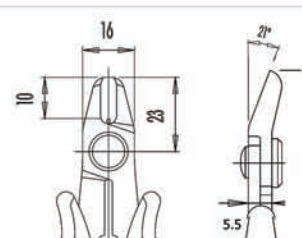


| Order code | ESD Order code | Safety clip | Order code | Spring | Copper wire (Ømm/awg) | Ferrous wire (Ø mm/awg) | Steel wire (Ø mm/awg) |
|------------|----------------|-------------|------------|--------|-----------------------|-------------------------|-----------------------|
| TTR 5000 | TTR 5000 D | TTR 5000 A | | AF | 2.05/12 | 1.63/14 | 0.6/22 |

TTR 5500



TTR 5500: Strong tool for a chamfered cut. Special TUNGSTEN treatment of blades. Ideal for the cutting of copper, ferrous materials and other hard components such as steel wire. Stronger than TTR5000.
Steel thickness 5.5mm. Tool length 155mm.
ESD-safe handles version available



| Order code | ESD Order code | Safety clip | Order code | Spring | Copper wire (Ømm/awg) | Ferrous wire (Ø mm/awg) | Steel wire (Ø mm/awg) |
|------------|----------------|-------------|------------|--------|-----------------------|-------------------------|-----------------------|
| TTR 5500 | TTR 5500 D | - | | - | 2.59/10 | 2.05/12 | 0.8/20 |

Pliers pointed short nose pliers



pliers

| Order code | Tip | hrc | weight (gr) | length (mm) | Esd code | Notes |
|----------------|-----|-------|-------------|-------------|------------------|--|
| PN 2001 | ■ ■ | 48-50 | 78 | 146 | PN 2001 D | serrated, pointed short nose pliers |
| PN 2002 | ■ ■ | 48-50 | 78 | 146 | PN 2002 D | smooth, pointed short nose pliers |
| PN 20 M | ■ ■ | 48-50 | 60 | 136 | PN 20 M D | smooth, pointed short nose pliers |
| PN 5001 | ■ ■ | 48-50 | 98 | 146 | PN 5001 D | serrated, pointed, short nose pliers; 5 mm |
| PN 5002 | ■ ■ | 48-50 | 98 | 146 | PN 5002 D | smooth, pointed, short nose pliers; 5mm |

Flat short nose pliers

| Order code | Tip | hrc | weight (gr) | length (mm) | Esd code | Notes |
|----------------|-----|-------|-------------|-------------|------------------|--|
| PN 2003 | ▬ ▬ | 48-50 | 78 | 146 | PN 2003 D | serrated flat short nose pliers |
| PN 2004 | ▬ ▬ | 48-50 | 78 | 146 | PN 2004 D | smooth flat short nose pliers |
| PN 5003 | ▬ ▬ | 48-50 | 98 | 146 | PN 5003 D | serrated, flat, short nose pliers; 5mm |
| PN 5004 | ▬ ▬ | 48-50 | 98 | 146 | PN 5004 D | smooth, flat, short nose pliers; 5mm |

Pointed long nose pliers

| Order code | Tip | hrc | weight (gr) | length (mm) | Esd code | Notes |
|------------------|-----|-------|-------------|-------------|--------------------|--|
| PN 2005 | ■ ■ | 48-50 | 78 | 160 | PN 2005 D | serrated pointed long nose pliers |
| PN 2006 | ■ ■ | 48-50 | 78 | 160 | PN 2006 D | smooth pointed long nose pliers |
| PN 2015 | ● ● | 48-50 | 78 | 160 | PN 2015 D | serrated pointed, rounded long nose pliers |
| PN 2016 | ● ● | 48-50 | 78 | 160 | PN 2016 D | smooth pointed, rounded long nose pliers |
| PN 2002 M | ● ● | 48-50 | 64 | 155 | PN 2002 M D | smooth pointed, rounded long nose pliers |
| PN 5005 | ■ ■ | 48-50 | 100 | 154 | PN 5005 D | serrated, pointed, long nose pliers; 5mm |
| PN 5006 | ■ ■ | 48-50 | 100 | 154 | PN 5006 D | smooth, pointed, long nose pliers; 5mm |

Flat long nose pliers

| Order code | Tip | hrc | weight (gr) | length (mm) | Esd code | Notes |
|----------------|-----|-------|-------------|-------------|------------------|---|
| PN 2007 | ▬ ▬ | 48-50 | 78 | 160 | PN 2007 D | serrated flat long nose pliers |
| PN 2008 | ▬ ▬ | 48-50 | 78 | 160 | PN 2008 D | smooth flat long nose pliers |
| PN 2017 | ◐ ◐ | 48-50 | 78 | 160 | PN 2017 D | serrated flat, rounded long nose pliers |
| PN 2018 | ◐ ◐ | 48-50 | 78 | 160 | PN 2018 D | smooth flat, rounded long nose pliers |
| PN 5007 | ▬ ▬ | 48-50 | 100 | 154 | PN 5007 D | serrated, flat, long nose pliers; 5mm |
| PN 5008 | ▬ ▬ | 48-50 | 100 | 154 | PN 5008 D | smooth, flat, long nose pliers; 5mm |

Rounded nose pliers

| Order code | Tip | hrc | weight (gr) | length (mm) | Esd code | Notes |
|------------------|-----|-------|-------------|-------------|--------------------|---|
| PN 5028 | ◐ ● | 48-50 | 100 | 154 | PN 5028 D | long nose pliers one round and one flat jaw |
| PN 5025 C | ● ● | 48-50 | 78 | 147 | PN 5025 C D | rounded nose and cutting tip |



pliers


| | | | | | |
|------------------|-------|-----|-----|--------------------|--|
| PN 5025 | 48-50 | 98 | 154 | PN 5025 D | smooth rounded long nose pliers |
| PN 5025 Z | 48-50 | 98 | 154 | PN 5025 Z D | serrated rounded long nose pliers |
| PN 5025/1 | 48-50 | 98 | 146 | PN 5025/1 D | smooth rounded short nose pliers Ø 1.6 |
| PN 5025/2 | 48-50 | 100 | 154 | PN 5025/2 D | smooth rounded long nose pliers Ø 1 |
| PN 5025/3 | 48-50 | 98 | 146 | PN 5025/3 D | smooth rounded short nose pliers Ø 1 |

Bent nose pliers

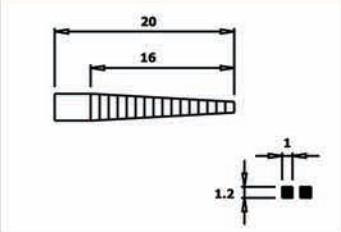
| Order code | Tip | hrc | weight (gr) | length (mm) | Esd code | Notes |
|-------------------|-----|-------|-------------|-------------|---------------------|---|
| PN 2002 PM | | 48-50 | 64 | 147 | PN 2002 PM D | Smooth pointed rounded nose pliers bent at 45° |
| PNB 2005 | | 48-50 | 78 | 152 | PNB 2005 D | Serrated pointed long nose pliers bent at 45° |
| PNB 2006 | | 48-50 | 78 | 152 | PNB 2006 D | Smooth pointed long nose pliers bent at 45° |
| PNB 2007 | | 48-50 | 78 | 152 | PNB 2007 D | Serrated flat long nose pliers bent at 45° |
| PNB 2008 | | 48-50 | 78 | 152 | PNB 2008 D | Smooth flat long nose pliers bent at 45° |
| PNB 2015 | | 48-50 | 78 | 152 | PNB 2015 D | Serrated sharp, rounded nose pliers bent at 45° |
| PNB 2016 | | 48-50 | 78 | 152 | PNB 2016 D | Smooth sharp, rounded nose pliers bent at 45° |
| PNB 2017 | | 48-50 | 78 | 152 | PNB 2017 D | Serrated flat, rounded nose pliers bent at 45° |
| PNB 2018 | | 48-50 | 78 | 152 | PNB 2018 D | Smooth flat, rounded nose pliers bent at 45° |


Pliers *pointed short nose pliers*

PN 2001




PN 2001: The PN 2001 is a serrated, pointed short nose pliers suitable to be used with all type of components. Steel thickness 3.0mm. ESD-safe handles version available.



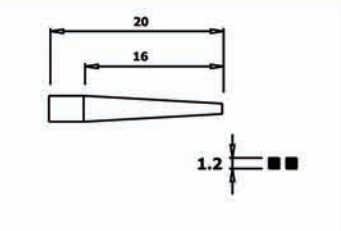



| Order code | ESD Order code | Hrc | Weight (gr) | Length (mm) |
|----------------|------------------|--------------|-------------|-------------|
| PN 2001 | PN 2001 D | 48-50 | 78 | 146 |

PN 2002




PN 2002: The PN 2002 is a smooth, pointed short nose pliers suitable to be used with all type of components. Steel thickness 3.0mm. ESD-safe handles version available.



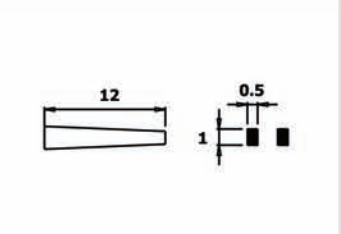



| Order code | ESD Order code | Hrc | Weight (gr) | Length (mm) |
|----------------|------------------|--------------|-------------|-------------|
| PN 2002 | PN 2002 D | 48-50 | 78 | 146 |

PN 20 M



PN 20 M: Smooth pointed short nose pliers, specially designed for delicate work in electronics. Steel thickness 2.0mm. ESD-safe handles version available.




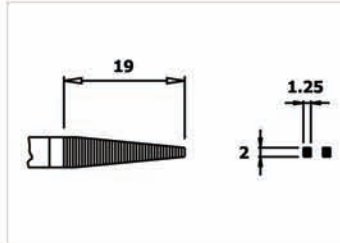


| Order code | ESD Order code | Hrc | Weight (gr) | Length (mm) |
|----------------|------------------|--------------|-------------|-------------|
| PN 20 M | PN 20 M D | 48-50 | 60 | 136 |

PN 5001



PN 5001: Serrated, pointed, short nose pliers. For the general handling of all types of components. Steel thickness 5.0mm.
ESD-safe handles version available.

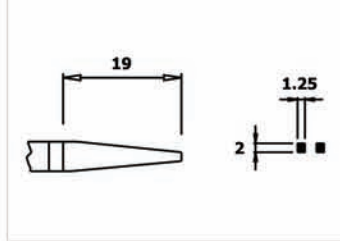


| Order code | ESD Order code | Hrc | Weight (gr) | Lenght (mm) |
|------------|----------------|-------|-------------|-------------|
| PN 5001 | PN 5001 D | 48-50 | 98 | 146 |

PN 5002



PN 5002: Smooth, pointed, short nose pliers. For the general handling of all types of components. Steel thickness 5.0mm.
ESD-safe handles version available.



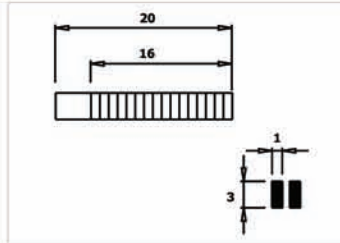
| Order code | ESD Order code | Hrc | Weight (gr) | Lenght (mm) |
|------------|----------------|-------|-------------|-------------|
| PN 5002 | PN 5002 D | 48-50 | 98 | 146 |

Pliers *flat short nose pliers*

PN 2003



PN2003: The PN 2003 is a serrated, flat short nose pliers suitable to be used with all type of components. Steel thickness 3.0mm.
ESD-safe handles version available.

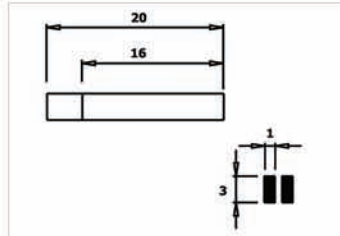


| Order code | ESD Order code | Hrc | Weight (gr) | Lenght (mm) |
|------------|----------------|-------|-------------|-------------|
| PN 2003 | PN 2003 D | 48-50 | 78 | 146 |

PN 2004



PN 2004: The PN 2004 is a smooth, flat short nose pliers suitable to be used with all type of components. Steel thickness 3.0mm.
ESD-safe handles version available.


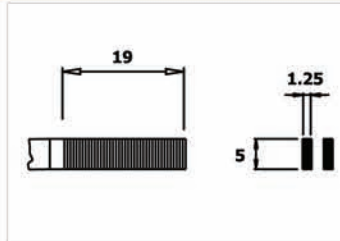


| Order code | ESD Order code | Hrc | Weight (gr) | Lenght (mm) |
|------------|----------------|-------|-------------|-------------|
| PN 2004 | PN 2004 D | 48-50 | 78 | 146 |

PN 5003



PN 5003: Serrated, flat, short nose pliers. For the general handling of all types of components. Steel thickness 5.0mm.
ESD-safe handles version available.

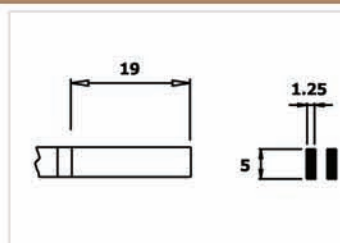


| Order code | ESD Order code | Hrc | Weight (gr) | Lenght (mm) |
|------------|----------------|-------|-------------|-------------|
| PN 5003 | PN 5003 D | 48-50 | 98 | 146 |

PN 5004



PN 5004: Smooth, flat, short nose pliers. For the general handling of all types of components. Steel thickness 5.0mm.
ESD-safe handles version available.



| Order code | ESD Order code | Hrc | Weight (gr) | Lenght (mm) |
|------------|----------------|-------|-------------|-------------|
| PN 5004 | PN 5004 D | 48-50 | 98 | 146 |





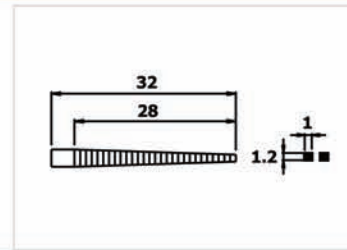
pliers

Pliers *pointed long nose pliers*

PN 2005



PN 2005: The PN 2005 is a serrated, pointed long nose pliers ideal to be used in difficult to reach areas. Steel thickness 3.0mm. ESD-safe handles version available.

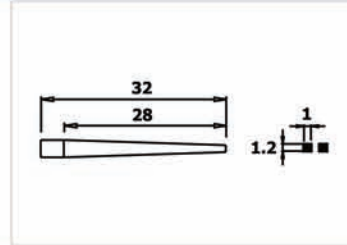


| Order code | ESD Order code | Hrc | Weight (gr) | Lenght (mm) |
|------------|----------------|-------|-------------|-------------|
| PN 2005 | PN 2005 D | 48-50 | 78 | 160 |

PN 2006



PN 2006: The PN 2006 is a smooth, pointed long nose pliers ideal to be used in difficult to reach areas. Steel thickness 3.0mm. ESD-safe handles version available.

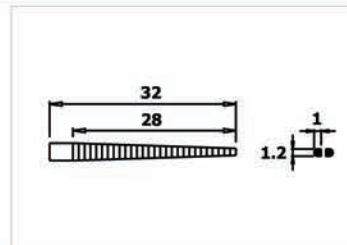


| Order code | ESD Order code | Hrc | Weight (gr) | Lenght (mm) |
|------------|----------------|-------|-------------|-------------|
| PN 2006 | PN 2006 D | 48-50 | 78 | 160 |

PN 2015



PN2015: Serrated pointed, long nose pliers, with rounded external edges suitable for the handling of components in high density areas without causing damage. Steel thickness 3.0mm. ESD-safe handles version available.

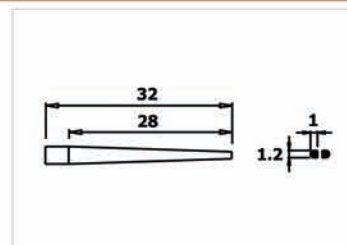


| Order code | ESD Order code | Hrc | Weight (gr) | Lenght (mm) |
|------------|----------------|-------|-------------|-------------|
| PN 2015 | PN 2015 D | 48-50 | 78 | 160 |

PN 2016



PN 2016: Smooth pointed, long nose pliers, with rounded external edges suitable for the handling of components in high density areas without causing damage. Steel thickness 3.0mm. ESD-safe handles version available.

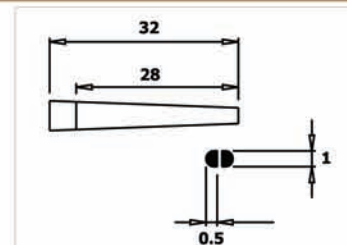


| Order code | ESD Order code | Hrc | Weight (gr) | Lenght (mm) |
|------------|----------------|-------|-------------|-------------|
| PN 2016 | PN 2016 D | 48-50 | 78 | 160 |

PN 2002 M



PN 2002 M: Smooth, pointed long nose pliers, with rounded external edges and very thin tips. Ideal for the handling of components in high density area with no risk of damage. Steel thickness 2.0mm. ESD-safe handles version available.

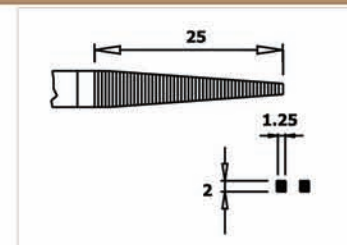


| Order code | ESD Order code | Hrc | Weight (gr) | Lenght (mm) |
|------------|----------------|-------|-------------|-------------|
| PN 2002 M | PN 2002 M D | 48-50 | 64 | 155 |

PN 5005



PN 5005: Serrated, pointed, long nose pliers. For the general handling of all types of components. Steel thickness 5.0mm. ESD-safe handles version available.

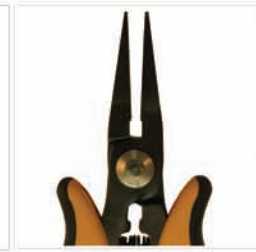
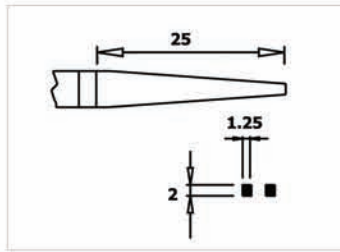


| Order code | ESD Order code | Hrc | Weight (gr) | Lenght (mm) |
|------------|----------------|-------|-------------|-------------|
| PN 5005 | PN 5005 D | 48-50 | 100 | 154 |

PN 5006



PN 5006: Smooth, pointed, long nose pliers. For the general handling of all types of components. Steel thickness 5.0mm. ESD-safe handles version available.



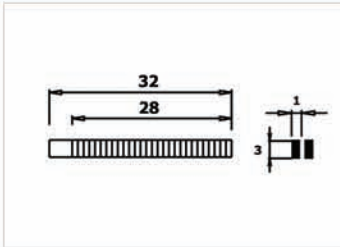
| Order code | ESD Order code | Hrc | Weight (gr) | Lenght (mm) |
|------------|----------------|-------|-------------|-------------|
| PN 5006 | PN 5006 D | 48-50 | 100 | 154 |

Pliers *flat long nose pliers*

PN 2007



PN 2007: The PN 2007 is a serrated, flat long nose pliers ideal to be used in difficult to reach areas. Steel thickness 3.0mm. ESD-safe handles version available.

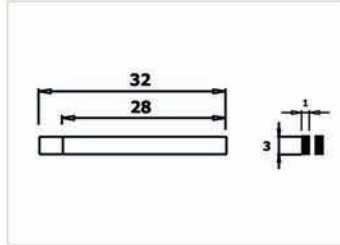


| Order code | ESD Order code | Hrc | Weight (gr) | Lenght (mm) |
|------------|----------------|-------|-------------|-------------|
| PN 2007 | PN 2007 D | 48-50 | 78 | 160 |

PN 2008



PN2008: The PN 2008 is a smooth, flat long nose pliers ideal to be used in difficult to reach areas. Steel thickness 3.0mm. ESD-safe handles version available.

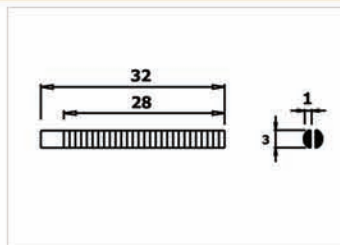


| Order code | ESD Order code | Hrc | Weight (gr) | Lenght (mm) |
|------------|----------------|-------|-------------|-------------|
| PN 2008 | PN 2008 D | 48-50 | 78 | 160 |

PN 2017



PN 2017: Serrated flat, long nose pliers, with rounded external edges suitable for the handling of components in high density areas without causing damage. Steel thickness 3.0mm. ESD-safe handles version available.

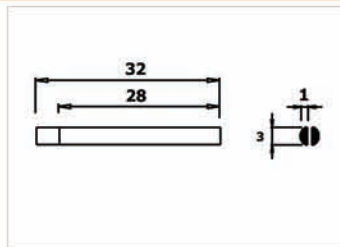


| Order code | ESD Order code | Hrc | Weight (gr) | Lenght (mm) |
|------------|----------------|-------|-------------|-------------|
| PN 2017 | PN 2017 D | 48-50 | 78 | 160 |

PN 2018



PN 2018: Smooth flat, long nose pliers, with rounded external edges suitable for the handling of components in high density areas without causing damage. Steel thickness 3.0mm. ESD-safe handles version available.

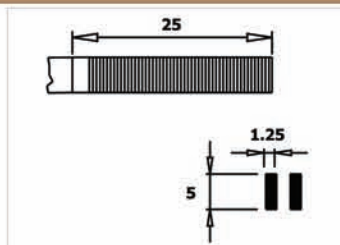


| Order code | ESD Order code | Hrc | Weight (gr) | Lenght (mm) |
|------------|----------------|-------|-------------|-------------|
| PN 2018 | PN 2018 D | 48-50 | 78 | 160 |

PN 5007



PN 5007: The PN 5007 is a serrated flat long nose pliers ideal for the handling of components in poorly accessible areas and where a strong grip is needed. Steel thickness 5.0mm. ESD-safe handles version available.



| Order code | ESD Order code | Hrc | Weight (gr) | Lenght (mm) |
|------------|----------------|-------|-------------|-------------|
| PN 5007 | PN 5007 D | 48-50 | 100 | 154 |

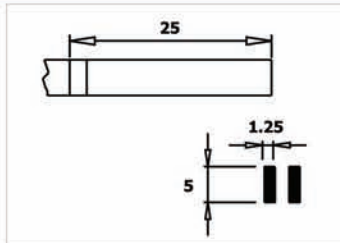




PN 5008



PN 5008: Smooth, flat, long nose pliers, ideal for the handling of components in poorly accessible areas and where a strong grip is needed. Steel thickness 5.0mm. ESD-safe handles version available.



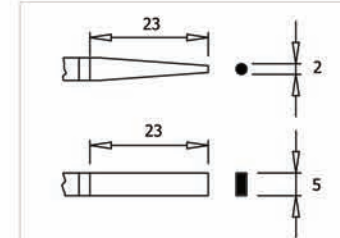
| Order code | ESD Order code | Hrc | Weight (gr) | Lenght (mm) |
|------------|----------------|-------|-------------|-------------|
| PN 5008 | PN 5008 D | 48-50 | 100 | 154 |

Pliers *rounded nose pliers*

PN 5028



PN 5028: Special long nose pliers, with one flat and one round jaw. Steel thickness 5.0mm. ESD-safe handles version available.

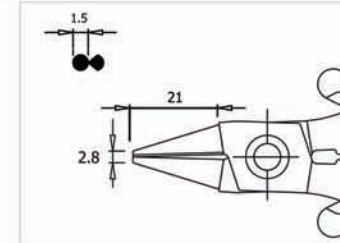


| Order code | ESD Order code | Hrc | Weight (gr) | Lenght (mm) |
|------------|----------------|-------|-------------|-------------|
| PN 5028 | PN 5028 D | 48-50 | 100 | 154 |

PN 5025 C



PN 5025 C: Special pliers, rounded nose and cutting tip with induction treatment. Cutting force 3kg- copper wire 1.02 (Ø mm) - 18 (awg) Thickness 5 mm. ESD-safe handles version available.

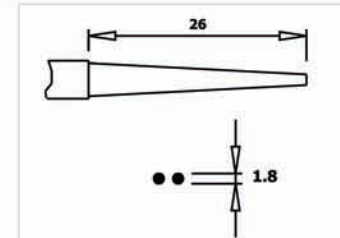


| Order code | ESD Order code | Hrc | Weight (gr) | Lenght (mm) |
|------------|----------------|-------|-------------|-------------|
| PN 5025 C | PN 5025 C D | 48-50 | 78 | 147 |

PN 5025



PN 5025: Smooth rounded long nose pliers ideal for the handling of components in dense areas without causing damages. Tips diameter 1.8mm. Nose length 26mm. Steel thickness 5.0mm. ESD-safe handles version available.

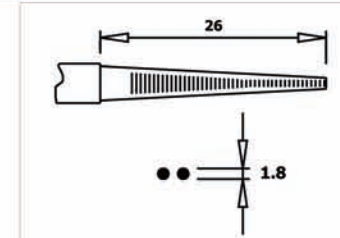


| Order code | ESD Order code | Hrc | Weight (gr) | Lenght (mm) |
|------------|----------------|-------|-------------|-------------|
| PN 5025 | PN 5025 D | 48-50 | 98 | 154 |

PN 5025 Z



PN 5025 Z: Serrated rounded long nose pliers, ideal for the handling of components in high density areas without causing damages. Tips diameter 1.8 mm. Nose length 26mm. Steel thickness 5.0mm. ESD-safe handles version available.

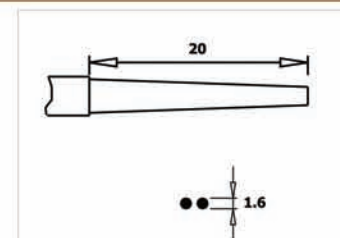


| Order code | ESD Order code | Hrc | Weight (gr) | Lenght (mm) |
|------------|----------------|-------|-------------|-------------|
| PN 5025 Z | PN 5025 Z D | 48-50 | 98 | 154 |

PN 5025/1



PN 5025/1: Smooth rounded short nose pliers, ideal for the handling of components in high density areas without causing damage. Tips diameter 1.6 mm. Nose length 20mm. Steel thickness 5.0mm. ESD-safe handles version available.

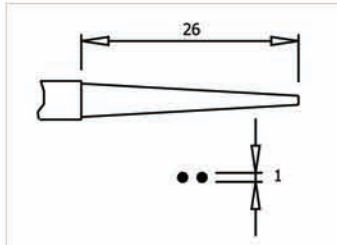


| Order code | ESD Order code | Hrc | Weight (gr) | Lenght (mm) |
|------------|----------------|-------|-------------|-------------|
| PN 5025/1 | PN 5025/1 D | 48-50 | 98 | 146 |

PN 5025/2



PN 5025/2: Smooth rounded long nose pliers, ideal for the handling of components in high density areas without causing damage. Tips diameter 1.0 mm. Nose length 26mm. Steel thickness 5.0mm. ESD-safe handles version available.

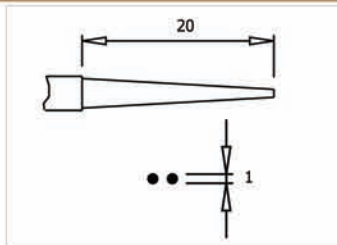


| Order code | ESD Order code | Hrc | Weight (gr) | Lenght (mm) |
|------------|----------------|-------|-------------|-------------|
| PN 5025/2 | PN 5025/2 D | 48-50 | 100 | 154 |

PN 5025/3



PN 5025/3: Smooth rounded short nose pliers, ideal for the handling of components in high density areas without causing damage. Tips diameter 1.0 mm. Nose length 20mm. Steel thickness 5.0mm. ESD-safe handles version available.



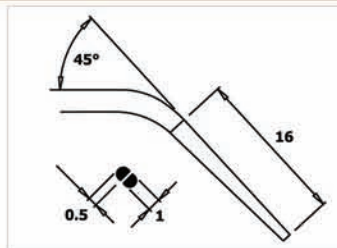
| Order code | ESD Order code | Hrc | Weight (gr) | Lenght (mm) |
|------------|----------------|-------|-------------|-------------|
| PN 5025/3 | PN 5025/3 D | 48-50 | 98 | 146 |

Pliers *bent nose pliers*

PN 2002 PM



PN2002 PM: Smooth, 45° angled long nose pliers with rounded external edges. Thanks to its shape, it gives a wide angle of vision of the work area. Steel thickness 2.0mm. ESD-safe handles version available.

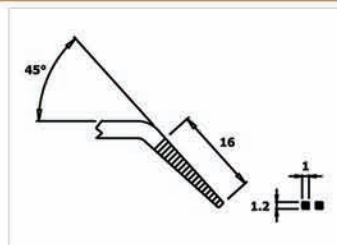


| Order code | ESD Order code | Hrc | Weight (gr) | Lenght (mm) |
|------------|----------------|-------|-------------|-------------|
| PN 2002 PM | PN 2002 PM D | 48-50 | 64 | 147 |

PNB 2005



PNB 2005: Serrated pointed long nose pliers bent at 45°. Thanks to its shape, it gives a wide angle of vision of the work area and suitable for the handling of components in difficult to reach areas. Steel thickness 3.0mm. ESD-safe handles version available.


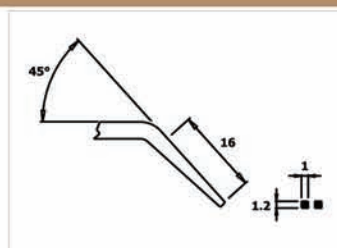


| Order code | ESD Order code | Hrc | Weight (gr) | Lenght (mm) |
|------------|----------------|-------|-------------|-------------|
| PNB 2005 | PNB 2005 D | 48-50 | 78 | 152 |

PNB 2006



PNB 2006: Smooth pointed long nose pliers bent at 45°. Thanks to its shape, it gives a wide angle of vision of the work area and suitable for the handling of components in difficult to reach areas. Steel thickness 3.0mm. ESD-safe handles version available.

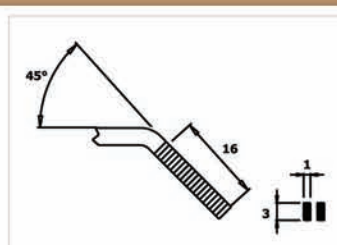


| Order code | ESD Order code | Hrc | Weight (gr) | Lenght (mm) |
|------------|----------------|-------|-------------|-------------|
| PNB 2006 | PNB 2006 D | 48-50 | 78 | 152 |

PNB 2007



PNB 2007: Serrated flat long nose pliers bent at 45°. Thanks to its shape, it gives a wide angle of vision of the work area and suitable for the handling of components in difficult to reach areas. Steel thickness 3.0mm. ESD-safe handles version available.



| Order code | ESD Order code | Hrc | Weight (gr) | Lenght (mm) |
|------------|----------------|-------|-------------|-------------|
| PNB 2007 | PNB 2007 D | 48-50 | 78 | 152 |



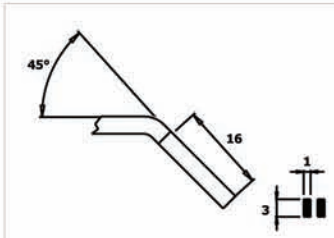
pliers



PNB 2008



PNB 2008: Smooth flat long nose pliers bent at 45°. Thanks to its shape, it gives a wide angle of vision of the work area and suitable for the handling of components in difficult to reach areas. Steel thickness 3.0mm. ESD-safe handles version available.

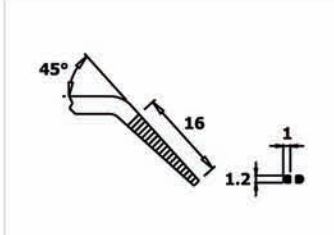


| Order code | ESD Order code | Hrc | Weight (gr) | Lenght (mm) |
|------------|----------------|-------|-------------|-------------|
| PNB 2008 | PNB 2008 D | 48-50 | 78 | 152 |

PNB 2015



PNB 2015: The PNB 2015 has a serrated, pointed and externally rounded nose, bent at 45°, suitable for the handling of components in difficult to reach areas. Steel thickness 3.0mm. ESD-safe handles version available.

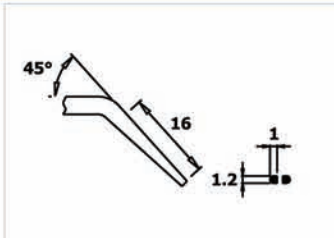


| Order code | ESD Order code | Hrc | Weight (gr) | Lenght (mm) |
|------------|----------------|-------|-------------|-------------|
| PNB 2015 | PNB 2015 D | 48-50 | 78 | 152 |

PNB 2016




PNB 2016: Smooth pointed, externally rounded nose pliers bent at 45°, suitable for the handling of components in difficult to reach areas. Steel thickness 3.0mm. ESD-safe handles version available.

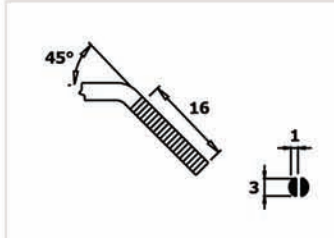


| Order code | ESD Order code | Hrc | Weight (gr) | Lenght (mm) |
|------------|----------------|-------|-------------|-------------|
| PNB 2016 | PNB 2016 D | 48-50 | 78 | 152 |

PNB 2017



PNB 2017: Serrated flat, externally rounded nose pliers bent at 45°, suitable for the handling of components in difficult to reach areas. Steel thickness 3.0mm. ESD-safe handles version available.

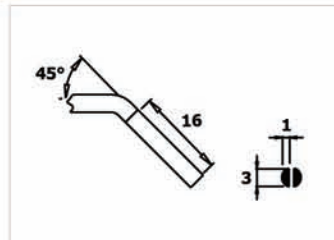


| Order code | ESD Order code | Hrc | Weight (gr) | Lenght (mm) |
|------------|----------------|-------|-------------|-------------|
| PNB 2017 | PNB 2017 D | 48-50 | 78 | 152 |

PNB 2018









PNB 2018: Smooth flat, externally rounded nose pliers bent at 45°, suitable for the handling of components in difficult to reach areas. Steel thickness 3.0mm. ESD-safe handles version available.







| Order code | ESD Order code | Hrc | Weight (gr) | Lenght (mm) |
|------------|----------------|-------|-------------|-------------|
| PNB 2018 | PNB 2018 D | 48-50 | 78 | 152 |



Special tools "C" shape forming pliers

| Order code | Tip | length (mm) | cutting force (kg) | copper wire Ø mm awg | | Notes |
|--------------------|---|-------------|--------------------|-------------------------|----|--|
| PNR 30D |  | 145 | 3 | 1.02 | 18 | C shape forming pliers. ESD safe handles. |
| PNG 5000D |  | 150 | 3 | 1.02 | 18 | C shape forming pliers. ESD safe handles. |
| PNR 5000D |  | 150 | 3 | 1.02 | 18 | cutting and C shape forming pliers. ESD safe handles. |
| PNR 5010D |  | 150 | 3 | 1.02 | 18 | it cuts & forms in a double opposite C shape the component wire in one step. ESD safe handles. |
| PTR 30 CD |  | 150 | 3 | 1.02 | 18 | C shape forming pliers which cuts the residual part at 3mm. ESD safe handles. |
| PTR 30 C/5D |  | 150 | 3 | 1.02 | 18 | C shape forming pliers which cuts the residual part at 4mm. ESD safe handles. |


"U" shape forming pliers

| Order code | Tip | length (mm) | cutting force (kg) | copper wire Ø mm awg | | Notes |
|------------------|---|-------------|--------------------|-------------------------|-------|---|
| PPR 5000D |  | 150 | 3 | 0.6-0.8 | 22-20 | U shape forming pliers. ESD safe handles. |
| PPR 5001D |  | 150 | 3 | 0.6-0.8 | 22-20 | U shape forming pliers. ESD safe handles. |
| PPR 5002D |  | 150 | 3 | 0.6-0.8 | 22-20 | U shape forming pliers. ESD safe handles. |
| PPR 5003D |  | 150 | 3 | 0.6-0.8 | 22-20 | U shape forming pliers. ESD safe handles. |












"90°" forming pliers

| Order code | Tip | length (mm) | cutting force (kg) | copper wire Ø mm awg | | Notes |
|--------------------|---|-------------|--------------------|-------------------------|----|---|
| PN 5040/90D |  | 158 | 3 | 1.30 | 16 | cutting and 90°shape forming pliers. ESD safe handles |
| PN 5040/7D |  | 158 | 3 | 1.30 | 16 | 90°shape forming pliers. ESD safe handles. |

"L" shape forming pliers

| Order code | Tip | length (mm) | cutting force (kg) | copper wire Ø mm awg | | Notes |
|------------------|---|-------------|--------------------|-------------------------|----|---|
| PTR 30 LD |  | 150 | 3 | 1.02 | 18 | cutting and L shape forming pliers. ESD safe handles. |

"TO" forming pliers

| Order code | Tip | length (mm) | cutting force (kg) | copper wire Ø mm awg | | Notes |
|--------------------|---|-------------|--------------------|-------------------------|----|---|
| PN 5050D |  | 155 | 3 | 1.30 | 16 | forming of the central lead of TO 220, 3.81mm pitch. ESD safe handles. |
| PN 5050/3D |  | 158 | 3 | 1.30 | 16 | forming of the central lead of TO247 & TO220, 5.08mm pitch. ESD safe handles. |
| PN 5050/14D |  | 158 | 3 | 1.30 | 16 | forming of the central lead of TO 220, 3.0mm pitch. ESD safe handles. |
| PN 5050/15D |  | 158 | 3 | 1.30 | 16 | forming of the central lead of TO 220, 2.54mm pitch. ESD safe handles. |
| PN 5050/04D |  | 158 | 3 | 1.30 | 16 | forming of side leads of TO 247 and TO220, 5.08mm pitch. ESD safe handles. |
| PN 5050/10D |  | 158 | 3 | 1.30 | 16 | forming of side leads of TO 220 and TO 247, 2.54mm pitch. ESD safe handles. |
| PN 5050/60D |  | 158 | 3 | 1.30 | 16 | forming of TO220 & TO247; side leads at 1.5 mm pitch and central lead at 3.5 mm pitch. ESD. |
| PN 5050/16D |  | 158 | 3 | 1.30 | 16 | forming of side leads of TO 247 and TO220, 3.81mm pitch. ESD safe handles. |
| PN 5050/19D |  | 158 | 3 | 1.30 | 16 | forming of 5 leads TO220; 1-3-5 leads at 4mm and 2-4 leads at 1.5mm. ESD safe handles. |
| PN 5050/38D |  | 158 | 3 | 1.30 | 16 | forming of 1-3-5 leads of TO220 at 3.0mm pitch (5 leads). ESD safe handles. |
| PN 5050/54D |  | 158 | 3 | 1.30 | 16 | forming of 1-3-5 leads of TO220 at 2.54mm pitch (5 leads). ESD safe handles. |





| | | | | | | |
|--------------------|--|-----|---|------|----|--|
| PN 5050/36D | | 158 | 3 | 1.30 | 16 | forming of 2-4 dei TO220 leads of TO220 at 3.0mm pitch (5 leads). ESD safe handles. |
| PN 5050/53D | | 158 | 3 | 1.30 | 16 | forming of 2-4 dei TO220 leads of TO220 at 2.54mm pitch (5 leads). ESD safe handles. |
| PN 5050/6D | | 155 | 3 | 1.30 | 16 | forming of TO 220 at 90° leaving longer of 2.54mm the central lead. ESD safe handles. |
| PN 5050/7D | | 155 | 3 | 1.30 | 16 | forming of TO 220 at 90° leaving longer of 2.54mm the side leads. ESD safe handles. |
| PN 5050/17D | | 158 | 3 | 1.30 | 16 | forming of TO 220 at 90° leaving longer the central lead by 3.81mm. ESD safe handles. |
| PN 5050/21D | | 155 | 3 | 1.30 | 16 | forming of TO 220 at 90° leaving the 1-3-5 leads shorter of 2.54mm than 2-4 leads (5 leads). ESD |
| PN 5050/37D | | 158 | 3 | 1.30 | 16 | forming of TO 220 at 90° leaving the 2-4 leads shorter of 2.54mm than 1-3-5 leads (5 leads). ESD |
| PN 5050/46D | | 158 | 3 | 1.30 | 16 | forming of TO 220 (5 leads) at 90° leaving the 2-4 leads shorter of 3.81mm than 1-3-5 leads. ESD |
| PN 5050/47D | | 158 | 3 | 1.30 | 16 | it forms TO 220 (7 leads) at 90°, leaves the 2-4-6 leads shorter of 2.54mm than 1-3-5 leads. ESD |
| PN 5050/49D | | 158 | 3 | 1.30 | 16 | forming of the central lead of TO 92 at 2.54mm pitch. ESD safe handles. |
| PN 5050/25D | | 158 | 3 | 1.30 | 16 | forming of the central lead of TO 92 at 1.27 mm pitch. ESD safe handles. |

form & cut of small ICS

| Order code | Tip | Lenght (mm) | cutting force (kg) | copper wire Ø mm awg | | notes |
|------------------|-----|-------------|--------------------|-------------------------|----|---|
| PNI 5000D | | 150 | 3 | 0.80 | 20 | cutting and forming pliers of small ICs. ESD safe handles. |
| PNI 5015D | | 155 | 5 | 0.64 | 22 | clean cut at adjustable height from the surface of a leads row. ESD safe handles. |

cut & press pliers

| Order code | Tip | Lenght (mm) | cutting force (kg) | copper wire Ø mm awg | | notes |
|---------------|-----|-------------|--------------------|-------------------------|----|---|
| TS 30D | | 138 | 9 | 1.02 | 18 | cut and press pliers. ESD safe handles. |

cut & bend pliers

| Order code | Tip | Lenght (mm) | cutting force (kg) | copper wire Ø mm awg | | notes |
|--------------------|-----|-------------|--------------------|-------------------------|----|---|
| TP 30D | | 138 | 3 | 1.02 | 18 | cut and bend pliers. ESD safe handles. |
| TP 5000/15D | | 147 | 3 | 1.02 | 18 | cut and bend of the component fixing it on the circuit board. ESD safe handles. |

pliers for segeer manipulation

| Order code | Tip | Lenght (mm) | notes | | |
|----------------|-----|-------------|---|--|--|
| P1 | | 155 | tool for the application of straight seegers | | |
| P2 | | 155 | tool for the application of straight seegers | | |
| PP1 | | 150 | tool for the application of seegers; 90° nosetool | | |
| PP2 | | 150 | for the application of seegers; 90° nose | | |
| PN 5030 | | 155 | tool for the manipulation of seegers | | |

pliers for contacts insertion

| Order code | Tip | Lenght (mm) | hrc | weight (gr) | notes |
|------------------|-----|-------------|-------|-------------|--|
| PPN 04 NB | | 170 | 46-48 | 115 | pliers for the insertion of contacts in multipolar connectors; dimensions 16-18-20 |
| PPN 05 NB | | 170 | 46-48 | 115 | pliers for the insertion of contacts in multipolar connectors; dimensions 12-16 |
| PPN 06 NB | | 170 | 46-48 | 115 | pliers for the insertion of contacts in multipolar connectors; dimensions 20-22-26 |



pliers for pins separation

| Order code | Tip | length (mm) | cutting force (kg) | Notes |
|------------|-----|-------------|--------------------|---------------------|
| PN 5050/5 | | 152 | 3 | pin separation tool |

rounded nose pliers with cutting tip

| Order code | Tip | length (mm) | cutting force (kg) | copper wire Ø mm awg | Notes |
|------------|-----|-------------|--------------------|-------------------------|------------------------------------|
| PN 5025 C | | 147 | 3 | 1.02 18 | round nose pliers with cutting tip |

pneumatic tools

| Order code | Tip | max cutting force (kg) | copper wire Ø mm awg | plastic wire (mm) | Notes |
|---------------------------|-----|------------------------|-------------------------|-------------------|--|
| TPP TP 6000 | | 50 | 1.02 18 | - | pneumatic cut and press tool |
| TPP TP 6000-15 | | 70 | 1.02 18 | - | pneumatic cut and bend tool |
| TPP TR 6000 | | 90 | 1.60 14 | - | pneumatic cutter; chamfered cut |
| TPP TR 6000 C | | 110 | 1.80 13 | - | strong pneumatic cutter; chamfered cut |
| TPP TR 6000 A | | 90 | 1.60 14 | - | pneumatic cutter with safety clip; chamfered cut |
| TPP TR 6000 R | | 90 | 1.60 14 | - | pneumatic cutter; flush cut |
| TPP TR 6000 PR | | 90 | 1.30 16 | - | pneumatic cutter; flush cut and pointed tip |
| TPP TM 6000 | | 190 | - - | 7 | pneumatic cutter; flush cut ideal for plastic wire |
| TPP TR 6000 V | | 80 | 1.30 16 | - | pneumatic cutter; 60° bent nose, front flush cut |
| TPP TR 6000 (10-13-15) | | 90 | 1.60 14 | - | pneumatic cutter; flush cut at different height |
| TPP TS 6000 | | 80 | 1.30 16 | - | pneumatic cut and press |
| Order code | Tip | max cutting force (kg) | copper wire Ø mm awg | iron wire (mm) | Notes |
| TPP TM 6000 R | | 190 | 2.60 10 | 2 | pneumatic cutter; flush cut |
| TPP TM 6000 S | | 190 | 2.60 10 | 2 | pneumatic cutter; chamfered cut |

pin strip cut pliers

| Order code | Notes |
|------------|---|
| STR 50 | Special tool for Pin Strip cut. Suitable for straight and angled Pin Strip. |

pins aligners

| Order code | Notes |
|------------|--|
| SAL 01 SP | pins aligner with press for integrated MOS and CMOS from 4 to 64 |
| SAL 01 NN | pins aligner without press for integrated MOS and CMOS from 4 to 64 pins |

torque spanners

| Order code | Notes |
|------------|---|
| CHD 08 01 | torque spanner for M8 nuts with torque setting of 1 Nm ±10% |

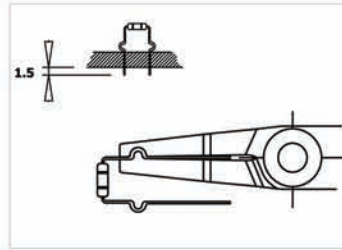
Special tools "C" shape forming pliers



PNR 30 D



PNR 30 D: Special forming tool that C shapes the component wire. Bent at 45°. Steel thickness 3mm. Tool length 145mm. ESD-safe handles.

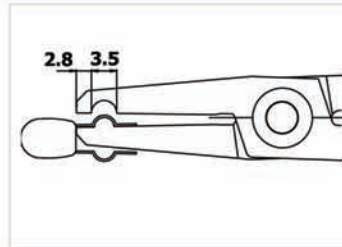


| Order code | Length (mm) | Cutting force (kg) | Copper wire (Ø mm) | Copper wire (awg) |
|------------|-------------|--------------------|--------------------|-------------------|
| PNR 30 D | 145 | 3 | 1.02 | 18 |

PNG 5000 D



PNG 5000 D: Special tool for the forming of components in a C shape. Its special radius enables components to be formed with no stress. Steel thickness 5mm. Tool length 150mm. ESD-safe handles

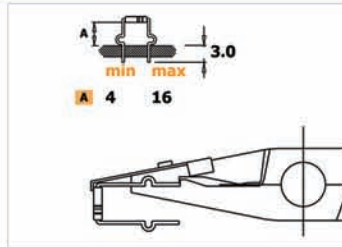


| Order code | Length (mm) | Cutting force (kg) | Copper wire (Ø mm) | Copper wire (awg) |
|------------|-------------|--------------------|--------------------|-------------------|
| PNG 5000 D | 150 | 3 | 1.02 | 18 |

PNR 5000 D



PNR 5000 D: A special tool that cuts and forms the component wire in one operation. Length setting is carried out by means of a sliding stop (A min 4 max 16). Steel thickness 5.0mm. Tool length 150mm. ESD-safe handles

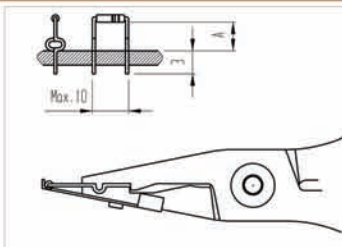


| Order code | Length (mm) | Cutting force (kg) | Copper wire (Ø mm) | Copper wire (awg) |
|------------|-------------|--------------------|--------------------|-------------------|
| PNR 5000 D | 150 | 3 | 1.02 | 18 |

PNR 5010 D



PNR 5010 D: Forming pliers that cuts and forms in a double opposite C shape the component wire in one operation. Length setting is carried out by means of a sliding stop (A min 4 max 16). Steel thickness 10mm. Tool length 150mm. ESD-safe handles

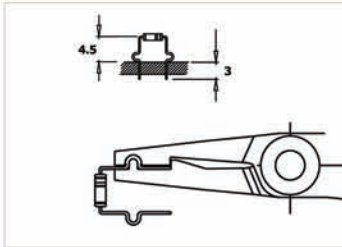


| Order code | Length (mm) | Cutting force (kg) | Copper wire (Ø mm) | Copper wire (awg) |
|------------|-------------|--------------------|--------------------|-------------------|
| PNR 5010 D | 150 | 3 | 1.02 | 18 |

PTR 30 C D



PTR 30 CD: Pliers which forms the component wire in a C shape and cuts off the residual part. Residual component lead's length 3mm. Steel thickness 3.0mm. Tool length 150mm. ESD-safe handles

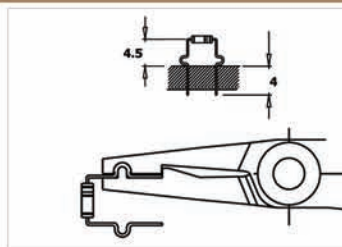


| Order code | Length (mm) | Cutting force (kg) | Copper wire (Ø mm) | Copper wire (awg) |
|------------|-------------|--------------------|--------------------|-------------------|
| PTR 30 CD | 150 | 3 | 1.02 | 18 |

PTR 30 C/5D



PTR 30 C/5D: Pliers which forms the component wire in a C shape and cuts off the residual part. Residual component lead's length 4mm. Steel thickness 3.0mm. Tool length 150mm. ESD-safe handles



| Order code | Length (mm) | Cutting force (kg) | Copper wire (Ø mm) | Copper wire (awg) |
|-------------|-------------|--------------------|--------------------|-------------------|
| PTR 30 C/5D | 150 | 3 | 1.02 | 18 |

Special tools "U" shape forming pliers



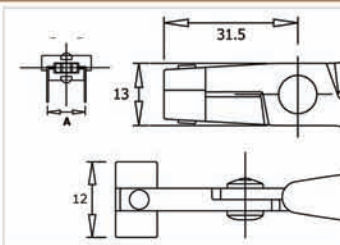
special tools

PPR 5000D



PPR 5000D: It forms the component wire in a U shape
A=7.62

ESD-safe handles.



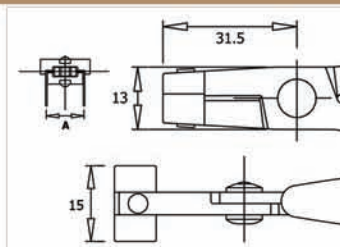
| Order code | Length (mm) | Cutting force (kg) | Copper wire (Ø mm) | Copper wire (awg) |
|------------|-------------|--------------------|--------------------|-------------------|
| PPR 5000D | 150 | 3 | 0.6-0.8 | 22-20 |

PPR 5001D



PPR 5001D: It forms the component wire in a U shape
A=10.16

ESD-safe handles.



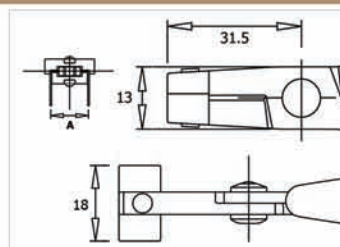
| Order code | Length (mm) | Cutting force (kg) | Copper wire (Ø mm) | Copper wire (awg) |
|------------|-------------|--------------------|--------------------|-------------------|
| PPR 5001D | 150 | 3 | 0.6-0.8 | 22-20 |

PPR 5002D



PPR 5002D: It forms the component wire in a U shape
A=12.70

ESD-safe handles.



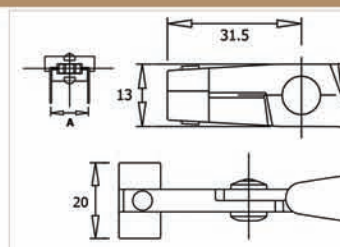
| Order code | Length (mm) | Cutting force (kg) | Copper wire (Ø mm) | Copper wire (awg) |
|------------|-------------|--------------------|--------------------|-------------------|
| PPR 5002D | 150 | 3 | 0.6-0.8 | 22-20 |

PPR 5003D



PPR 5003D: It forms the component wire in a U shape
A=15.24

ESD-safe handles.



| Order code | Length (mm) | Cutting force (kg) | Copper wire (Ø mm) | Copper wire (awg) |
|------------|-------------|--------------------|--------------------|-------------------|
| PPR 5003D | 150 | 3 | 0.6-0.8 | 22-20 |

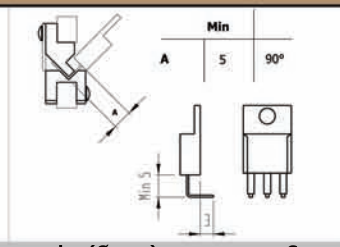
Special tools "90°" forming pliers

PN 5040/90D



PN 5040/90D: Special pliers which cuts and forms the component wire at 90° in one step. It is possible to adjust the length by means of a sliding stop. Steel thickness 5.0mm. Tool length 158mm.

ESD-safe handles.

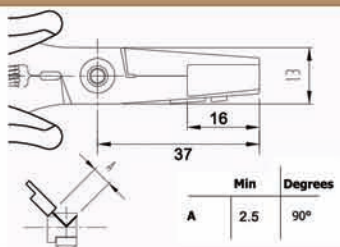


| Order code | Length (mm) | Cutting force (kg) | Copper wire (Ø mm) | Copper wire (awg) |
|-------------|-------------|--------------------|--------------------|-------------------|
| PN 5040/90D | 158 | 3 | 1.30 | 16 |

PN 5040/7D



PN 5040/7D: Special pliers which forms the component wire at 90°. With adjustable stop to adjust the forming distance (A). Max forming width 16mm to allow TO220 and TO247 forming components. This item combines both PN5040 and PN5040/5 articles. Steel thickness 5.0mm. Tool length 158mm. ESD-safe handles.



| Order code | Length (mm) | Cutting force (kg) | Copper wire (Ø mm) | Copper wire (awg) |
|------------|-------------|--------------------|--------------------|-------------------|
| PN 5040/7D | 158 | 3 | 1.30 | 16 |

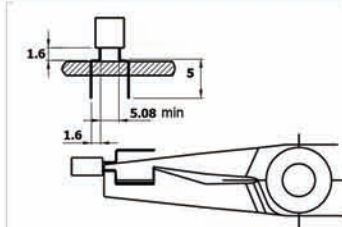


Special tools "L" shape forming pliers

PTR 30 LD



PTR 30 LD: Tool that forms the component wire in a L shape and cuts off the residual part. Steel thickness 3.0mm. Tool length 150 mm. ESD-safe handles



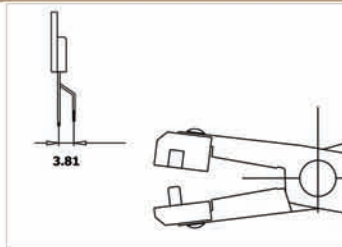
| Order code | Lenght (mm) | Cutting force (kg) | Copper wire (Ø mm) | Copper wire (awg) |
|------------|-------------|--------------------|--------------------|-------------------|
| PTR 30 LD | 150 | 3 | 1.02 | 18 |

Special tools "TO" forming pliers

PN 5050D



PN 5050D: Special tool for the forming of central lead of TO 220 with 3.81mm pitch. Steel thickness 5.0mm. Tool length 155mm. ESD-safe handles.

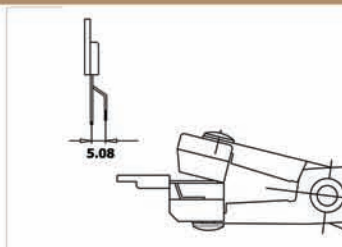


| Order code | Lenght (mm) | Cutting force (kg) | Copper wire (Ø mm) | Copper wire (awg) |
|------------|-------------|--------------------|--------------------|-------------------|
| PN 5050D | 155 | 3 | 1.30 | 16 |

PN 5050/3D



PN 5050/3D: Special tool for the forming of central lead of TO 247 and TO 220, 5.08mm pitch. Steel thickness 5.0mm. Tool length 158mm. ESD-safe handles.

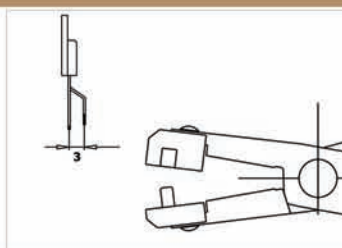


| Order code | Lenght (mm) | Cutting force (kg) | Copper wire (Ø mm) | Copper wire (awg) |
|------------|-------------|--------------------|--------------------|-------------------|
| PN 5050/3D | 158 | 3 | 1.30 | 16 |

PN 5050/14D



PN 5050/14D: Special tool for the forming of central lead of TO 220, 3.0 mm pitch. Steel thickness 5.0mm. Tool length 158mm. ESD-safe handles.

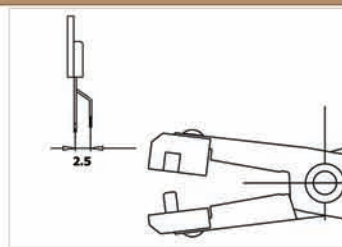


| Order code | Lenght (mm) | Cutting force (kg) | Copper wire (Ø mm) | Copper wire (awg) |
|-------------|-------------|--------------------|--------------------|-------------------|
| PN 5050/14D | 158 | 3 | 1.30 | 16 |

PN 5050/15D



PN 5050/15D: Special tool for the forming of central lead of TO 220, 2.54mm pitch. Steel thickness 5.0mm. Tool length 158mm. ESD-safe handles.



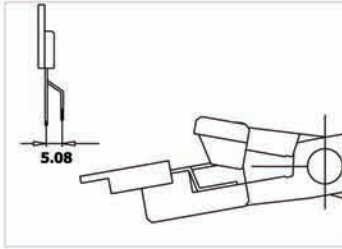
| Order code | Lenght (mm) | Cutting force (kg) | Copper wire (Ø mm) | Copper wire (awg) |
|-------------|-------------|--------------------|--------------------|-------------------|
| PN 5050/15D | 158 | 3 | 1.30 | 16 |



PN 5050/04D



PN 5050/04D: Special tool for the forming of side leads of TO 247 and of TO220, 5.08mm pitch. Steel thickness 5.0mm. Tool length 158mm. ESD-safe handles.

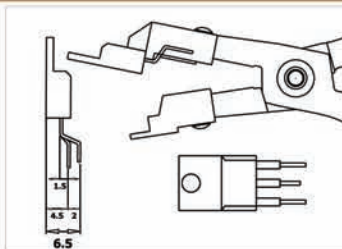


| Order code | Length (mm) | Cutting force (kg) | Copper wire (Ø mm) | Copper wire (awg) |
|-------------|-------------|--------------------|--------------------|-------------------|
| PN 5050/04D | 158 | 3 | 1.30 | 16 |

PN 5050/60D



PN 5050/60D: Special pliers designed to form the TO-220 and the TO-247 leads. It forms the side leads at 1.5mm pitch and the centre lead at 3.5mm. Steel thickness 5.0mm. Tool length 158mm. ESD-safe handles.

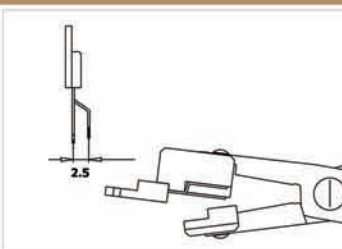


| Order code | Length (mm) | Cutting force (kg) | Copper wire (Ø mm) | Copper wire (awg) |
|-------------|-------------|--------------------|--------------------|-------------------|
| PN 5050/60D | 158 | 3 | 1.30 | 16 |

PN 5050/10D



PN 5050/10D: Special pliers designed to form the two TO220 and TO 247 side leads at 2.54mm pitch. Steel thickness 5.0mm. Tool length 158mm. ESD-safe handles.

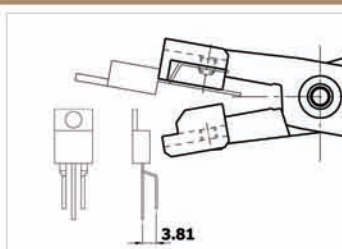


| Order code | Length (mm) | Cutting force (kg) | Copper wire (Ø mm) | Copper wire (awg) |
|-------------|-------------|--------------------|--------------------|-------------------|
| PN 5050/10D | 158 | 3 | 1.30 | 16 |

PN 5050/16D



PN 5050/16D: Special pliers designed to form the TO 247 and TO220 side leads at 3.81mm pitch. Steel thickness 5.0mm. Tool length 158mm. ESD-safe handles.

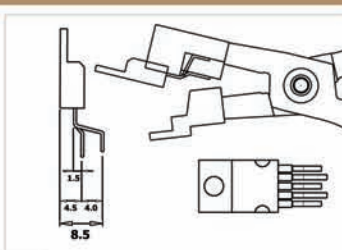


| Order code | Length (mm) | Cutting force (kg) | Copper wire (Ø mm) | Copper wire (awg) |
|-------------|-------------|--------------------|--------------------|-------------------|
| PN 5050/16D | 158 | 3 | 1.30 | 16 |

PN 5050/19D



PN 5050/19D: Special pliers designed to form the TO220 component leads (5 leads). It forms the 1-3-5 leads at 4mm pitch and the 2-4 leads at 1.5mm pitch. Steel thickness 5.0mm. Tool length 158mm. ESD-safe handles.

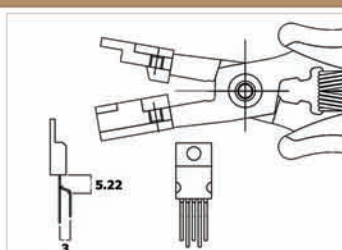


| Order code | Length (mm) | Cutting force (kg) | Copper wire (Ø mm) | Copper wire (awg) |
|-------------|-------------|--------------------|--------------------|-------------------|
| PN 5050/19D | 158 | 3 | 1.30 | 16 |

PN 5050/38D



PN 5050/38D: Special pliers designed to form the TO220 component leads (5 leads). It forms the 1-3-5 leads at 3mm pitch. Steel thickness 5.0mm. Tool length 158mm. ESD-safe handles.



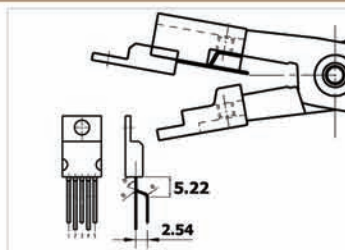
| Order code | Length (mm) | Cutting force (kg) | Copper wire (Ø mm) | Copper wire (awg) |
|-------------|-------------|--------------------|--------------------|-------------------|
| PN 5050/38D | 158 | 3 | 1.30 | 16 |



PN 5050/54D



PN 5050/54D: Special tool designed to form TO220 component (5 leads). It forms 1-3-5 leads at 2.54 mm pitch. Steel thickness 5.0mm. Tool length 158mm. ESD-safe handles.

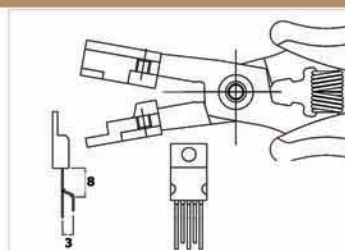


| Order code | Length (mm) | Cutting force (kg) | Copper wire (Ø mm) | Copper wire (awg) |
|-------------|-------------|--------------------|--------------------|-------------------|
| PN 5050/54D | 158 | 3 | 1.30 | 16 |

PN 5050/36D



PN 5050/36D: Special tool designed to form TO220 component (5 leads). It forms 2-4 leads at 3 mm pitch. Steel thickness 5.0mm. Tool length 158mm. ESD-safe handles.

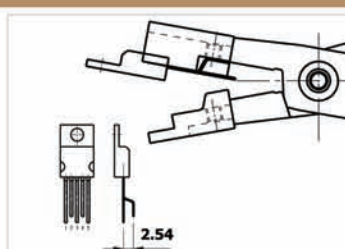


| Order code | Length (mm) | Cutting force (kg) | Copper wire (Ø mm) | Copper wire (awg) |
|-------------|-------------|--------------------|--------------------|-------------------|
| PN 5050/36D | 158 | 3 | 1.30 | 16 |

PN 5050/53D



PN 5050/53D: Special tool designed to form TO220 component (5 leads). It forms 2-4 leads at 2.54 mm pitch. Steel thickness 5.0mm. Tool length 158mm. ESD-safe handles.

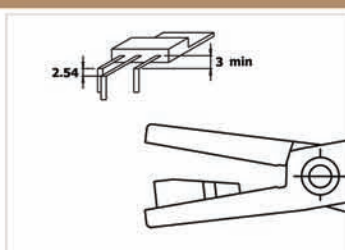


| Order code | Length (mm) | Cutting force (kg) | Copper wire (Ø mm) | Copper wire (awg) |
|-------------|-------------|--------------------|--------------------|-------------------|
| PN 5050/53D | 158 | 3 | 1.30 | 16 |

PN 5050/6D



PN 5050/6D: Special pliers that enables TO220 component leads to be bent at a 90° angle in a single operation, in such a way that the central lead will be 2.54mm longer than the side leads. It is possible to adjust the distance by a sliding foil (min. 3mm). Steel thickness 5.0mm. Tool length 155mm. ESD-safe handles.

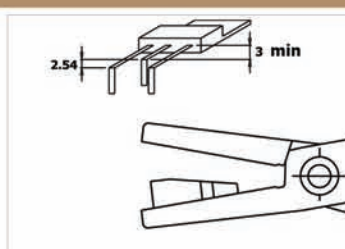


| Order code | Length (mm) | Cutting force (kg) | Copper wire (Ø mm) | Copper wire (awg) |
|------------|-------------|--------------------|--------------------|-------------------|
| PN 5050/6D | 155 | 3 | 1.30 | 16 |

PN 5050/7D



PN 5050/7D: Special pliers that enables TO220 component leads to be bent at a 90° angle in a single operation, in such a way that the central lead will be 2.54mm shorter than the side leads. It is possible to adjust the distance by a sliding foil (min 3 mm). Steel thickness 5.0mm. Tool length 155mm. ESD-safe handles.

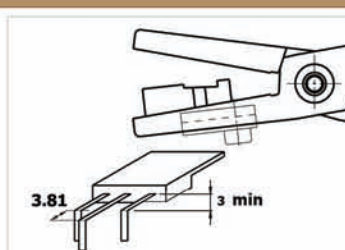


| Order code | Length (mm) | Cutting force (kg) | Copper wire (Ø mm) | Copper wire (awg) |
|------------|-------------|--------------------|--------------------|-------------------|
| PN 5050/7D | 155 | 3 | 1.30 | 16 |

PN 5050/17D



PN 5050/17D: Special pliers that enables TO220 component leads to be bent at a 90° angle in a single operation, in such a way that the central lead will be 3.81mm longer than the side leads. It is possible to adjust the distance by a sliding foil (min. 3mm). Steel thickness 5.5mm. Tool length 158mm. ESD-safe handles.



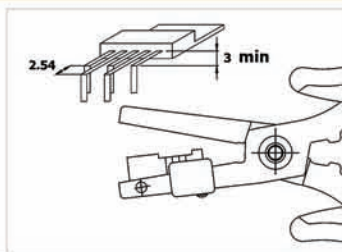
| Order code | Length (mm) | Cutting force (kg) | Copper wire (Ø mm) | Copper wire (awg) |
|-------------|-------------|--------------------|--------------------|-------------------|
| PN 5050/17D | 158 | 3 | 1.30 | 16 |



PN 5050/21D



PN 5050/21D: Special pliers that enables TO220 component leads (5 leads) to be bent at a 90°angle in a single operation, in such a way that 1-3-5 leads will be 2.54mm shorter than 2-4 leads. It is possible to adjust the distance by a sliding foil (min. 3mm). Steel thickness 5.0mm. Tool length 155mm. ESD-safe handles.

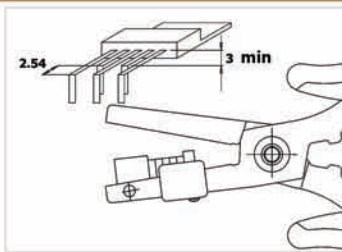


| Order code | Lenght (mm) | Cutting force (kg) | Copper wire (Ø mm) | Copper wire (awg) |
|-------------|-------------|--------------------|--------------------|-------------------|
| PN 5050/21D | 155 | 3 | 1.30 | 16 |

PN 5050/37D



PN 5050/37D: Special tool that enables TO220 component leads (5 leads) to be bent at a 90°angle in a single operation, in such a way that 2-4 leads will be 2.54 mm shorter than 1-3-5 leads. It is possible to adjust the distance by a sliding foil (min. 3mm). Steel thickness 5.0mm. Tool length 158mm. ESD-safe handles.

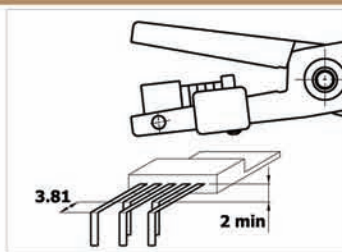


| Order code | Lenght (mm) | Cutting force (kg) | Copper wire (Ø mm) | Copper wire (awg) |
|-------------|-------------|--------------------|--------------------|-------------------|
| PN 5050/37D | 158 | 3 | 1.30 | 16 |

PN 5050/46D



PN 5050/46: Special tool that enables TO220 component leads (5 leads) to be bent at a 90°angle in a single operation, in such a way that 2-4 leads will be 3.81 mm shorter than 1-3-5 leads. It is possible to adjust the distance by a sliding foil (min. 3mm). Steel thickness 5.5mm. Tool length 158mm. ESD-safe handles.

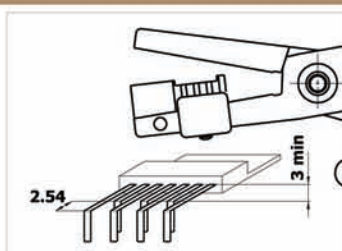


| Order code | Lenght (mm) | Cutting force (kg) | Copper wire (Ø mm) | Copper wire (awg) |
|-------------|-------------|--------------------|--------------------|-------------------|
| PN 5050/46D | 158 | 3 | 1.30 | 16 |

PN 5050/47D



PN 5050/47D: Special tool that enables TO220 component leads (7 leads) to be bent at a 90°angle in a single operation, in such a way that 2-4- 6 leads will be 2.54 mm shorter than 1-3-5-7. It is possible to adjust the distance by a sliding foil (min. 3mm). Steel thickness 5.0mm. Tool length 158mm. ESD-safe handles.

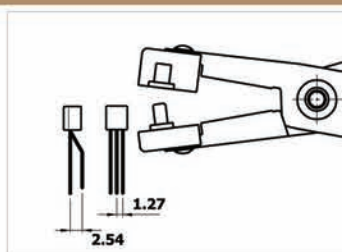


| Order code | Lenght (mm) | Cutting force (kg) | Copper wire (Ø mm) | Copper wire (awg) |
|-------------|-------------|--------------------|--------------------|-------------------|
| PN 5050/47D | 158 | 3 | 1.30 | 16 |

PN 5050/49D



PN 5050/49D: Special pliers designed to form the central lead of TO 92 with 2.54mm pitch. Steel thickness 5.0mm. Tool length 158mm. ESD-safe handles.

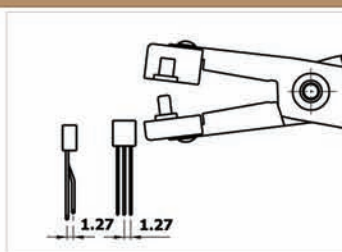


| Order code | Lenght (mm) | Cutting force (kg) | Copper wire (Ø mm) | Copper wire (awg) |
|-------------|-------------|--------------------|--------------------|-------------------|
| PN 5050/49D | 158 | 3 | 1.30 | 16 |

PN 5050/25D



PN 5050/25D: Special pliers designed to form the central lead of TO 92 with 1.27mm pitch. Steel thickness 5.0mm. Tool length 158mm. ESD-safe handles.



| Order code | Lenght (mm) | Cutting force (kg) | Copper wire (Ø mm) | Copper wire (awg) |
|-------------|-------------|--------------------|--------------------|-------------------|
| PN 5050/25D | 158 | 3 | 1.30 | 16 |

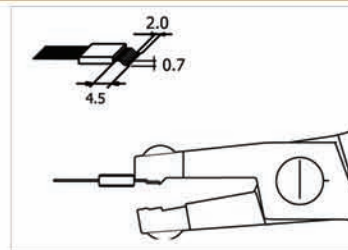


Special tools *cut of small ICs pliers*

PNI 5000D



PNI 5000D: Special pliers which forms and cuts the IC pins in one operation.
Steel thickness 5mm. Tool length 150mm.
ESD-safe handles.

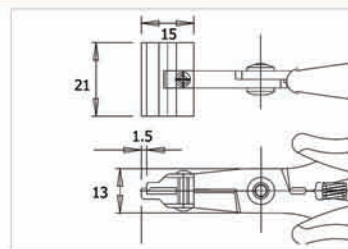


| Order code | Lenght (mm) | Cutting force (kg) | Copper wire (Ø mm) | Copper wire (awg) |
|------------|-------------|--------------------|--------------------|-------------------|
| PNI 5000D | 150 | 3 | 0.80 | 20 |

PNI 5015D



PNI 5015D: Special tool for a clean and flush cut at adjustable height from the surface of a pins line. It is possible to adjust the distance by a sliding foil (min. 1,5-max.10 mm).
Steel thickness 5mm. Tool length 155mm.
ESD-safe handles.



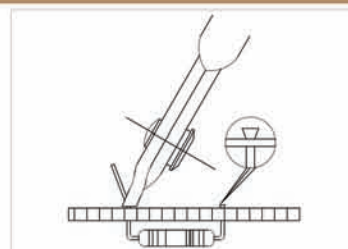
| Order code | Lenght (mm) | Cutting force (kg) | Copper wire (Ø mm) | Copper wire (awg) |
|------------|-------------|--------------------|--------------------|-------------------|
| PNI 5015D | 155 | 5 | 0.64 | 22 |

Special tools *cut & press pliers*

TS 30D



TS 30D: A special tool that cuts and presses the component wire against the PCB in one operation.
Steel thickness 3mm. Tool length 138mm.
ESD-safe handles.



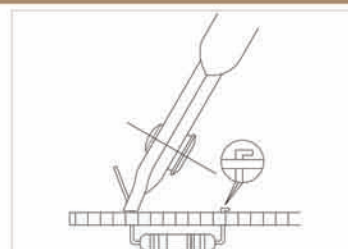
| Order code | Lenght (mm) | Cutting force (kg) | Copper wire (Ø mm) | Copper wire (awg) |
|------------|-------------|--------------------|--------------------|-------------------|
| TS 30D | 138 | 9 | 1.02 | 18 |

Special tools *cut & bend pliers*

TP 30D



TP 30D: A special tool that cuts and bends the component wire against the PCB in one operation.
Steel thickness 3mm. Tool length 138mm.
ESD-safe handles.

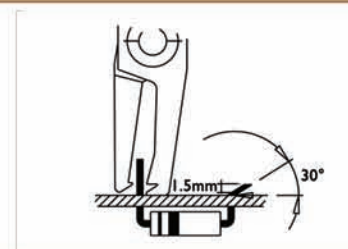


| Order code | Lenght (mm) | Cutting force (kg) | Copper wire (Ø mm) | Copper wire (awg) |
|------------|-------------|--------------------|--------------------|-------------------|
| TP 30D | 138 | 3 | 1.02 | 18 |

TP 5000/15D



TP 5000/15D: Special tool for end cutting, ideal when needed to access in dense areas of PCBs. It cuts and bends the component lead in one operation, fixing it to the circuit board.
Steel thickness 5mm. Tool length 147mm.
ESD-safe handles.



| Order code | Lenght (mm) | Cutting force (kg) | Copper wire (Ø mm) | Copper wire (awg) |
|-------------|-------------|--------------------|--------------------|-------------------|
| TP 5000/15D | 147 | 3 | 1.02 | 18 |

Special tools *pliers for seeger manipulation*

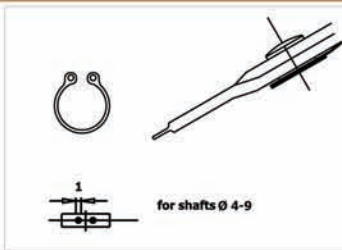


special tools

P1



P1: Seeger ring pliers to fit and remove circlips and seeger rings from shafts. For shaft \varnothing 4-9. Steel thickness 2.5mm. Tool length 155mm. ESD-safe handles version available

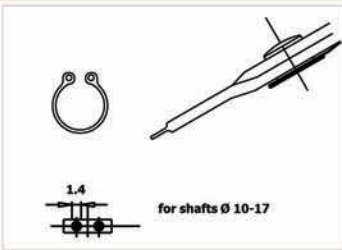


| Order code | ESD Order code | Lenght (mm) | For shafts (\varnothing mm) | Tip diameter (\varnothing mm) |
|------------|----------------|-------------|--------------------------------|----------------------------------|
| P1 | P1 D | 155 | 4-9 | 1.0 |

P2



P2: Seeger ring pliers to fit and remove circlips and seeger rings from shafts. For shaft \varnothing 10-17. Steel thickness 2.5mm. Tool length 155mm. ESD-safe handles version available

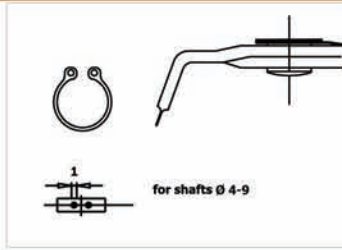


| Order code | ESD Order code | Lenght (mm) | For shafts (\varnothing mm) | Tip diameter (\varnothing mm) |
|------------|----------------|-------------|--------------------------------|----------------------------------|
| P2 | P2 D | 155 | 10-17 | 1.4 |

PP1



PP1: Seeger ring pliers to fit and remove circlips and seeger rings from shafts. 90° angled nose. For shaft \varnothing 4-9. Steel thickness 2.5mm. Tool length 150mm. ESD-safe handles version available

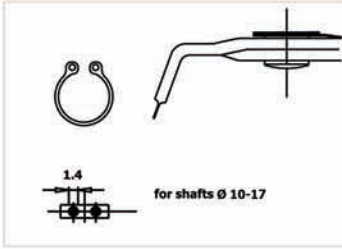


| Order code | ESD Order code | Lenght (mm) | For shafts (\varnothing mm) | Tip diameter (\varnothing mm) |
|------------|----------------|-------------|--------------------------------|----------------------------------|
| PP1 | PP1 D | 150 | 4-9 | 1.0 |

PP2



PP2: Seeger ring pliers to fit and remove circlips and seeger rings from shafts. 90° angled nose. For shaft \varnothing 10-17. Steel thickness 2.5mm. Tool length 150mm. ESD-safe handles version available

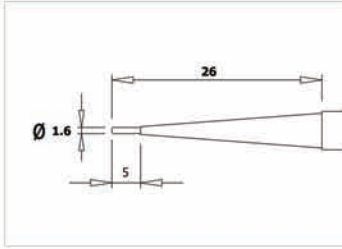


| Order code | ESD Order code | Lenght (mm) | For shafts (\varnothing mm) | Tip diameter (\varnothing mm) |
|------------|----------------|-------------|--------------------------------|----------------------------------|
| PP2 | PP2 D | 150 | 10-17 | 1.4 |

PN 5030



PN 5030: Pliers for the removal or insertion of internal seeger rings. For shafts \varnothing 14-30mm. Steel thickness 5mm. Tool length 155mm. ESD-safe handles version available



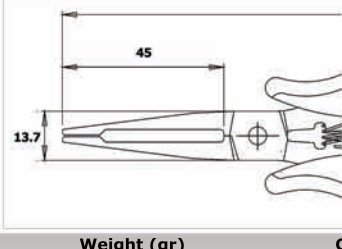
| Order code | ESD Order code | Lenght (mm) | For shafts (\varnothing mm) | Tip diameter (\varnothing mm) |
|------------|----------------|-------------|--------------------------------|----------------------------------|
| PN 5030 | PN 5030 D | 155 | 14-30 | 1.6 |

Special tools *pliers for contact insertion*

PPN 04 NB



PPN 04 NB: Special tool for the insertion of contacts into multi-polar connectors. The ergonomic grip is curved on the bottom to make easier the insertion push. Contact dimension: 16-18-20. Tool length 170mm. ESD-safe handles version available

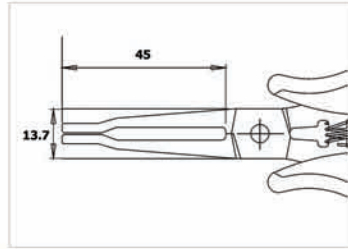


| Order code | ESD Order code | Lenght (mm) | Weight (gr) | Contacts dimensions (\varnothing mm) |
|------------|----------------|-------------|-------------|---|
| PPN 04 NB | PPN 04 NB D | 170 | 115 | 16-18-20 |

PPN 05 NB



PPN 05 NB: Special tool for the insertion of contacts into multi-polar connectors. The ergonomic grip is curved on the bottom to make easier the insertion push.
Contact dimension: 12-16
Tool length 170mm
ESD-safe handles version available

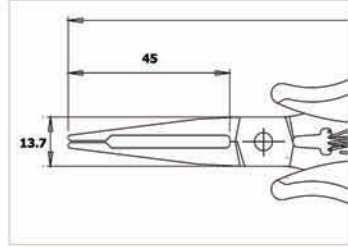


| Order code | ESD Order code | Lenght (mm) | Weight (gr) | Contacts dimensions (Ø mm) |
|------------|----------------|-------------|-------------|----------------------------|
| PPN 05 NB | PPN 05 NB D | 170 | 115 | 12-16 |

PPN 06 NB



PPN 06 NB: Special tool for the insertion of contacts into multi-polar connectors. The ergonomic grip is curved on the bottom to make easier the insertion push.
Contact dimension: 20-22-26
Tool length 170mm
ESD-safe handles version available



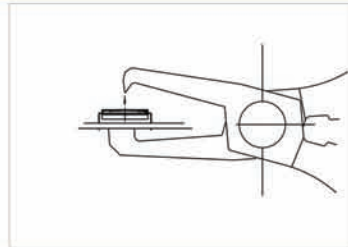
| Order code | ESD Order code | Lenght (mm) | Weight (gr) | Contacts dimensions (Ø mm) |
|------------|----------------|-------------|-------------|----------------------------|
| PPN 06 NB | PPN 06 NB D | 170 | 115 | 20-22-26 |

Special tools *pliers for pins separation*

PN 5050/5



PN 5050/5: Special tool for the separation of pins (Jumper) in DIP (Dual In Line package).
Steel thickness 5mm. Tool length 152mm
ESD-safe handles version available



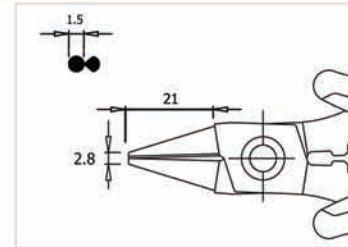
| Order code | ESD Order code | Lenght (mm) | Weight (gr) | Cutting force (kg) |
|------------|----------------|-------------|-------------|--------------------|
| PN 5050/5 | PN 5050/5 D | 152 | 100 | 3 |

Special tools *rounded nose pliers with cutting tip*

PN 5025 C



PN 5025 C: Pliers with rounded nose and cutting tip. Used for the electronics but also ideal for making rosaries (with the same pliers it is possible to make loops and bends and to cut wire). Great for chain assembly.
Induction treatment on tips. Steel thickness 5mm.
ESD-safe handles version available



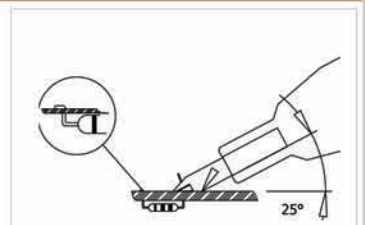
| Order code | ESD Order code | Lenght (mm) | Cutting force (kg) | Copper wire (Ø mm) | Copper wire (awg) |
|------------|----------------|-------------|--------------------|--------------------|-------------------|
| PN 5025 C | PN 5025 C D | 147 | 3 | 1.02 | 18 |

Special tools *pneumatic tools*

TPP TP 6000



TPP TP 6000: Pneumatic cutting and bending tool which blocks the component to the PCB.
Different blades available on request.



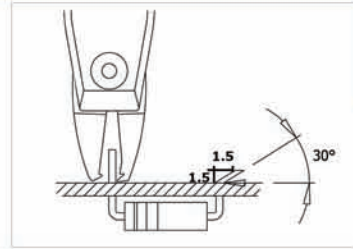
| Order code | Cutting force (kg) | Copper wire (Ø mm) | Copper wire (awg) | Plastic wire (mm) |
|-------------|--------------------|--------------------|-------------------|-------------------|
| TPP TP 6000 | 50 | 1.02 | 18 | - |



TPP TP 6000-15



TPP TP 6000-15: Pneumatic cutting and bending tool which blocks the component to the PCB. Similar to TPP-TP-6000 but with a different head shape, ideal for working in difficult to reach areas. Different blades available on request

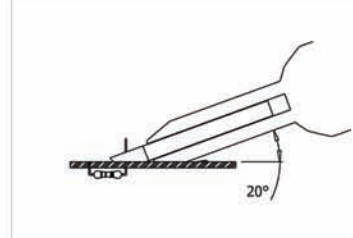


| Order code | Cutting force (kg) | Copper wire (Ø mm) | Copper wire (awg) | Plastic wire (mm) |
|----------------|--------------------|--------------------|-------------------|-------------------|
| TPP TP 6000-15 | 70 | 1.02 | 18 | - |

TPP TR 6000



TPP TR 6000: Pneumatic chamfered cutting tool. Different blades available on request.

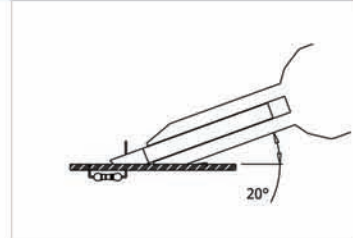


| Order code | Cutting force (kg) | Copper wire (Ø mm) | Copper wire (awg) | Plastic wire (mm) |
|-------------|--------------------|--------------------|-------------------|-------------------|
| TPP TR 6000 | 90 | 1.60 | 14 | - |

TPP TR 6000 C



TPP TR 6000 C: Pneumatic chamfered cutting tool. Short and strong blades. Different blades available on request.



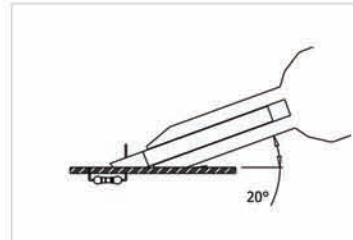
| Order code | Cutting force (kg) | Copper wire (Ø mm) | Copper wire (awg) | Plastic wire (mm) |
|---------------|--------------------|--------------------|-------------------|-------------------|
| TPP TR 6000 C | 110 | 1.80 | 13 | - |

TPP TR 6000 A



TPP TR 6000 A: Pneumatic chamfered cutting tool. Safety clip included. Different blades available on request.

ESD-safe handles version available

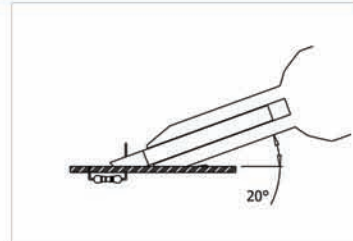


| Order code | Cutting force (kg) | Copper wire (Ø mm) | Copper wire (awg) | Plastic wire (mm) |
|---------------|--------------------|--------------------|-------------------|-------------------|
| TPP TR 6000 A | 90 | 1.60 | 14 | - |

TPP TR 6000 R



TPP TR 6000 R: Pneumatic flush cutting tool. Different blades available on request.

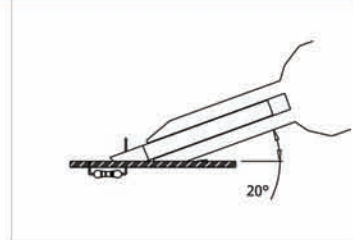


| Order code | Cutting force (kg) | Copper wire (Ø mm) | Copper wire (awg) | Plastic wire (mm) |
|---------------|--------------------|--------------------|-------------------|-------------------|
| TPP TR 6000 R | 90 | 1.60 | 14 | - |

TPP TR 6000 PR



TPP TR 6000 PR: Pneumatic flush cutting tool with pointed tips. Different blades available on request.



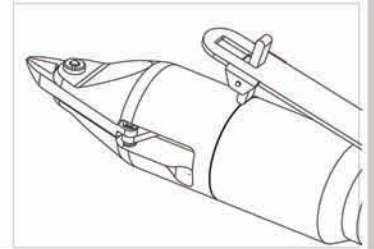
| Order code | Cutting force (kg) | Copper wire (Ø mm) | Copper wire (awg) | Plastic wire (mm) |
|----------------|--------------------|--------------------|-------------------|-------------------|
| TPP TR 6000 PR | 90 | 1.30 | 16 | - |



TPP TM 6000



TPP TM 6000: pneumatic cutter; flush cut ideal for plastic wire
Different blades available on request.

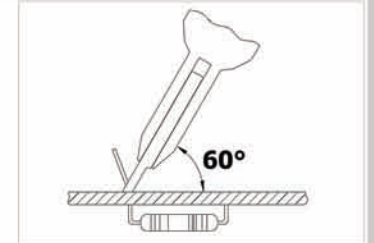


| Order code | Cutting force (kg) | Copper wire (Ø mm) | Copper wire (awg) | Plastic wire (mm) |
|-------------|--------------------|--------------------|-------------------|-------------------|
| TPP TM 6000 | 190 | - | - | 7 |

TPP TR 6000 V



TPP TR 6000 V: Pneumatic tool. Flush front cut 60° angled. It allows to work in difficult to reach areas
Different blades available on request.

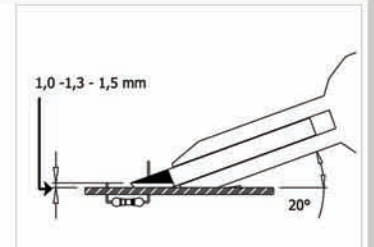


| Order code | Cutting force (kg) | Copper wire (Ø mm) | Copper wire (awg) | Plastic wire (mm) |
|---------------|--------------------|--------------------|-------------------|-------------------|
| TPP TR 6000 V | 80 | 1.30 | 16 | - |

TPP TR 6000 (10-13-15)



TPP TR 6000 (10-13-15): Pneumatic flush cutting tool at different height from the surface.
available blades:
TPP TR 6000 10: 1.0mm height from the surface.
TPP TR 6000 13: 1.3mm height from the surface.
TPP TR 6000 15: 1.5mm height from the surface.

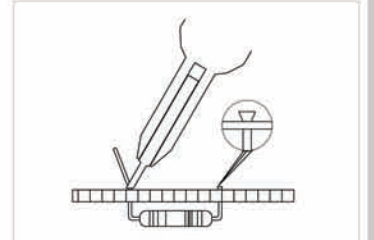


| Order code | Cutting force (kg) | Copper wire (Ø mm) | Copper wire (awg) | Plastic wire (mm) |
|------------------------|--------------------|--------------------|-------------------|-------------------|
| TPP TR 6000 (10-13-15) | 90 | 1.60 | 14 | - |

TPP TS 6000



TPP TS 6000: Cut and press pneumatic tool which blocks the component on the circuit board.
Different blades available on request.

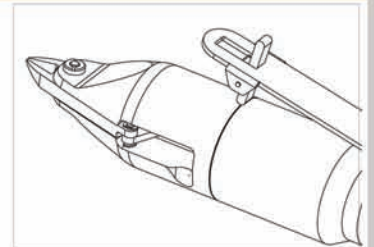


| Order code | Cutting force (kg) | Copper wire (Ø mm) | Copper wire (awg) | Plastic wire (mm) |
|-------------|--------------------|--------------------|-------------------|-------------------|
| TPP TS 6000 | 80 | 1.30 | 16 | - |

TPP TM 6000 R



TPP TM 6000 R: Pneumatic strong flush cutting tool with safety lever.
Different blades available on request

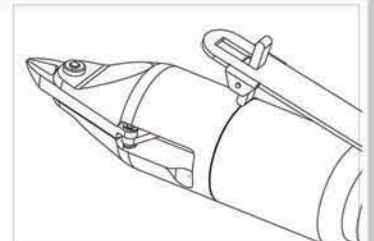


| Order code | Cutting force (kg) | Copper wire (Ø mm) | Copper wire (awg) | Iron wire (mm) |
|---------------|--------------------|--------------------|-------------------|----------------|
| TPP TM 6000 R | 190 | 2.60 | 10 | 2 |

TPP TM 6000 S



TPP TM 6000 S: Pneumatic strong chamfered cutting tool with safety lever.
Different blades available on request.



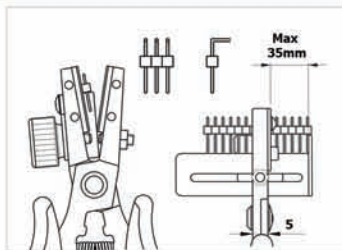
| Order code | Cutting force (kg) | Copper wire (Ø mm) | Copper wire (awg) | Iron wire (mm) |
|---------------|--------------------|--------------------|-------------------|----------------|
| TPP TM 6000 S | 190 | 2.60 | 10 | 2 |

Special tools *pin strip cut pliers*

STR 50



STR 50: Special tool designed to cut both straight and angled PIN STRIP. The adjustable blade allows to set different strip pitch (min. 3 mm - max. 35 mm). Cutting blade for angled pin strip included. It is possible to customize the adjustable blade's length. Steel thickness 5mm. ESD-safe handles version available



special tools

| Order code | ESD Order code | Length (mm) | Cutting force (kg) | Weight (gr) | Pitch adjustment (mm) |
|------------|----------------|-------------|--------------------|-------------|-----------------------|
| STR 50 | STR 50 D | 150 | 6 | 100 | min 3 - max 35 |

STR 50 K



STR 50 K: Kit for STR 50. The STR50 if requested can be supplied together with a special kit useful for the general replacement of all parts subject at wear.

Notes:
Inside the kit: Adjustable blade; Fixed blade; Knob; Cutting blade; Fixing screw; Screwdriver; Plastic tool for blade adjustment;



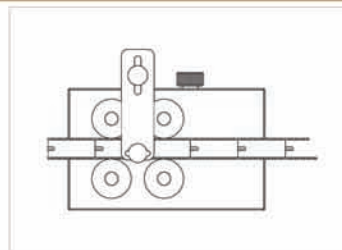
Special tools *pins aligners*

SAL 01 SP



SAL 01 SP: Pins aligner with press for integrated MOS and CMOS from 4 to 64 pins

pins width (0.3" a 0.6") - (7,6 - 15,2 mm)

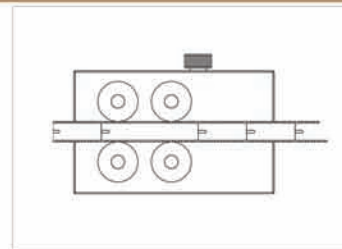


SAL 01 NN



SAL 01 NN: Pins aligner without press for integrated MOS and CMOS from 4 to 64 pins

pins width (0.3" a 0.6") - (7,6 - 15,2 mm)



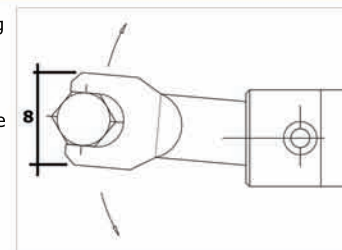
Special tools *torque spanner*

CHD 08 01



CHD 08 01: Torque spanner for hexagonal nuts with torque setting of 1 Nm $\pm 10\%$.

Different tightening torques to those shown in the catalogue can be supplied.





shears

Shears shears

| Order code | Tip | (Ø mm) | (awg) | Length (mm) | Esd code | Notes |
|------------|-----|--------|-------|-------------|------------|--------|
| CS 30 | | 1.30 | 16 | 144 | CS 30 D | shears |
| CS 30 L | | 1.30 | 16 | 152 | CS 30 L D | shears |
| CSO 30 | | 1.63 | 14 | 148 | CSO 30 D | shears |
| CSP 30/5 | | 1.63 | 14 | 165 | CSP 30/5 D | shears |

wire strippers

| Order code | Tip | (Ø mm) | (awg) | Length (mm) | Esd code | Notes |
|------------|-----|--------------|-------------|-------------|----------|-------------------------------------|
| SF 30 | | 0.20÷0.64 | 32-22 | 141 | SF 30 D | adjustable wire stripper fixed wire |
| SFF 30 | | 0.32÷0.51 | 28-24 | 141 | SFF 30 D | stripper |
| PST 0.5 | | 0.5 | 24 | 125 | - | pulling action wire stripper |
| PST 0.6 | | 0.6 | 22 | 125 | - | pulling action wire stripper |
| PST 0.8 | | 0.8 | 20 | 125 | - | pulling action wire stripper |
| PST 1.0 | | 1.0 | 18 | 125 | - | pulling action wire stripper |
| SF 40/1 | | 0.25÷1.0 | 30-18 | 50X55 | - | flat wire stripper |
| SF 40/2 | | 1.3÷1.8 | 16-13 | 50X55 | - | flat wire stripper |
| PCC1 | | - | - | 115 | - | wire stripper for co-axial cables |
| PS 4÷10 | | 4÷10/0.8÷2.6 | 6÷000/20÷10 | 115 | - | wire stripper |
| PRF 0 | | 0.8÷2.6 | 20÷10 | 115 | - | wire scraper pliers |

multi-use shears

| Order code | Tip | (Ø mm) | (awg) | Length (mm) | Esd code | Notes |
|------------|-----|------------|-------|-------------|------------|----------------------------------|
| CS 30 X | | 1.63 | 14 | 150 | CS 30 X D | shears and pliers |
| CS 30 XZ | | 1.63 | 14 | 150 | CS 30 XZ D | shears for soldering iron tips |
| CSF 30 | | s0.4÷c1.3* | 26-16 | 144 | CSF 30 D | shears and wire stripper |
| CSF 30 S | | 0.4÷1.0 | 26-18 | 144 | CSF 30 S D | shears /adjustable wire stripper |
| CSP 30/1 | | 0.25÷0.81 | 30-20 | 165 | CSP 30/1 D | shears, wire stripper and pliers |
| CSP 30/2 | | 0.81÷2.59 | 20-10 | 165 | CSP 30/2 D | shears, wire stripper and pliers |
| CSP 30/3 | | 10 | 000 | 165 | CSP 30/3 D | cable cutter pliers |
| CSP 30/7 | | 0.4÷1.3 | 26-16 | 165 | CSP 30/7 D | shears, wire stripper and pliers |
| CSP 30/9 | | 0.64 | 22 | 165 | CSP 30/9 D | shears, wire stripper and pliers |

shears for rubber seals *w :wire diameter for wire stripper function; s* wire diameter for shears function

| Order code | Tip | (Ø mm) | (awg) | Length (mm) | Esd code | Notes |
|------------|-----|--------|-------|-------------|------------|-----------------------------------|
| CSP 30/8 | | - | - | 178 | CSP 30/8 D | straight /45° rubber seals cutter |
| CSP 30 G | | - | - | 155 | CSP 30 G D | rubber seals cutter |



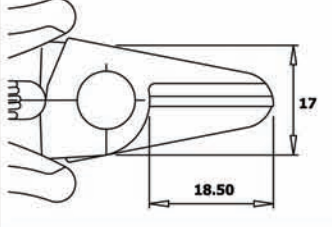

| | | | | | | |
|------------------|---|---|---|-----|--------------------|---------------------|
| CSP 30 GL |  | - | - | 165 | CSP 30 GL D | rubber seals cutter |
| CSP 30 GR |  | - | - | 155 | CSP 30 GR D | rubber seals cutter |



shears



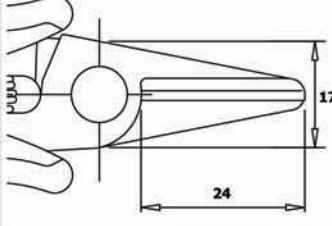

Shears *shears*

CS 30

| | | | | |
|--|---|--|--|---|
|  |  | CS 30: Easy to handle shears, designed for use in electronics but also used for the most desperate tasks. ESD-safe handles version available. |  |  |
|--|---|--|--|---|



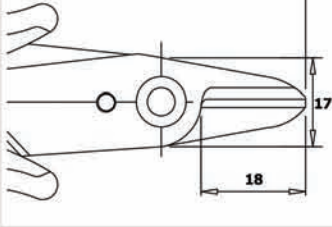

| Order code | ESD Order code | Ø mm | awg | Weight (gr) | Lenght (mm) |
|--------------|----------------|-------------|-----------|-------------|-------------|
| CS 30 | CS 30 D | 1.30 | 16 | 80 | 144 |

CS 30 L

| | | | | |
|--|---|---|--|---|
|  |  | CS 30 L: Easy to handle shears, designed for use in electronics but also used for the most desperate tasks. Similar to CS 30 but longer. ESD-safe handles version available. |  |  |
|--|---|---|--|---|



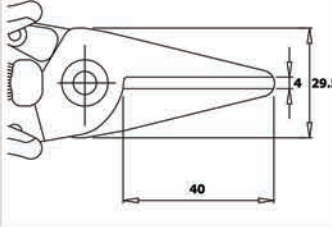

| Order code | ESD Order code | Ø mm | awg | Weight (gr) | Lenght (mm) |
|----------------|------------------|-------------|-----------|-------------|-------------|
| CS 30 L | CS 30 L D | 1.30 | 16 | 82 | 152 |

CSO 30

| | | | | |
|--|---|--|--|---|
|  |  | CSO 30: Easy to handle shears, designed for use in jewellery. ESD-safe handles version available. |  |  |
|--|---|--|--|---|

| Order code | ESD Order code | Ø mm | awg | Weight (gr) | Lenght (mm) |
|---------------|-----------------|-------------|-----------|-------------|-------------|
| CSO 30 | CSO 30 D | 1.63 | 14 | 80 | 148 |



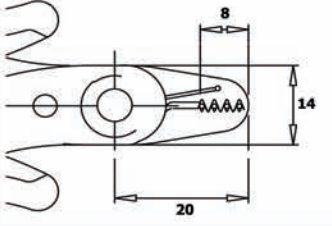

CSP 30/5

| | | | | |
|--|---|---|--|---|
|  |  | CSP 30/5: Strong shears, can be used for different tasks in electronics or hobby fields. ESD-safe handles version available. |  |  |
|--|---|---|--|---|

| Order code | ESD Order code | Ø mm | awg | Weight (gr) | Lenght (mm) |
|-----------------|-------------------|-------------|-----------|-------------|-------------|
| CSP 30/5 | CSP 30/5 D | 1.63 | 14 | 102 | 165 |

Shears *wire strippers*

SF 30

| | | | | |
|--|---|--|--|---|
|  |  | SF 30: Pliers for Ø mm 0.20÷0.64 fitted with elastic part that enables the stripping of the insulating sleeve of cables without damaging the conductor wires. ESD-safe handles version available. |  |  |
|--|---|--|--|---|

| Order code | ESD Order code | Ø mm | awg | Weight (gr) | Lenght (mm) |
|--------------|----------------|------------------|--------------|-------------|-------------|
| SF 30 | SF 30 D | 0.20÷0.64 | 32-22 | 78 | 141 |

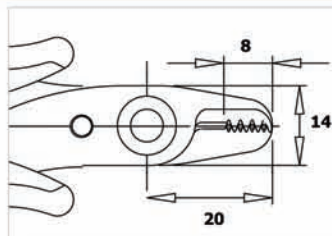


SFF 30



SFF 30: Fixed wire stripper for \varnothing mm 0.32÷0.51. Different cutting capacities to those shown are available.

ESD-safe handles version available.



| Order code | ESD Order code | \varnothing mm | awg | Weight (gr) | Lenght (mm) |
|------------|----------------|------------------|-------|-------------|-------------|
| SFF 30 | SFF 30 D | 0.32÷0.51 | 28-24 | 76 | 141 |

PST 0.5-0.6-0.8-1.0



PST 0.5-0.6-0.8-1.0: Pulling action strippers. Light weight, inexpensive and rapid to use, PST is available in 4 versions:

| order code | mm | awg |
|------------|-----|-----|
| PST 0.5 | 0.5 | 24 |
| PST 0.6 | 0.6 | 22 |
| PST 0.8 | 0.8 | 20 |
| PST 1.0 | 1.0 | 18 |

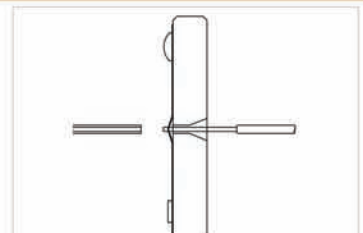


| Order code | ESD Order code | \varnothing mm | awg | Weight (gr) | Lenght (mm) |
|---------------------|----------------|------------------|-------------|-------------|-------------|
| PST 0.5-0.6-0.8-1.0 | - | 0.5-0.6-0.8-1.0 | 24-22-20-18 | 33 | 125 |

SF 40/1



SF 40/1: SF-40-1 is a reliable tool easy to handle and very fast to use. Due to its singular flat shape and its lightness it can be easily carried in one's pocket. Wire stripper for diameters from 0.25mm to 1mm. (30-18 AWG). For use in electronics.

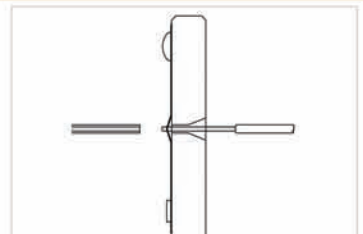


| Order code | ESD Order code | \varnothing mm | awg | Weight (gr) | Lenght (mm) |
|------------|----------------|------------------|-------|-------------|-------------|
| SF 40/1 | - | 0.25÷1.0 | 30-18 | 22 | 50x55 |

SF 40/2



SF 40/2: SF-40-2 is a reliable tool easy to handle and very fast to use. Due to its singular flat shape and its lightness it can be easily carried in one's pocket. Wire stripper for diameters from 1.3mm to 1.8mm. (16-13 AWG). For electro-technical work.

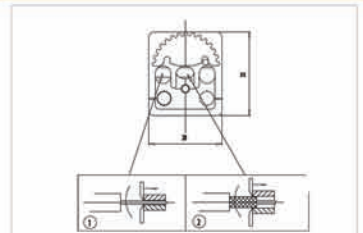


| Order code | ESD Order code | \varnothing mm | awg | Weight (gr) | Lenght (mm) |
|------------|----------------|------------------|-------|-------------|-------------|
| SF 40/2 | - | 1.30÷1.8 | 16-13 | 22 | 50x55 |

PCC1



PCC1: Wire stripper for co-axial cables with double function as shown in picture:
 1) insert the cable in the correct hole at the side, press and turn the tool 90° at the same time and pull.
 2) insert the cable in the central hole, press and turn the tool 90° at the same time and pull.

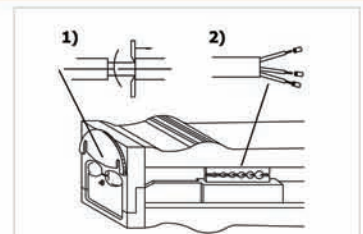


| Order code | ESD Order code | \varnothing mm | awg | Weight (gr) | Lenght (mm) |
|------------|----------------|------------------|-----|-------------|-------------|
| PCC1 | - | - | - | 50 | 115 |

PS 4÷10



PS 4÷10: Wire stripper with double function as shown in picture:
 1) wire stripper for the external cover: insert the cable into one of the frontal holes, press, turn the tool 90° around and then pull back. From \varnothing 4 to 10 mm (AWG 6-000)
 2) wire stripper for internal wires: insert one of the internal wires into one of the appropriate lateral holes, press and pull back. From \varnothing 0.8 to 2.6 mm (AWG 20-10)



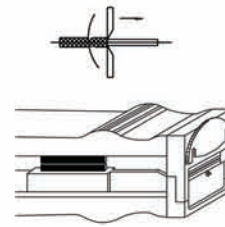
| Order code | ESD Order code | \varnothing mm | awg | Weight (gr) | Lenght (mm) |
|------------|----------------|------------------|-------------|-------------|-------------|
| PS 4÷10 | - | 4÷10/0.8÷2.6 | 6÷000/20÷10 | 50 | 115 |

PRF 0



PRF 0: Wire scraper pliers.

How to use it: Insert the wire between the 2 edges up to the point where one wishes to strip and then pull back the tool. If needed repeat this operation several times while turning the wire.



shears

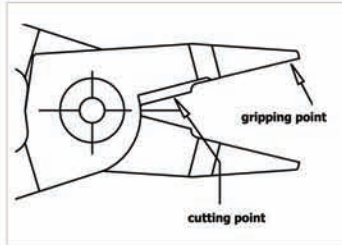
| Order code | ESD Order code | Ø mm | awg | Weight (gr) | Lenght (mm) |
|------------|----------------|---------|-------|-------------|-------------|
| PRF 0 | - | 0.8÷2.6 | 20÷10 | 50 | 115 |

Shears *multi-use shears*

CS 30 X



CS 30 X: Shears and pliers in the same tool; designed for use where both functions are required. Steel thickness 3.0mm. ESD-safe handles version available.



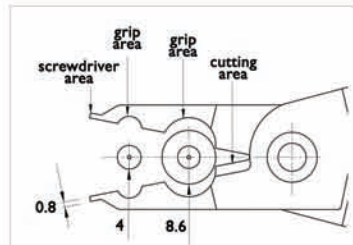
| Order code | ESD Order code | Ø mm | awg | Weight (gr) | Lenght (mm) |
|------------|----------------|------|-----|-------------|-------------|
| CS 30 X | CS 30 X D | 1.63 | 14 | 82 | 150 |

CS 30 XZ



CS 30 XZ: Special multi purpose shears:

- 1) the upper part of the blade can be used as a screwdriver for loosening the screw in the soldering iron; screwdriver tip thickness 1.6mm= (0.8+0.8)
 - 2) the two holes can be used to remove two different sizes of tip, even when they have reached a high temperature; Ø holes grip areas: 8.6mm and 4.0mm
 - 3) the cutting section is used for cutting the nozzle of de-soldering pumps.
- Steel thickness 3.0mm. ESD-safe handles version available

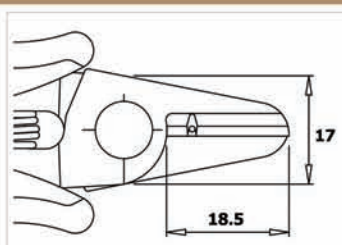


| Order code | ESD Order code | Ø mm | awg | Weight (gr) | Lenght (mm) |
|------------|----------------|------|-----|-------------|-------------|
| CS 30 XZ | CS 30 XZ D | 1.63 | 14 | 82 | 150 |

CSF 30



CSF 30: Multi-use tool that can be used both as shears (Ø 1.3mm-16 AWG) and wire strippers (Ø 0.4mm-26 AWG). ESD-safe handles version available (order code CSF 30 D). *w: wire diameter for wire stripper function; s* wire diameter for shears function

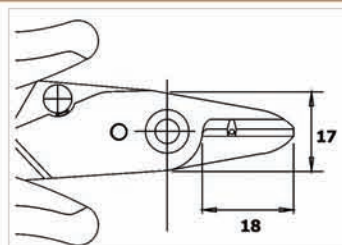


| Order code | ESD Order code | Ø mm | awg | Weight (gr) | Lenght (mm) |
|------------|----------------|------------|-------|-------------|-------------|
| CSF 30 | CSF 30 D | s0.4÷c1.3* | 26-16 | 80 | 144 |

CSF 30 S



CSF 30 S: Shears and adjustable wire stripper for wires from 0.4 to 1.0mm (26 - 18 AWG). ESD-safe handles version available


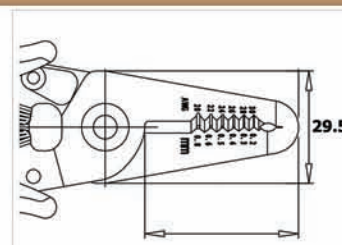


| Order code | ESD Order code | Ø mm | awg | Weight (gr) | Lenght (mm) |
|------------|----------------|---------|-------|-------------|-------------|
| CSF 30 S | CSF 30 SD | 0.4÷1.0 | 26-18 | 80 | 144 |

CSP 30/1



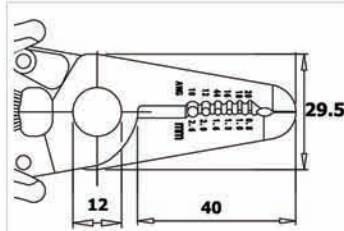
CSP 30/1: Very strong multi-use tool. It can be used as: Shears, Multi-diameter Wire stripper, pliers. ESD-safe handles version available



| Order code | ESD Order code | Ø mm | awg | Weight (gr) | Lenght (mm) |
|------------|----------------|-----------|-------|-------------|-------------|
| CSP 30/1 | CSP 30/1D | 0.25÷0.81 | 30-20 | 102 | 165 |

CSP 30/2

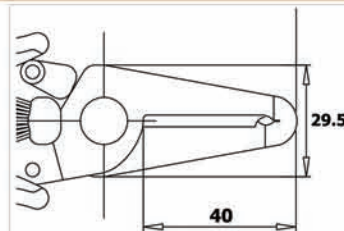
CSP 30/2: Very strong multi-use tool. It can be used as: Shears, Multi-diameter Wire stripper, pliers. ESD-safe handles version available



| Order code | ESD Order code | Ø mm | awg | Weight (gr) | Lenght (mm) |
|------------|----------------|-----------|-------|-------------|-------------|
| CSP 30/2 | CSP 30/2 D | 0.81÷2.59 | 20-10 | 102 | 165 |

CSP 30/3

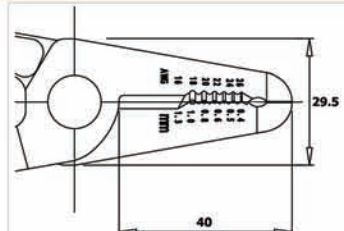
CSP 30/3: Multi-use tool that can be used ad Shears or Pliers. Ideal for work on electric cables. Ø max 10 mm (000 AWG). ESD-safe handles version available.



| Order code | ESD Order code | Ø mm | awg | Weight (gr) | Lenght (mm) |
|------------|----------------|--------|-----|-------------|-------------|
| CSP 30/3 | CSP 30/3 D | max 10 | 000 | 102 | 165 |

CSP 30/7

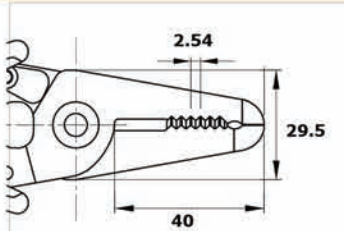
CSP 30/7: Very strong multi-use tool. It can be used as: Shears, Multi-diameter Wire stripper, pliers. ESD-safe handles version available.



| Order code | ESD Order code | Ø mm | awg | Weight (gr) | Lenght (mm) |
|------------|----------------|---------|-------|-------------|-------------|
| CSP 30/7 | CSP 30/7 D | 0.4-1.3 | 26-16 | 102 | 165 |

CSP 30/9

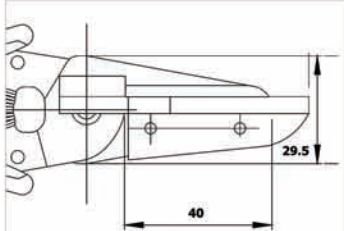
CSP 30/9: Very strong multi-use tool. It can be used as: Shears, Multi-holes wire stripper, pliers. Ideal for stripping flat wires (max. 6 wires 0.64 mm -22 AWG and 2.54mm pitch). ESD-safe handles version available.



| Order code | ESD Order code | Ø mm | awg | Weight (gr) | Lenght (mm) |
|------------|----------------|------|-----|-------------|-------------|
| CSP 30/9 | CSP 30/9 D | 0.64 | 22 | 102 | 165 |

Shears *shears for rubber seals***CSP 30/8**

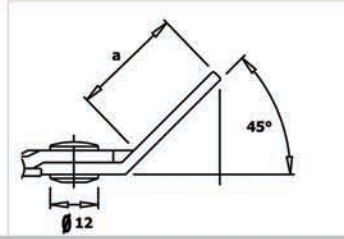
CSP 30/8: Tool for a straight and a 45° angled cut of rubber or plastic seals. ESD-safe handles version available



| Order code | ESD Order code | Ø mm | awg | Weight (gr) | Lenght (mm) |
|------------|----------------|------|-----|-------------|-------------|
| CSP 30/8 | CSP 30/8 D | - | - | 165 | 178 |

CSP 30 G

CSP 30 G: Tool designed with 45° angle for cutting rubber or plastic seals, insulation and similar materials. Many and varied uses. a=25 ESD-safe handles version available

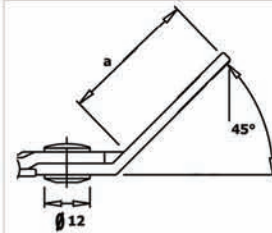


| Order code | ESD Order code | Ø mm | awg | Weight (gr) | Lenght (mm) |
|------------|----------------|------|-----|-------------|-------------|
| CSP 30 G | CSP 30 G D | - | - | 110 | 155 |

CSP 30 GL



CSP 30 GL: Tool designed with 45° angle for cutting rubber or plastic seals, insulation and similar materials. Many and varied uses.
a=35
ESD-safe handles version available

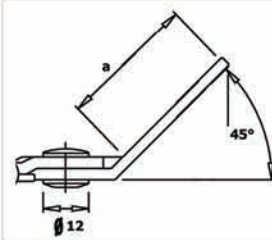


| Order code | ESD Order code | Ø mm | awg | Weight (gr) | Lenght (mm) |
|------------|----------------|------|-----|-------------|-------------|
| CSP 30 GL | CSP 30 GL D | - | - | 110 | 165 |

CSP 30 GR



CSP 30 GR: Tool designed with 45° angle for the flush cutting rubber or plastic seals, insulation and similar materials. Many and varied uses.
a=25
ESD-safe handles version available



| Order code | ESD Order code | Ø mm | awg | Weight (gr) | Lenght (mm) |
|------------|----------------|------|-----|-------------|-------------|
| CSP 30 GR | CSP 30 GR D | - | - | 110 | 155 |



optic fibres

Optic fibres shears & wire strippers

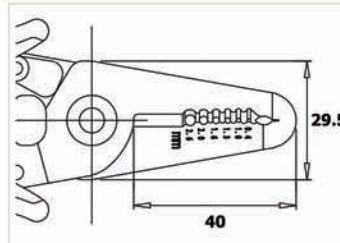
| Order code | Type of cut | Optic fibres (Ø mm) | Optic fibres (awg) | Weight (gr) | Lenght (mm) | Notes |
|------------|-------------|---------------------|--------------------|-------------|-------------|---|
| CCS 10 NB | | 0.4÷2.6 | 26-10 | 105 | 165 | fixed shear-wire stripper for optic fibres |
| CCS 11 NB | | 0.2÷1.0 | 32-18 | 90 | 148 | shear-wire stripper for kevlar & optic fibres |
| CCS 12 NB | | - | - | 90 | 148 | shear designed to cut Kevlar |
| CCS 13 NB | | 0.13 | 36 | 90 | 148 | shear-wire stripper for kevlar & optic fibres |
| CCS 15 NB | | 0.25/0.9/2.0 | 30/19/12 | 90 | 148 | shear-wire stripper for kevlar & optic fibres |
| CCS 18 NB | | 0.18 | 33 | 90 | 148 | shear-wire stripper for kevlar & optic fibres |

Optic fibres shears & wire strippers

CCS 10 NB



CCS 10 NB: Fixed shear-wire stripper at 0.4-1.0-1.3-1.6-2.0-2.6mm ESD-safe handles version available.

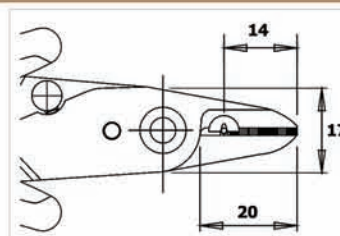


| Order code | ESD Order code | Ø mm | awg | Weight (gr) | Lenght (mm) |
|------------|----------------|---------|-------|-------------|-------------|
| CCS 10 NB | CCS 10 NB D | 0.4÷2.6 | 26-10 | 105 | 165 |

CCS 11 NB



CCS 11 NB: Shear-wire stripper designed to cut kevlar and to strip optic fibres; it is adjustable from 0.2 to 1mm ESD-safe handles version available.

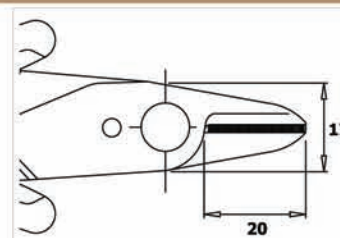


| Order code | ESD Order code | Ø mm | awg | Weight (gr) | Lenght (mm) |
|------------|----------------|---------|-------|-------------|-------------|
| CCS 11 NB | CCS 11 NB D | 0.2÷1.0 | 32-18 | 90 | 148 |

CCS 12 NB



CCS 12 NB: Shear designed for the cutting of kevlar. ESD-safe handles version available.

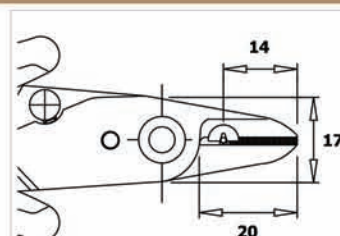


| Order code | ESD Order code | Ø mm | awg | Weight (gr) | Lenght (mm) |
|------------|----------------|------|-----|-------------|-------------|
| CCS 12 NB | CCS 12 NB D | - | - | 90 | 148 |

CCS 13 NB



CCS 13 NB: Shear-wire stripper designed to cut kevlar and to strip optic fibres. Fixed at 0.13 mm. ESD-safe handles version available.

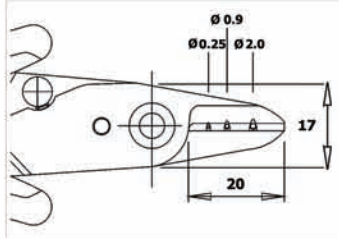


| Order code | ESD Order code | Ø mm | awg | Weight (gr) | Lenght (mm) |
|------------|----------------|------|-----|-------------|-------------|
| CCS 13 NB | CCS 13 NB D | 0.13 | 36 | 90 | 148 |

CCS 15 NB



CCS 15 NB: Shear-wire stripper for optic fibres. Fixed at 0.25-0.9-2.0mm. ESD-safe handles version available.

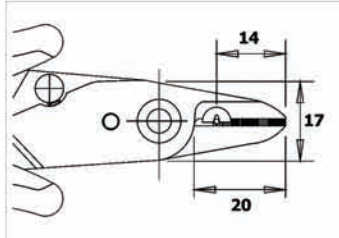


| Order code | ESD Order code | Ø mm | awg | Weight (gr) | Lenght (mm) |
|------------|----------------|--------------|----------|-------------|-------------|
| CCS 15 NB | CCS 15 NB D | 0.25-0.9-2.0 | 30-19-12 | 90 | 148 |

CCS 18 NB



CCS 18 NB: Shear-wire stripper designed to cut kevlar and to strip optic fibres. Fixed at 0.18 mm. ESD-safe handles version available.



| Order code | ESD Order code | Ø mm | awg | Weight (gr) | Lenght (mm) |
|------------|----------------|------|-----|-------------|-------------|
| CCS 18 NB | CCS 18 NB D | 0.18 | 33 | 90 | 148 |





Extractors for PLCC

| Order code | Component | Pins number | Extraction force (kg) | Weight (gr) | Lenght (mm) | Notes |
|------------|-----------|-------------|-----------------------|-------------|-------------|---------------------------------------|
| PLCC 32 | | 32 | 2.5 | 53 | 142 | extraction of PLCC 32 from the socket |
| PLCC 44 | | 44 | 2.5 | 57 | 142 | extraction of PLCC 44 from the socket |
| PLCC 52 | | 52 | 3.0 | 58 | 142 | extraction of PLCC 52 from the socket |
| PLCC 68 | | 68 | 3.0 | 62 | 142 | extraction of PLCC 68 from the socket |
| PLCC 84 | | 84 | 3.5 | 67 | 142 | extraction of PLCC 84 from the socket |

Extractors for Ics

| Order code | Component | Pins number | Extraction force (kg) | Weight (gr) | Lenght (mm) | Notes |
|------------|-----------|-------------|-----------------------|-------------|-------------|---|
| PN 5020 | | 14-20 | 4 | 120 | 158 | insertion and extraction of integrated circuits |
| PN 5032 | | 22-32 | 4 | 155 | 158 | insertion and extraction of integrated circuits |
| PN 5034 | | 28-40 | 4 | 175 | 158 | insertion and extraction of integrated circuits |

Extractors for SMT COAX

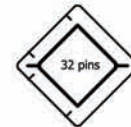
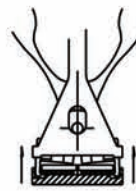
| Order code | Component | Pins number | Extraction force (kg) | Weight (gr) | Lenght (mm) | Notes |
|--------------|-----------|-------------|-----------------------|-------------|-------------|----------------------------------|
| SMT COAX 0.8 | | - | 1.5 | 68 | 78.5 | extraction of SUHNER MMCX SERIES |
| SMT COAX 1.6 | | - | 1.5 | 68 | 78.5 | extraction of SUHNER MMCX SERIES |
| EES 20 | | - | 3 | 78 | 77 | extraction of SUHNER MMCX SERIES |

Extractors for PLCC

PLCC 32



PLCC 32: Extractor tool designed for the extraction of 32 pin PLCC type integrated circuits from the socket. ESD safe version is NOT AVAILABLE

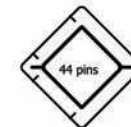
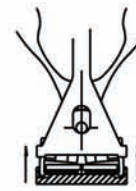


| Order code | ESD Order code | Extraction force (kg) | Pins number | Weight (gr) | Lenght (mm) |
|------------|----------------|-----------------------|-------------|-------------|-------------|
| PLCC 32 | - | 2.5 | 32 | 53 | 142 |

PLCC 44



PLCC 44: Extractor tool designed for the extraction of 44 pin PLCC type integrated circuits from the socket. ESD safe version is NOT AVAILABLE.

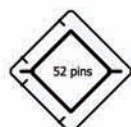
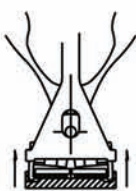


| Order code | ESD Order code | Extraction force (kg) | Pins number | Weight (gr) | Lenght (mm) |
|------------|----------------|-----------------------|-------------|-------------|-------------|
| PLCC 44 | - | 2.5 | 44 | 57 | 142 |

PLCC 52



PLCC 52: Extractor tool designed for the extraction of 52 pin PLCC type integrated circuits from the socket. ESD safe version is NOT AVAILABLE.

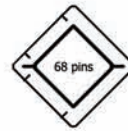
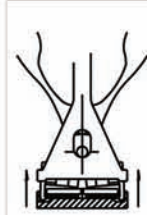


| Order code | ESD Order code | Extraction force (kg) | Pins number | Weight (gr) | Lenght (mm) |
|------------|----------------|-----------------------|-------------|-------------|-------------|
| PLCC 52 | - | 3.0 | 52 | 58 | 142 |

PLCC 68



PLCC 68: Extractor tool designed for the extraction of 68 pin PLCC type integrated circuits from the socket. ESD safe version is NOT AVAILABLE.

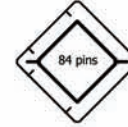
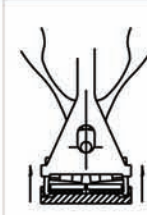


| Order code | ESD Order code | Extraction force (kg) | Pins number | Weight (gr) | Lenght (mm) |
|------------|----------------|-----------------------|-------------|-------------|-------------|
| PLCC 68 | - | 3.0 | 68 | 62 | 142 |

PLCC 84



PLCC 84: Extractor tool designed for the extraction of 84 pin PLCC type integrated circuits from the socket. ESD safe version is NOT AVAILABLE.




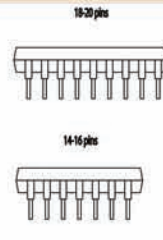
| Order code | ESD Order code | Extraction force (kg) | Pins number | Weight (gr) | Lenght (mm) |
|------------|----------------|-----------------------|-------------|-------------|-------------|
| PLCC 84 | - | 3.5 | 84 | 67 | 142 |

Extractors for ICs

PN 5020



PN 5020: Extractor tool specially designed for the insertion and extraction of integrated circuits from 14 pins up to 20 pins. Supplied with a block for straighten pins. ESD-safe handles version available

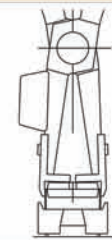
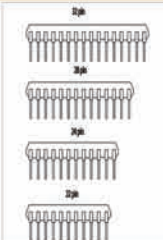


| Order code | ESD Order code | Extraction force (kg) | Pins number | Weight (gr) | Lenght (mm) |
|------------|----------------|-----------------------|-------------|-------------|-------------|
| PN 5020 | PN 5020 D | 4.0 | 14-20 | 120 | 158 |

PN 5032



PN 5032: Extractor tool specially designed for the insertion and extraction of integrated circuits from 22 pins up to 32 pins. Supplied with a block for straighten pins. ESD-safe handles version available


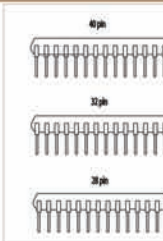


| Order code | ESD Order code | Extraction force (kg) | Pins number | Weight (gr) | Lenght (mm) |
|------------|----------------|-----------------------|-------------|-------------|-------------|
| PN 5032 | PN 5032 D | 4.0 | 22-32 | 155 | 158 |

PN 5034



PN 5034: Extractor tool specially designed for the insertion and extraction of integrated circuits from 28 pins up to 40 pins. Supplied with a block for straighten pins. ESD-safe handles version available



| Order code | ESD Order code | Extraction force (kg) | Pins number | Weight (gr) | Lenght (mm) |
|------------|----------------|-----------------------|-------------|-------------|-------------|
| PN 5034 | PN 5034 D | 4.0 | 28-40 | 175 | 158 |

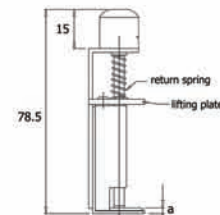
Extractors for SMT COAX

SMT COAX 0.8



SMT COAX 0.8: Extractor for SUHNER MMCX SERIES connectors.

a = 0.8



| Order code | ESD Order code | Extraction force (kg) | Pins number | Weight (gr) | Lenght (mm) |
|--------------|----------------|-----------------------|-------------|-------------|-------------|
| SMT COAX 0.8 | - | 1.5 | - | 68 | 78.5 |

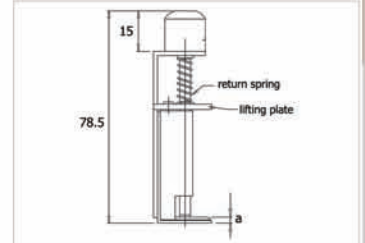


SMT COAX 1.6



SMT COAX 1.6: Extractor for SUHNER MMCX SERIES connectors.

a= 1.6

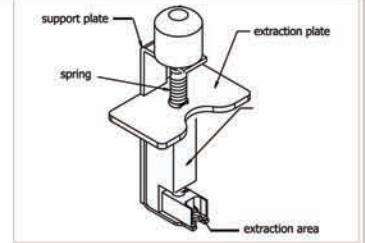


| Order code | ESD Order code | Extraction force (kg) | Pins number | Weight (gr) | Length (mm) |
|--------------|----------------|-----------------------|-------------|-------------|-------------|
| SMT COAX 1.6 | - | 1.5 | - | 68 | 78.5 |

EES 20



EES 20: Extractor for SUHNER SMPX SERIES straight connectors.



| Order code | ESD Order code | Extraction force (kg) | Pins number | Weight (gr) | Length (mm) |
|------------|----------------|-----------------------|-------------|-------------|-------------|
| EES 20 | - | 3.0 | - | 78 | 77 |

Cable strippers adjustable with and without knife



cable strippers

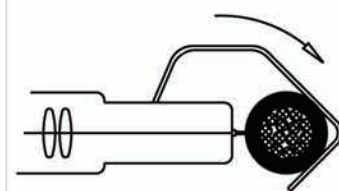
| Order code | Cable (Ø mm) | Weight (gr) | Lenght (mm) | Notes |
|----------------|--------------|-------------|-------------|--|
| SC 1/S | 4-16 | 70 | 140 | cable stripper with adjustable internal blade |
| SC 2/S | 8-28 | 70 | 140 | cable stripper with adjustable internal blade |
| SC 3/1C | 8-28 | 80 | 190 | cable stripper with adjustable internal blade and external knife |
| SC 4/2C | 8-28 | 80 | 177 | cable stripper with adjustable internal blade and external knife with hook |
| SC 5/ST | 28-35 | 66 | 150 | cable stripper with adjustable internal blade |
| SC 6/ST | 35-50 | 73 | 165 | cable stripper with adjustable internal blade |

Cable strippers adjustable with and without knife

SC 1/S



SC 1/S: Cable stripper with adjustable internal blade for Ø 4-16mm cables. Supplied with internal spare blade.

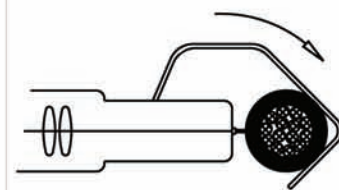


| Order code | ESD Order code | Cables Ø mm | Weight (gr) | Lenght (mm) |
|------------|----------------|-------------|-------------|-------------|
| SC 1/S | - | 4-16 | 70 | 140 |

SC 2/S



SC 2/S: Cable stripper with adjustable internal blade for Ø 8-28mm cables. Supplied with internal spare blade.

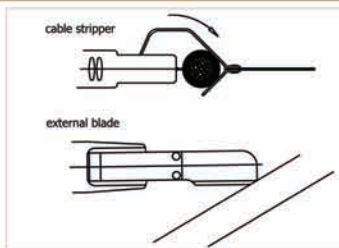


| Order code | ESD Order code | Cables Ø mm | Weight (gr) | Lenght (mm) |
|------------|----------------|-------------|-------------|-------------|
| SC 2/S | - | 8-28 | 70 | 140 |

SC 3/1C



SC 3/1C: Cable stripper with adjustable internal blade and external single sided knife. For Ø 8-28mm cables. Supplied with internal spare blade. We suggest to purchase this tool together with the protective cover.

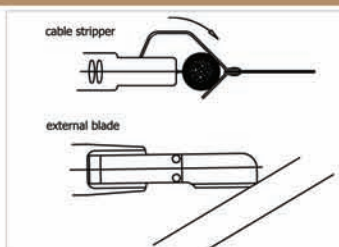


| Order code | ESD Order code | Cables Ø mm | Weight (gr) | Lenght (mm) |
|------------|----------------|-------------|-------------|-------------|
| SC 3/1C | - | 8-28 | 80 | 190 |

SC 4/2C



SC 4/2C: Cable stripper with adjustable internal blade and external single sided knife with hook. For Ø 8-28mm cables. Supplied with internal spare blade. We suggest to purchase this tool together with the protective cover.



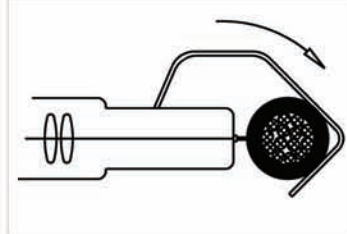
| Order code | ESD Order code | Cables Ø mm | Weight (gr) | Lenght (mm) |
|------------|----------------|-------------|-------------|-------------|
| SC 4/2C | - | 8-28 | 80 | 177 |



SC 5/ST



SC 5/ST: Cable stripper with adjustable internal blade for Ø 28-35mm cables. Supplied with internal spare blade.

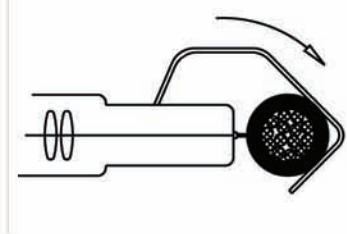


| Order code | ESD Order code | Cables Ø mm | Weight (gr) | Lenght (mm) |
|------------|----------------|-------------|-------------|-------------|
| SC 5/ST | - | 28-35 | 66 | 150 |

SC 6/ST



SC 6/ST: Cable stripper with adjustable internal blade for Ø 35-50mm cables. Supplied with internal spare blade.



| Order code | ESD Order code | Cables Ø mm | Weight (gr) | Lenght (mm) |
|------------|----------------|-------------|-------------|-------------|
| SC 6/ST | - | 35-50 | 73 | 165 |

Cables cutters

| Order code | Cable (Ø mm) | Weight (gr) | Lenght (mm) | Notes |
|----------------|--------------|-------------|-------------|--|
| TC 14 | 14 | 130 | 180 | wire cutters for cables 14mm |
| TC 18 | 18 | 180 | 180 | wire cutters for cables 18mm |
| TC 18 M | 18 | 180 | 180 | wire cutters with spring for cables 18mm |



cable cutters

Cable cutters

TC 14



TC 14: Manual wire cutter designed for the cut of electrical cables max Ø 14 mm Cu e Al. With spring and stop.



| Order code | Cutting force (kg) | Cables Ø mm | Weight (gr) | Lenght (mm) |
|--------------|--------------------|-------------|-------------|-------------|
| TC 14 | 7.0 | 14 | 130 | 180 |

TC 18



TC 18: Manual wire cutter designed for the cut of electrical cables max Ø 18 mm Cu + Al.



| Order code | Cutting force (kg) | Cables Ø mm | Weight (gr) | Lenght (mm) |
|--------------|--------------------|-------------|-------------|-------------|
| TC 18 | 15 | 18 | 180 | 180 |

TC 18 M



TC 18 M: Manual wire cutter designed for the cut of electrical cables max Ø 18 mm Cu + Al. With spring and stop.



| Order code | Cutting force (kg) | Cables Ø mm | Weight (gr) | Lenght (mm) |
|----------------|--------------------|-------------|-------------|-------------|
| TC 18 M | 15 | 18 | 180 | 180 |



Tweezers *general purpose*

0



tweezers with fine tips. ESD version available.

| Order code | Lenght (mm) | Lenght (") | Version |
|------------|-------------|------------|---------|
| 0 | 120 | 4 3/4" | SA |

0A



tweezers with very fine tips, ideal for watch-repairers

| Order code | Lenght (mm) | Lenght (") | Version |
|------------|-------------|------------|---------|
| 0A | 120 | 4 3/4" | SA |

0C9



flat tweezers with very fine tips and thin blades (same as "0" but 90 mm long)

| Order code | Lenght (mm) | Lenght (") | Version |
|------------|-------------|------------|---------|
| 0C9 | 90 | 3 1/2" | SA |

0C10



flat tweezers with very fine tips and thin blades (same as "0" but 100 mm long)

| Order code | Lenght (mm) | Lenght (") | Version |
|------------|-------------|------------|---------|
| 0C10 | 100 | 4" | SA |

0C11



flat tweezers with very fine tips and thin blades (same as "0" but 110 mm long)

| Order code | Lenght (mm) | Lenght (") | Version |
|------------|-------------|------------|---------|
| 0C11 | 110 | 4 1/4" | SA |

1



tweezers with strong tips and thin blades for generic purpose. ESD version available.

| Order code | Lenght (mm) | Lenght (") | Version |
|------------|-------------|------------|---------|
| 1 | 120 | 4 3/4" | SA |

2



tweezers with sharp blades and strong tips, for generic purpose. ESD version available.

| Order code | Lenght (mm) | Lenght (") | Version |
|------------|-------------|------------|---------|
| 2 | 120 | 4 3/4" | SA |

3



tweezers with strong tips and thin blades, ideal for microelectronic applications. ESD version available.

| Order code | Lenght (mm) | Lenght (") | Version |
|------------|-------------|------------|---------|
| 3 | 120 | 4 3/4" | SA |

3C



tweezers with strong tips and thin blades, ideal for microelectronic applications. ESD version available.

| Order code | Lenght (mm) | Lenght (") | Version |
|------------|-------------|------------|---------|
| 3C | 110 | 4 1/4" | SA |



P



tweezers with strong tips, for general purpose

| Order code | Length (mm) | Length (") | Version |
|------------|-------------|------------|---------|
| P | 120 | 4 3/4" | SA |

S



tweezers with fine tips for general purpose

| Order code | Length (mm) | Length (") | Version |
|------------|-------------|------------|---------|
| S | 120 | 4 3/4" | SA |

SA



tweezers with very strong tips for general purpose

| Order code | Length (mm) | Length (") | Version |
|------------|-------------|------------|---------|
| SA | 120 | 4 3/4" | SA |

SB



tweezers with very fine tips for general purpose

| Order code | Length (mm) | Length (") | Version |
|------------|-------------|------------|---------|
| SB | 120 | 4 3/4" | SA |

4



tweezers with very fine and sharp tips

| Order code | Length (mm) | Length (") | Version |
|------------|-------------|------------|---------|
| 4 | 110 | 4 1/4" | SA |

4A



tweezers with sharp and strong tips

| Order code | Length (mm) | Length (") | Version |
|------------|-------------|------------|---------|
| 4A | 110 | 4 1/4" | SA |

5



tweezers with very fine and sharp tips, ideal for SMD applications. ESD version available.

| Order code | Length (mm) | Length (") | Version |
|------------|-------------|------------|---------|
| 5 | 110 | 4 1/4" | SA |

5B



tweezers with very fine and sharp tips, ideal for SMD applications; tips bent at 40° for a better visual of the work area

| Order code | Length (mm) | Length (") | Version |
|------------|-------------|------------|---------|
| 5B | 110 | 4 1/4" | SA |

5C



tweezers with sharp and strong tips, ideal for SMD applications; similar to 5 but shorter

| Order code | Length (mm) | Length (") | Version |
|------------|-------------|------------|---------|
| 5C | 100 | 4" | SA |

**51S**

tweezers with very fine tips bent at 40° for handling of micro components

| Order code | Lenght (mm) | Lenght (") | Version |
|------------|-------------|------------|---------|
| 51S | 120 | 4 3/4" | SA |

65A

tweezers with long, thin handles and very fine tips bent at 40°. Suitable for the gripping of generic micro chips and micro components

| Order code | Lenght (mm) | Lenght (") | Version |
|------------|-------------|------------|---------|
| 65A | 135 | 5 1/4" | SA |

SS

tweezers with very fine tips, long and thin handles, ideal for operating close to heat sources

| Order code | Lenght (mm) | Lenght (") | Version |
|------------|-------------|------------|---------|
| SS | 140 | 5 1/2" | SA |

2AB

tweezers with rounded and flat tips for general purpose

| Order code | Lenght (mm) | Lenght (") | Version |
|------------|-------------|------------|---------|
| 2AB | 120 | 4 3/4" | SA |

5A

tweezers with very fine, sharp and oblique tips

| Order code | Lenght (mm) | Lenght (") | Version |
|------------|-------------|------------|---------|
| 5A | 115 | 4 1/2" | SA |

7

tweezers with very fine and bent tips for an easier grip in high density areas. ESD version available.

| Order code | Lenght (mm) | Lenght (") | Version |
|------------|-------------|------------|---------|
| 7 | 120 | 4 3/4" | SA |

7A

tweezers with very fine and bent tips for easier grip in high density areas (same as 7 but with stronger tips). ESD version available.

| Order code | Lenght (mm) | Lenght (") | Version |
|------------|-------------|------------|---------|
| 7A | 120 | 4 3/4" | SA |

7B

tweezers with very fine and bent tips for easier grip in high density areas (same as 7 but with blades internally serrated)

| Order code | Lenght (mm) | Lenght (") | Version |
|------------|-------------|------------|---------|
| 7B | 120 | 4 3/4" | SA |

7E

tweezers with very fine and bent tips for easier grip in high density areas (same as 7 but with flat tips)

| Order code | Lenght (mm) | Lenght (") | Version |
|------------|-------------|------------|---------|
| 7E | 120 | 4 3/4" | SA |

**00**

tweezers with flat and thick tips for general purpose. ESD version available.

| Order code | Length (mm) | Length (") | Version |
|------------|-------------|------------|---------|
| 00 | 120 | 4 3/4" | SA |

00B

tweezers with flat and thick tips, externally serrated for general purpose

| Order code | Length (mm) | Length (") | Version |
|------------|-------------|------------|---------|
| 00B | 120 | 4 3/4" | SA |

00C

tweezers with flat and thick tips for general purpose; (same as 00 but with shorter handles)

| Order code | Length (mm) | Length (") | Version |
|------------|-------------|------------|---------|
| 00C | 105 | 4 1/8" | SA |

00D

tweezers with flat and thick tips, internally serrated (on the tips) and externally serrated (on the handles). ESD version available.

| Order code | Length (mm) | Length (") | Version |
|------------|-------------|------------|---------|
| 00D | 120 | 4 3/4" | SA |

2A

tweezers with rounded and flat tips for general purpose. ESD version available.

| Order code | Length (mm) | Length (") | Version |
|------------|-------------|------------|---------|
| 2A | 120 | 4 3/4" | SA |

26

tweezers with very strong and flat tips

| Order code | Length (mm) | Length (") | Version |
|------------|-------------|------------|---------|
| 26 | 135 | 5 1/4" | SA |

27

tweezers with very strong and flat tips. Same as 26 but with thinner blades

| Order code | Length (mm) | Length (") | Version |
|------------|-------------|------------|---------|
| 27 | 135 | 5 1/4" | SA |

231

tweezers with internally serrated tips for general purpose

| Order code | Length (mm) | Length (") | Version |
|------------|-------------|------------|---------|
| 231 | 120 | 4 3/4" | SA |

A

tweezers with strong and precise tips for bending wires and components

| Order code | Length (mm) | Length (") | Version |
|------------|-------------|------------|---------|
| A | 115 | 4 1/2" | SA |



AA



tweezers with strong gripping action. ESD version available.

| Order code | Lenght (mm) | Lenght (") | Version |
|------------|-------------|------------|---------|
| AA | 130 | 5" | SA |

AC



tweezers with strong tips, externally serrated for a safer grip

| Order code | Lenght (mm) | Lenght (") | Version |
|------------|-------------|------------|---------|
| AC | 110 | 4 1/4" | SA |

F



tweezers with rounded and flat tips for general purpose (same as 2A but with larger tips)

| Order code | Lenght (mm) | Lenght (") | Version |
|------------|-------------|------------|---------|
| F | 120 | 4 3/4" | SA |

H



tweezers with swallow-shaped head and fine tips

| Order code | Lenght (mm) | Lenght (") | Version |
|------------|-------------|------------|---------|
| H | 90 | 3 1/2" | SA |

PSF



tweezers with flat and large tips for general purpose

| Order code | Lenght (mm) | Lenght (") | Version |
|------------|-------------|------------|---------|
| PSF | 125 | 5" | SA |

13S



tweezers with strong, flat and serrated tips

| Order code | Lenght (mm) | Lenght (") | Version |
|------------|-------------|------------|---------|
| 13S | 120 | 4 3/4" | SA |

19



tweezers for assembly, serrated internally and externally on the handles

| Order code | Lenght (mm) | Lenght (") | Version |
|------------|-------------|------------|---------|
| 19 | 160 | 6 1/4" | SA |

19P



tweezers for assembly, serrated internally on tips and externally on handles. Same as 19 but with bent tips

| Order code | Lenght (mm) | Lenght (") | Version |
|------------|-------------|------------|---------|
| 19P | 160 | 6 1/4" | SA |

C3



tweezers internally serrated, curved with pivot direction

| Order code | Lenght (mm) | Lenght (") | Version |
|------------|-------------|------------|---------|
| C3 | 145 | 5 3/4" | SA |

**33A**

tweezers with bent tips, with reverse action, ideal to be used during soldering operations

| Order code | Lenght (mm) | Lenght (") | Version |
|------------|-------------|------------|---------|
| 33A | 150 | 6" | SA |

232

tweezers with smooth tips and strong gripping action

| Order code | Lenght (mm) | Lenght (") | Version |
|------------|-------------|------------|---------|
| 232 | 150 | 6" | SA |

233

tweezers internally serrated and strong gripping action

| Order code | Lenght (mm) | Lenght (") | Version |
|------------|-------------|------------|---------|
| 233 | 160 | 6 1/4" | SA |

2AT

tweezers with rounded and flat teflon tips for general purpose

| Order code | Lenght (mm) | Lenght (") | Version |
|------------|-------------|------------|---------|
| 2AT | 120 | 4 3/4" | SA |

110N

nylon acid proof tweezers

| Order code | Lenght (mm) | Lenght (") | Version |
|------------|-------------|------------|---------|
| 110N | 110 | 4 1/4" | NYLON |

11

tweezers with strong tips

| Order code | Lenght (mm) | Lenght (") | Version |
|------------|-------------|------------|---------|
| 11 | 120 | 4 3/4" | NICHEL |

12

tweezers with strong tips

| Order code | Lenght (mm) | Lenght (") | Version |
|------------|-------------|------------|---------|
| 12 | 120 | 4 3/4" | NICHEL |

Tweezers with a length up to 165 mm - 6 2/4" can be supplied in kit of 6-8-12 pieces

Tweezers *cutting tip***15**

tweezers with short and cutting flat blades

| Order code | Lenght (mm) | Lenght (") | Version |
|------------|-------------|------------|---------|
| 15 | 115 | 4 1/2" | CARBON |

**15A**

tweezers for cutting springs and small wires; cutting tip

| Order code | Lenght (mm) | Lenght (") | Version |
|------------|-------------|------------|---------|
| 15A | 115 | 4 1/2" | CARBON |

15AC

tweezers for cutting springs and small wires; cutting tip; same as 15A but with smaller head

| Order code | Lenght (mm) | Lenght (") | Version |
|------------|-------------|------------|---------|
| 15AC | 105 | 4 1/8" | CARBON |

15AP

tweezers for cutting springs and small wires; cutting tip; same as 15A but with parallel cut along the blades

| Order code | Lenght (mm) | Lenght (") | Version |
|------------|-------------|------------|---------|
| 15AP | 115 | 4 1/2" | CARBON |

D

tweezers for cutting small wires

| Order code | Lenght (mm) | Lenght (") | Version |
|------------|-------------|------------|---------|
| D | 95 | 3 3/4" | INOX |

Tweezers with a length up to 165 mm - 6 2/4" can be supplied in kit of 6-8-12 pieces.

Tweezers *for component or wire handling*

6

tweezers with fine hook-shaped tips

| Order code | Lenght (mm) | Lenght (") | Version |
|------------|-------------|------------|---------|
| 6 | 115 | 4 1/2" | SA |

8

tweezers for bending and straightening wires and small pins

| Order code | Lenght (mm) | Lenght (") | Version |
|------------|-------------|------------|---------|
| 8 | 115 | 4 1/2" | SA |

18

tweezers for straightening or flattening small wires

| Order code | Lenght (mm) | Lenght (") | Version |
|------------|-------------|------------|---------|
| 18 | 110 | 4 1/4" | SA |

29D/16/22/28

tweezers with curved tips for removing dips, mm16, 22, 28

| Order code | Lenght (mm) | Lenght (") | Version |
|--------------|-------------|------------|---------|
| 29D/16/22/28 | 152 | 6" | SA |

**30D/16/22/28**

tweezers with curved tips for removing dips, mm16, 22, 28

| Order code | Lenght (mm) | Lenght (") | Version |
|--------------|-------------|------------|---------|
| 30D/16/22/28 | 152 | 6" | SA |

31D/28/40

tweezers with large and flat tips for removing dips, mm 28 or 40

| Order code | Lenght (mm) | Lenght (") | Version |
|------------|-------------|------------|---------|
| 31D/28/40 | 140 | 5 1/2" | SA |

62A

tweezers with flat, rounded and bent tips for handling of small wafers and flat parts

| Order code | Lenght (mm) | Lenght (") | Version |
|------------|-------------|------------|---------|
| 62A | 120 | 4 3/4" | SA |

150/1.5

tweezers for insertion and extraction of micro components; tips diameter 1.5mm

| Order code | Lenght (mm) | Lenght (") | Version |
|------------|-------------|------------|---------|
| 150/1.5 | 120 | 4 3/4" | SA |

150/3

tweezers for insertion and extraction of micro components; tips diameter 3mm

| Order code | Lenght (mm) | Lenght (") | Version |
|------------|-------------|------------|---------|
| 150/3 | 120 | 4 3/4" | SA |

151

tweezers for insertion and extraction of micro components; tips diameter 3mm

| Order code | Lenght (mm) | Lenght (") | Version |
|------------|-------------|------------|---------|
| 151 | 125 | 5" | SA |

571

tweezers for gripping and assembly of components with Ø 2.5-5mm

| Order code | Lenght (mm) | Lenght (") | Version |
|------------|-------------|------------|---------|
| 571 | 145 | 5 3/4" | SA |

572

tweezers for gripping and assembly of cylindrical components with Ø 2.5-5mm

| Order code | Lenght (mm) | Lenght (") | Version |
|------------|-------------|------------|---------|
| 572 | 145 | 5 3/4" | SA |

573

tweezers with angled tips for gripping and assembly of cylindrical components with Ø 2.5-5mm

| Order code | Lenght (mm) | Lenght (") | Version |
|------------|-------------|------------|---------|
| 573 | 145 | 5 3/4" | SA |



574



tweezers for gripping and assembly of flat components

| Order code | Lenght (mm) | Lenght (") | Version |
|------------|-------------|------------|---------|
| 574 | 145 | 5 3/4" | SA |

575



tweezers with ears for components extraction

| Order code | Lenght (mm) | Lenght (") | Version |
|------------|-------------|------------|---------|
| 575 | 145 | 5 3/4" | SA |

577



tweezers for assembly of components, ideal for handling in vertical position

| Order code | Lenght (mm) | Lenght (") | Version |
|------------|-------------|------------|---------|
| 577 | 145 | 5 3/4" | SA |

578



tweezers for handling and assembly of cylindrical components Ø 2mm

| Order code | Lenght (mm) | Lenght (") | Version |
|------------|-------------|------------|---------|
| 578 | 120 | 4 3/4" | SA |

579



tweezers with angled tips, for handling and assembly of cylindrical components Ø 2mm

| Order code | Lenght (mm) | Lenght (") | Version |
|------------|-------------|------------|---------|
| 579 | 120 | 4 3/4" | SA |

580



tweezers for handling and assembly of flat components

| Order code | Lenght (mm) | Lenght (") | Version |
|------------|-------------|------------|---------|
| 580 | 120 | 4 3/4" | SA |

581



tweezers with ears for components extraction

| Order code | Lenght (mm) | Lenght (") | Version |
|------------|-------------|------------|---------|
| 581 | 120 | 4 3/4" | SA |

PC



tweezers for electrical connections

| Order code | Lenght (mm) | Lenght (") | Version |
|------------|-------------|------------|---------|
| PC | 90 | 3 1/2" | SA |

Tweezers with a length up to 165 mm - 6 2/4" can be supplied in kit of 6-8-12 pieces.

Tweezers *for wafer handling*



tweezers

3D



tweezers with three teeth for wafer handling

| Order code | Length (mm) | Length (") | Version |
|------------|-------------|------------|---------|
| 3D | 130 | 5 1/8" | SA |

3DT



tweezers with three teflon teeth for wafer handling

| Order code | Length (mm) | Length (") | Version |
|------------|-------------|------------|---------|
| 3DT | 130 | 5 1/8" | SA |

4D



tweezers with four teeth with flat lower tip for wafer handling

| Order code | Length (mm) | Length (") | Version |
|------------|-------------|------------|---------|
| 4D | 125 | 5" | SA |

4DW



tweezers with flat lower tip for wafer handling

| Order code | Length (mm) | Length (") | Version |
|------------|-------------|------------|---------|
| 4DW | 125 | 5" | SA |

5D



tweezers with five teeth with flat lower tip for wafer handling

| Order code | Length (mm) | Length (") | Version |
|------------|-------------|------------|---------|
| 5D | 125 | 5" | SA |

5DW



tweezers with flat lower tip for wafer handling

| Order code | Length (mm) | Length (") | Version |
|------------|-------------|------------|---------|
| 5DW | 130 | 5 1/8" | SA |

6D



tweezers with six teeth with flat lower tip for wafer handling

| Order code | Length (mm) | Length (") | Version |
|------------|-------------|------------|---------|
| 6D | 125 | 5" | SA |

6DWF



tweezers with six teeth with bent lower tip for wafer handling

| Order code | Length (mm) | Length (") | Version |
|------------|-------------|------------|---------|
| 6DWF | 125 | 5" | SA |

34A



tweezers with flat tips for handling of very small parts

| Order code | Length (mm) | Length (") | Version |
|------------|-------------|------------|---------|
| 34A | 120 | 4 3/4" | SA |

**35A**

tweezers for handling of flat parts like wafers and flat capacitors

| Order code | Lenght (mm) | Lenght (") | Version |
|------------|-------------|------------|---------|
| 35A | 120 | 4 3/4" | SA |

36A

tweezers for wafer handling with stop

| Order code | Lenght (mm) | Lenght (") | Version |
|------------|-------------|------------|---------|
| 36A | 120 | 4 3/4" | SA |

37S

tweezers for assembly of components, ideal for handling in vertical position

| Order code | Lenght (mm) | Lenght (") | Version |
|------------|-------------|------------|---------|
| 37S | 120 | 4 3/4" | SA |

85A

tweezers for wafer handling

| Order code | Lenght (mm) | Lenght (") | Version |
|------------|-------------|------------|---------|
| 85A | 120 | 4 3/4" | SA |

85C

tweezers for wafer handling

| Order code | Lenght (mm) | Lenght (") | Version |
|------------|-------------|------------|---------|
| 85C | 120 | 4 3/4" | SA |

85L

tweezers for wafer handling

| Order code | Lenght (mm) | Lenght (") | Version |
|------------|-------------|------------|---------|
| 85L | 120 | 4 3/4" | SA |

321

tweezers with large and rounded tips ideal for handling of wafers

| Order code | Lenght (mm) | Lenght (") | Version |
|------------|-------------|------------|---------|
| 321 | 120 | 4 3/4" | SA |

Tweezers with a length up to 165 mm - 6 2/4" can be supplied in kit of 6-8-12 pieces.

Tweezers *with reverse action*

OR

tweezers with fine tips and thin blades with reverse action

| Order code | Lenght (mm) | Lenght (") | Version |
|------------|-------------|------------|---------|
| OR | 115 | 4 1/2" | SA |



2AR



tweezers with rounded and flat tips for general purpose with reverse action

| Order code | Lenght (mm) | Lenght (") | Version |
|------------|-------------|------------|---------|
| 2AR | 120 | 4 3/4" | SA |

4R



tweezers with very fine and sharp tips with reverse action

| Order code | Lenght (mm) | Lenght (") | Version |
|------------|-------------|------------|---------|
| 4R | 110 | 4 1/4" | SA |

5AR



tweezers with very fine, sharp and oblique tips with reverse action

| Order code | Lenght (mm) | Lenght (") | Version |
|------------|-------------|------------|---------|
| 5AR | 115 | 4 1/2" | SA |

7R



tweezers with very fine and bent tips for easier grip in high density areas; with reverse action

| Order code | Lenght (mm) | Lenght (") | Version |
|------------|-------------|------------|---------|
| 7R | 115 | 4 1/2" | SA |

AAR



tweezers with strong gripping action; with reverse action

| Order code | Lenght (mm) | Lenght (") | Version |
|------------|-------------|------------|---------|
| AAR | 125 | 5" | SA |

102R



tweezers for handling of chips and SMD components; angled tips for fatigue reduction; with reverse action

| Order code | Lenght (mm) | Lenght (") | Version |
|------------|-------------|------------|---------|
| 102R | 120 | 4 3/4" | SA |

103R



tweezers with bent tips for handling of chips and SMD components; angled tips for fatigue reduction; with reverse action

| Order code | Lenght (mm) | Lenght (") | Version |
|------------|-------------|------------|---------|
| 103R | 120 | 4 3/4" | SA |

33



tweezers with reverse action, ideal to be used during soldering operations

| Order code | Lenght (mm) | Lenght (") | Version |
|------------|-------------|------------|---------|
| 33 | 150 | 6" | SA |

33A



tweezers with bent tips, with reverse action, ideal to be used during soldering operations

| Order code | Lenght (mm) | Lenght (") | Version |
|------------|-------------|------------|---------|
| 33A | 150 | 6" | SA |



Tweezers *for SMD*

38



tweezers with a hole on the tip, Ø 1mm, for handling of wires and small components

| Order code | Lenght (mm) | Lenght (") | Version |
|------------|-------------|------------|---------|
| 38 | 120 | 4 3/4" | SA |

40A



tweezers with a rhombus-shaped hole on its tip, for handling of wires and small components Ø 0.71mm

| Order code | Lenght (mm) | Lenght (") | Version |
|------------|-------------|------------|---------|
| 40A | 120 | 4 3/4" | SA |

102



tweezers for handling of chips and SMD components; angled tips for fatigue reduction

| Order code | Lenght (mm) | Lenght (") | Version |
|------------|-------------|------------|---------|
| 102 | 120 | 4 3/4" | SA |

102R



tweezers for handling of chips and SMD components; angled tips for fatigue reduction; with reverse action

| Order code | Lenght (mm) | Lenght (") | Version |
|------------|-------------|------------|---------|
| 102R | 120 | 4 3/4" | SA |

103



tweezers with bent tips for handling of chips and SMD components; angled tips for fatigue reduction

| Order code | Lenght (mm) | Lenght (") | Version |
|------------|-------------|------------|---------|
| 103 | 120 | 4 3/4" | SA |

103R



tweezers with bent tips for handling of chips and SMD components; angled tips for fatigue reduction; with reverse action

| Order code | Lenght (mm) | Lenght (") | Version |
|------------|-------------|------------|---------|
| 103R | 120 | 4 3/4" | SA |

104



tweezers for handling of SMD components

| Order code | Lenght (mm) | Lenght (") | Version |
|------------|-------------|------------|---------|
| 104 | 120 | 4 3/4" | SA |

105



tweezers for handling of SMD components; bent tips

| Order code | Lenght (mm) | Lenght (") | Version |
|------------|-------------|------------|---------|
| 105 | 120 | 4 3/4" | SA |

106



tweezers for handling of SMD components

| Order code | Lenght (mm) | Lenght (") | Version |
|------------|-------------|------------|---------|
| 106 | 120 | 4 3/4" | SA |



107

tweezers for handling of SMD components; hole in the tips \varnothing 0.75mm

| Order code | Length (mm) | Length (") | Version |
|------------|-------------|------------|---------|
| 107 | 120 | 4 3/4" | SA |

108



tweezers for handling of SMD components

| Order code | Length (mm) | Length (") | Version |
|------------|-------------|------------|---------|
| 108 | 120 | 4 3/4" | SA |

109



tweezers for handling of SMD components

| Order code | Length (mm) | Length (") | Version |
|------------|-------------|------------|---------|
| 109 | 120 | 4 3/4" | SA |

110



tweezers for handling of SMD components

| Order code | Length (mm) | Length (") | Version |
|------------|-------------|------------|---------|
| 110 | 120 | 4 3/4" | SA |

111



tweezers for handling of SMD components

| Order code | Length (mm) | Length (") | Version |
|------------|-------------|------------|---------|
| 111 | 120 | 4 3/4" | SA |

Tweezers with a length up to 165 mm - 6 2/4" can be supplied in kit of 6-8-12 pieces.

Tweezers *for jeweller's*

33



tweezers with reverse action, ideal to be used during soldering operations

| Order code | Length (mm) | Length (") | Version |
|------------|-------------|------------|---------|
| 33 | 150 | 6" | SA |

33A



tweezers with bent tips, with reverse action, ideal to be used during soldering operations

| Order code | Length (mm) | Length (") | Version |
|------------|-------------|------------|---------|
| 33A | 150 | 6" | SA |

AA



tweezers with strong gripping action. ESD version available.

| Order code | Length (mm) | Length (") | Version |
|------------|-------------|------------|---------|
| AA | 150 | 6" | SA |



WI



tweezers with flat strong tips suitable for the jewellery's works, stainless steel

| Order code | Lenght (mm) | Lenght (") | Version |
|------------|-------------|------------|---------|
| WI | 150 | 6" | INOX |

233



tweezers internally serrated and strong gripping action

| Order code | Lenght (mm) | Lenght (") | Version |
|------------|-------------|------------|---------|
| 233 | 160 | 6 1/4" | SA |

19P



tweezers for assembly, serrated internally on tips and externally on handles. Same as 19 but with bent tips

| Order code | Lenght (mm) | Lenght (") | Version |
|------------|-------------|------------|---------|
| 19P | 160 | 6 1/4" | SA |

00



tweezers with flat and thick tips for general purpose. ESD version available.

| Order code | Lenght (mm) | Lenght (") | Version |
|------------|-------------|------------|---------|
| 00 | 120 | 4 3/4" | SA |

Tweezers with a length up to 165 mm - 6 2/4" can be supplied in kit of 6-8-12 pieces.







For other products related to jeweller's area please visit our website www.piergiacomini.com or ask for the specific documentation at piergiacomini@piergiacomini.com

ESD tweezers.








Available models: 0, 00, 00D, 1, 2, 2A, 3, 3C, 5, 7, 7A, AA




Precision screwdrivers *slot*

| Order code | Esd order code | tip | Dimensions (mm) | Total length (mm) | Blade (Ømm) |
|------------|----------------|---|-----------------|-------------------|-------------|
| PG1-0 | PG1-0 D |  | 1.2x60 | 160 | 2.5 |
| PG1-1 | PG1-1 D |  | 1.5x60 | 160 | 2.5 |
| PG1-2 | PG1-2 D |  | 1.8x60 | 160 | 2.5 |
| PG1-3 | PG1-3 D |  | 2.5x75 | 175 | 2.5 |
| PG1-4 | PG1-4 D |  | 3.0x100 | 200 | 3.0 |
| PG1-5 | PG1-5 D |  | 3.0x150 | 250 | 3.0 |








Precision screwdrivers *phillips*

| Order code | Esd order code | tip | Dimensions (mm) | Total length (mm) | Blade (Ømm) |
|------------|----------------|---|-----------------|-------------------|-------------|
| PG2-0 | PG2-0 D |  | PH-000 2.5x60 | 160 | 2.5 |
| PG2-1 | PG2-1 D |  | PH-00 2.5x60 | 160 | 2.5 |
| PG2-1/75 | PG2-1/75 D |  | PH-00 2.5x75 | 175 | 2.5 |
| PG2-2 | PG2-2 D |  | PH-0 3.0x60 | 160 | 3.0 |
| PG2-2/75 | PG2-2/75 D |  | PH-0 3.0x75 | 175 | 3.0 |
| PG2-2/100 | PG2-2/100 D |  | PH-0 3.0x100 | 200 | 3.0 |
| PG2-2/150 | PG2-2/150 D |  | PH-0 3.0x150 | 250 | 3.0 |




Precision screwdrivers *pozdriv*

| Order code | Esd order code | tip | Dimensions (mm) | Total length (mm) | Blade (Ømm) |
|------------|----------------|---|-----------------|-------------------|-------------|
| PG3-0 | PG3-0 D |  | PZ-0 3.0x60 | 160 | 3.0 |

Precision screwdrivers *torx*





| Order code | Esd order code | tip | Dimensions (mm) | Total length (mm) | Blade (Ømm) |
|------------|----------------|---|-----------------|-------------------|-------------|
| PG4-0X | PG4-0X D |  | T5x50 | 150 | 3.5 |
| PG4-0 | PG4-0 D |  | T6x50 | 150 | 3.5 |
| PG4-1 | PG4-1 D |  | T7x50 | 150 | 3.5 |
| PG4-2 | PG4-2 D |  | T8x60 | 160 | 3.5 |
| PG4-3 | PG4-3 D |  | T9x60 | 160 | 3.5 |
| PG4-4 | PG4-4 D |  | T10x60 | 160 | 3.5 |
| PG4-5 | PG4-5 D |  | T15x60 | 160 | 3.5 |

Precision screwdrivers *tamper resistant*

| Order code | Esd order code | tip | Dimensions (mm) | Total length (mm) | Blade (Ømm) |
|------------|----------------|---|-----------------|-------------------|-------------|
| PG5-0X | PG5-0X D |  | TR5x50 | 150 | 3.5 |
| PG5-0 | PG5-0 D |  | TR6x50 | 150 | 3.5 |
| PG5-1 | PG5-1 D |  | TR7x50 | 150 | 3.5 |





| | | | | | |
|--------------|----------------|---|---------|-----|-----|
| PG5-2 | PG5-2 D |  | TR8x60 | 160 | 3.5 |
| PG5-3 | PG5-3 D |  | TR9x60 | 160 | 3.5 |
| PG5-4 | PG5-4 D |  | TR10x60 | 160 | 3.5 |
| PG5-5 | PG5-5 D |  | TR15x60 | 160 | 3.5 |

ESD VERSION



All screwdrivers can be supplied both in the normal or ESD version. Different colour of handles available as well according on customer's request.

Precision screwdrivers *displays*

ESP 42



ESP 42: Carton display containing 42 screwdrivers

(PG2-0; PG2-1; PG2-2; PG3-0; PG4-0; PG4-1; PG4-2)


ESP 36



ESP 36: Carton display containing 36 screwdrivers

(IT CONTAINS items: PG1-0/1/2/3/4/5).


BPG7-1



BPG7-1: Wallet for 7 screwdrivers up to customer choice.

Dimensions 22 x 28 cm.

BPG7-2



BPG7-2: Wallet for 7 screwdrivers up to customer choice.

Dimensions 28 x 28 cm.

Suitable also for longer screwdrivers such as PG1-5 or PG 2-2/100.

BPG6-1



BPG6-1: Wallet for 6 screwdrivers up to customer choice

BLISTERPACK FOR SCREWDRIVERS



BLISTERPACK: blisterpack for 7 precision screwdrivers at customer choice.

APGIR



APGIR: Plastic hook for single screwdriver; different colours available

Soldering and desoldering accessories

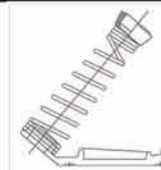


PS..M..GR..



Soldering iron support comprising base (PS), spring (M..) and ferrule (GR..)

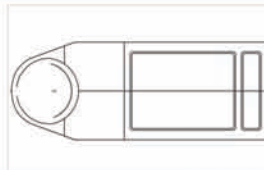
With sponge included.



PS



Universal aluminium base. Tip cleaning sponge included.



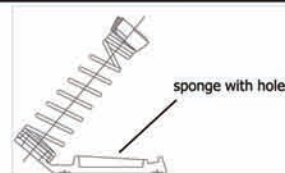
SNPFPS



Cleaning sponge with hole for aluminium base PS

Standard: dimensions 60x50mm

Extra: dimensions 70x54mm



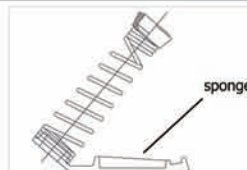
SNPPS



Cleaning sponge for aluminium base PS

Standard: dimensions 60x50mm

Extra: dimensions 70x54mm

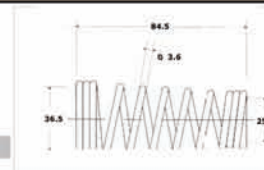


MCC



very short black phosphated spring.

| Length (mm) | Large side diameter (mm) | Small side diameter (mm) | Wire(Ø mm) |
|-------------|--------------------------|--------------------------|------------|
| 84.5 | 36.5 | 25.2 | 3.6 |




MC



short black phosphated spring.

| Length (mm) | Large side diameter (mm) | Small side diameter (mm) | Wire(Ø mm) |
|-------------|--------------------------|--------------------------|------------|
| 104 | 36.5 | 25.2 | 3.6 |

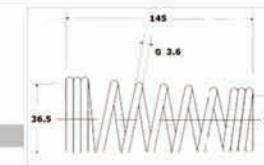


ML



long black phosphated spring.

| Length (mm) | Large side diameter (mm) | Small side diameter (mm) | Wire(Ø mm) |
|-------------|--------------------------|--------------------------|------------|
| 145 | 36.5 | 25.2 | 3.6 |

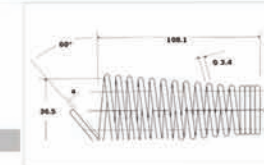


MG



nickel-plated spring with hook.

| Length (mm) | Large side diameter (mm) | Small side diameter (mm) | Wire(Ø mm) |
|-------------|--------------------------|--------------------------|------------|
| 108.1 | 36.5 | 25.2 | 3.4 |

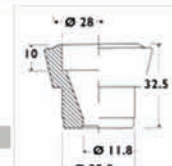


GR1



ferrule for soldering iron support.

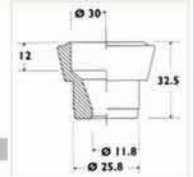
| Height | Upper hole (Ø mm) | Lower hole (Ø mm) | Lower edge(Ø mm) | Upper edge height (mm) |
|--------|-------------------|-------------------|------------------|------------------------|
| 32.5 | 28 | 11.8 | 25.8 | 10 |



**GR2**

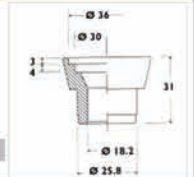
ferrule for soldering iron support.

| Height | Upper hole (Ø mm) | Lower hole (Ø mm) | Lower edge(Ø mm) | Upper edge height (mm) |
|--------|-------------------|-------------------|------------------|------------------------|
| 32.5 | 30 | 11.8 | 25.8 | 12 |

**GR3**

ferrule for soldering iron support.

| Height | Upper hole (Ø mm) | Lower hole (Ø mm) | Lower edge(Ø mm) | Upper edge height (mm) |
|--------|-------------------|-------------------|------------------|------------------------|
| 31 | 30-36 | 18.2 | 25.8 | 3-4 |

**GR4**

ferrule for soldering iron support.

| Height | Upper hole (Ø mm) | Lower hole (Ø mm) | Lower edge(Ø mm) | Upper edge height (mm) |
|--------|-------------------|-------------------|------------------|------------------------|
| 31 | 18.4-30-36 | 18.2 | 25.8 | 3-4 |

**GR5**

ferrule for soldering iron support.

| Height | Upper hole (Ø mm) | Lower hole (Ø mm) | Lower edge(Ø mm) | Upper edge height (mm) |
|--------|-------------------|-------------------|------------------|------------------------|
| 31 | 33 | 11.8 | 25.8 | 12 |

**PD UNIVERSAL**

a tool for sucking away the residual solder during desoldering operations; (length 215mm)

PD UNIVERSAL D

ESD tool for sucking away the residual solder during desoldering operations; (length 215mm)

PD 03

a tool for sucking away the residual solder during desoldering operations; same as PD UNIVERSAL D but shorter; (length 201mm)

PD 03 D

ESD tool for sucking away the residual solder during desoldering operations; same as PD UNIVERSAL D but shorter; (length 201mm)

DS 2500

Solder dispenser with guiding tube that keeps the working area tidy and reduces solder waste. It is possible to add a second reel using the optional device DS-2500-AB. In the back of the dispenser it is possible to insert different hand tools to be used by the operator while soldering (such as soldering pump, tweezers, pliers or screwdrivers)

Forming systems



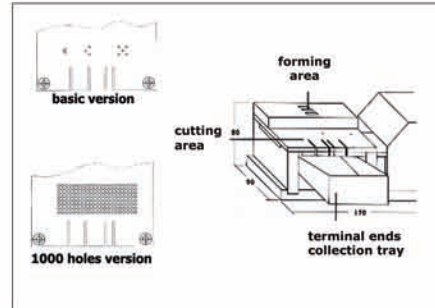
forming system

2000 S STANDARD VERSION



2000S is a pneumatic machine for the forming and cutting (standard height 3mm) of untaped electronic component terminals. 2000 S is supplied with a further cutting mask (1.5mm height). Several forming masks are available on request.

Holes diameter: 1.2
Eyelet diameter: 1.0



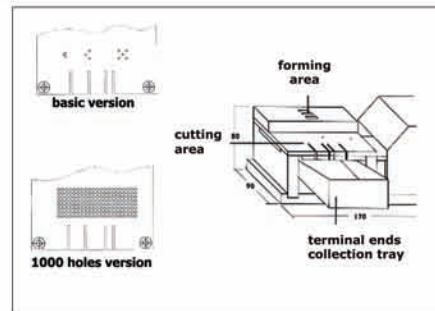
| Order code | Cutting capacity comp/h | Holes diameter Ø mm | Eyelet diameter Ø mm | Weight (gr) | Dimensions |
|------------------------|-------------------------|---------------------|----------------------|-------------|------------|
| 2000S STANDARD VERSION | 1000-1500 | 1.2 | 1.0 | 4.0 | 170x90x80 |

2000 S 1000 HOLES VERSION



2000S is a pneumatic machine for the forming and cutting (standard height 3mm) of untaped electronic component terminals. 2000 S is supplied with a further cutting mask (1.5mm height). Several forming masks are available on request.

Holes diameter: 1.2
Eyelet diameter: 1.0



| Order code | Cutting capacity comp/h | Holes diameter Ø mm | Eyelet diameter Ø mm | Weight (gr) | Dimensions |
|--------------------------|-------------------------|---------------------|----------------------|-------------|------------|
| 2000S 1000 HOLES VERSION | 1000-1500 | 1.2 | 1.0 | 4.0 | 170x90x80 |

2000 SE STANDARD VERSION

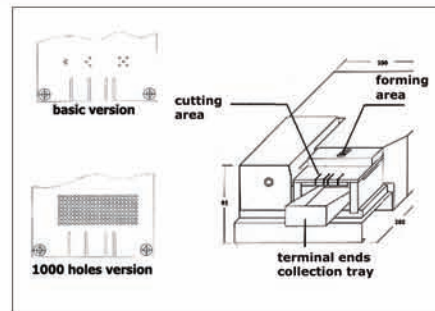


2000 SE is an electric machine for the forming and cutting (standard height 3mm) of untaped electronic component terminals. 2000 SE is supplied with a further cutting mask (1.5mm height). Several forming masks are available on request.

Holes diameter: 1.2
Eyelet diameter: 1.0

Go to forming masks

This system is supplied with a IP 220V plug - plug adaptor with GP 220V/240V plug type.



| Order code | Cutting capacity comp/h | Holes diameter Ø mm | Eyelet diameter Ø mm | Weight (gr) | Dimensions |
|-------------------------|-------------------------|---------------------|----------------------|-------------|------------|
| 2000SE STANDARD VERSION | 1300-1800 | 1.2 | 1.0 | 10.0 | 200x280x95 |

2000 SE 1000HOLES VERSION

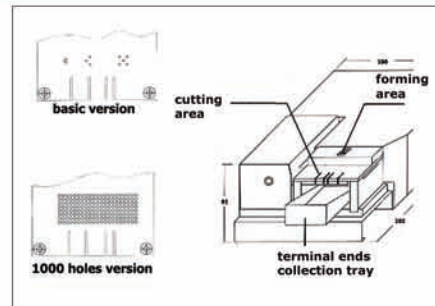


2000 SE is an electric machine for the forming and cutting (standard height 3mm) of untaped electronic component terminals. 2000 SE is supplied with a further cutting mask (1.5mm height). Several forming masks are available on request.

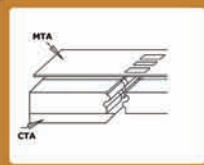
Holes diameter: 1.2
Eyelet diameter: 1.0

Go to forming masks

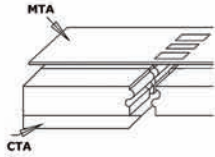
This system is supplied with a IP 220V plug - plug adaptor with GP 220V/240V plug type.



| Order code | Cutting capacity comp/h | Holes diameter Ø mm | Eyelet diameter Ø mm | Weight (gr) | Dimensions |
|---------------------------|-------------------------|---------------------|----------------------|-------------|------------|
| 2000SE 1000 HOLES VERSION | 1300-1800 | 1.2 | 1.0 | 10.0 | 200x280x95 |

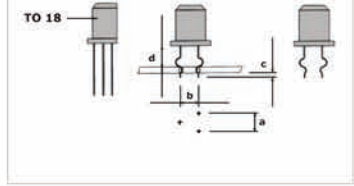


PREF A - TO 18



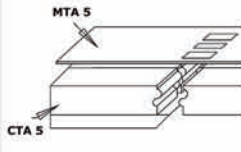
It forms and cuts 2.54 pitch transistors. It is possible to increase the D measure by spacing the MTA mask

* The "c" value is referred to boards of 1.5mm thickness



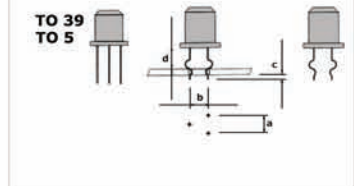
| Order code | a (mm) | b (mm) | c* (mm) | d (mm) |
|----------------|--------|--------|---------|--------|
| PREF A - TO 18 | 2.54 | 1.27 | 1.40 | 4.00 |

PREF A5 - TO 39 - TO5



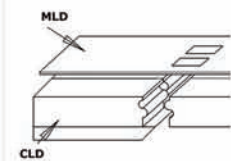
It forms and cuts 5.08 pitch transistors. It is possible to increase the D measure by spacing the MTA5 mask

* The "c" value is referred to boards of 1.5mm thickness



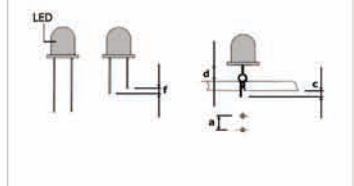
| Order code | a (mm) | b (mm) | c* (mm) | d (mm) |
|-----------------------|--------|--------|---------|--------|
| PREF A5 - TO 39 - TO5 | 5.08 | 2.54 | 1.40 | 4.00 |

PREF B - LED



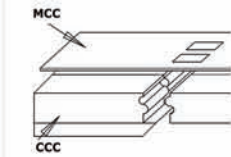
It forms and cuts 2.54 pitch led with the MLD mask, or 5.08 pitch led with the MCC mask. It is possible to increase the D measure by spacing the MLD or the MCC masks

* The "c" value is referred to boards of 1.5mm thickness



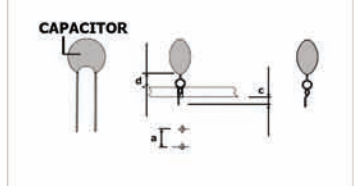
| Order code | a (mm) | c* (mm) | d (mm) | f (mm) |
|--------------|-------------|-----------------|--------|--------|
| PREF B - LED | 2.54 - 5.08 | 1.40 short side | 3.50 | 0.60 |

PREF C - CAPACITOR



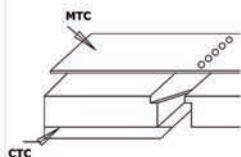
It forms and cuts the leds of 5.08 pitch capacitors. It is possible to increase the D measure by spacing the MCC mask

* The "c" value is referred to boards of 1.5mm thickness



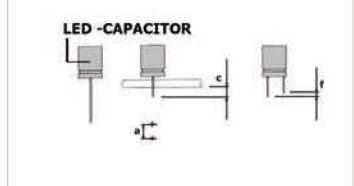
| Order code | a (mm) | c* (mm) | d (mm) |
|------------------|--------|---------|--------|
| PREF C-CAPACITOR | 5.08 | 2.00 | 3.50 |

PREF D - LED/CAPACITOR



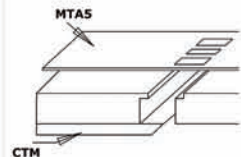
For cutting leds and capacitors when polarity needs to be distinguished. It is possible to increase the C measure by spacing the MTC mask

* The "c" value is referred to boards of 1.5mm thickness



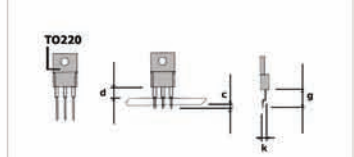
| Order code | a (mm) | c* (mm) | d (mm) |
|----------------------|--------|----------------------|--------|
| PREF D-LED/CAPACITOR | 2.54 | 1.50-4.50 short side | 0.6 |

PREF E - TO220

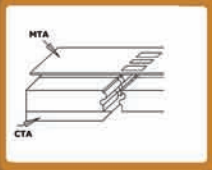


It forms and cuts the leds of TO 220 components. It is possible to increase the D and the G measures by spacing the MTA5 mask

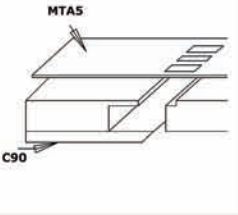
* The "c" value is referred to boards of 1.5mm thickness



| Order code | c* (mm) | d (mm) | k (mm) | g (mm) |
|--------------|---------|--------|--------|--------|
| PREF E-TO220 | 1.50 | 4.00 | 2.54 | 7.00 |

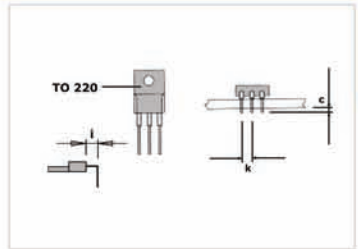


PREF F - TO220



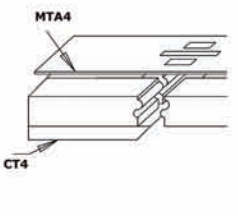
It forms at 90°angle and cuts the leds of TO 220 components, leds and capacitors. It is possible to increase the I measure by spacing the MTA5 mask

* The "c" value is referred to boards of 1.5mm thickness



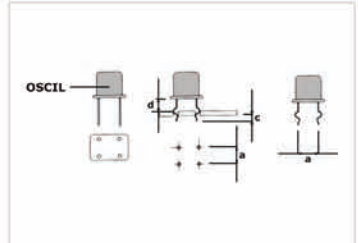
| Order code | c* (mm) | i (mm) | k (mm) |
|----------------|---------|--------|--------|
| PREF F - TO220 | 1.50 | 2.50 | 2.54 |

PREF G - OSCILLATOR



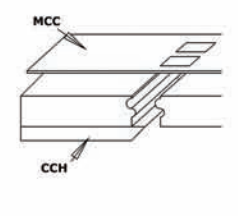
It forms and cuts oscillators. It is possible to increase the D measure by spacing the MTA4 mask

* The "c" value is referred to boards of 1.5mm thickness



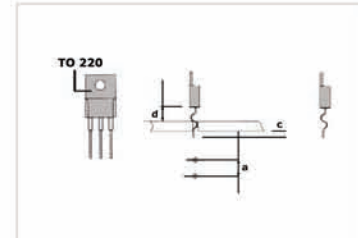
| Order code | a (mm) | c* (mm) | d (mm) |
|---------------------|-----------|---------|--------|
| PREF G - OSCILLATOR | 5.08-7.62 | 1.50 | 4.00 |

PREF H - TO220 / CAPACITOR/LED



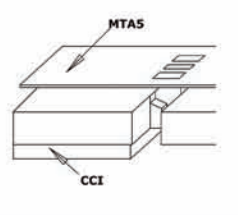
It forms and cuts 2.54 pitch led with the MLD mask, or 5.08 pitch led with the MCC mask. It is possible to increase the D measure by spacing the MLD or the MCC masks

* The "c" value is referred to boards of 1.5mm thickness

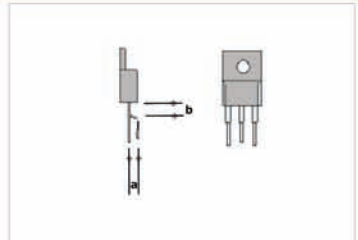


| Order code | a (mm) | c *(mm) | d (mm) |
|----------------------------|-------------------|---------|--------|
| PREF H-TO220/CAPACITOR/LED | TO 220 conden led | 1.40 | 4.00 |

PREF I - TO220

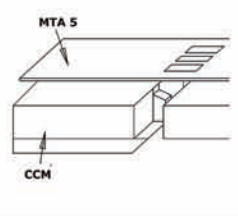


Special forming mask for the forming of TO 220 and TO 247. 2.54mm pitch of the central lead



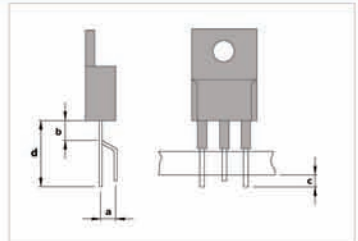
| Order code | a (mm) | b (mm) |
|----------------|--------|--------|
| PREF I - TO220 | 2.54 | 3.00 |

PREF M - TO220



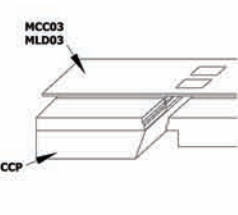
Special forming mask for the forming of TO 220. 2.54mm shift of the centre lead

* The "c" value is referred to boards of 1.5mm thickness



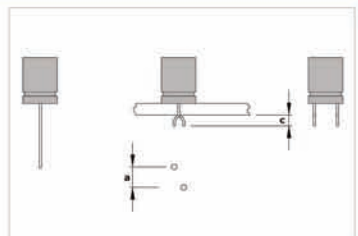
| Order code | a (mm) | b (mm) | c* (mm) | d (mm) |
|----------------|--------|--------|---------|--------|
| PREF M - TO220 | 2.54 | 3.00 | 2.00 | 7.50 |

PREF P - LED OR CAPACITOR



It forms and cuts leds and capacitors, 2.54 pitch with MLD03 mask or 5.08 pitch with MCC03 mask

* The "c" value is referred to boards of 1.5mm thickness



| Order code | a (mm) | c* (mm) |
|---------------------------|-----------|---------|
| PREF P - LED OR CAPACITOR | 2.54-5.08 | 1.50 |

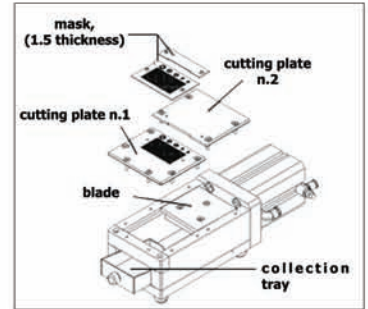


Cutting equipment

MMP10



MMP 10 is a pneumatic machine designed to cut different untaped components (transistor, led, capacitor, resistor, etc.) Standard cut is 3mm, but it can be modified increasing the thickness by means of the mask included (1.5 mm height). Diameter of components leads the machine can cut goes from 0.3 to 1.3mm for a maximum number of 60 leads at the same time. It can cut diameters up to 2.5mm with a customized mask.
Cutting capacity comp/hour 3000

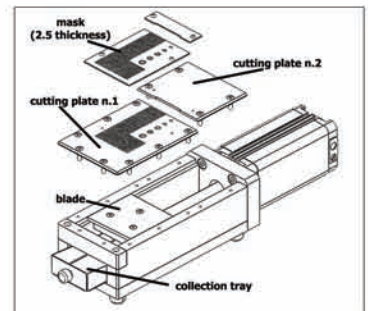


| Order code | dimensions (LxDxH) cm | weight (kg) | working area |
|------------|-----------------------|-------------|--------------|
| MMP10 | 28x10x7.8 | 6.5 | 51x43 |

MMP15



MMP 15 is a pneumatic machine designed to cut different untaped components (transistor, led, capacitor, resistor, etc.). Similar to MMP10 but with a bigger run. Standard cut is 3mm, but it can be modified increasing the thickness by means of the mask included (height 1.5mm). Diameter of components leads the machine can cut goes from 0.3 to 1.3mm for a maximum number of 60 leads at the same time. It can cut diameters up to 2.5mm with a customized mask.
Cutting capacity comp/hour 3000.



| Order code | dimensions (LxDxH) cm | weight (kg) | working area |
|------------|-----------------------|-------------|--------------|
| MMP15 | 38x10x7.8 | 7.8 | 51x93 |

Crimping equipment

MMP 20



The MMP20 is an electric machine, CE approved, designed for the crimping of several STOCKO terminals

| | |
|--------------------|-------------------|
| MTL1 6670 terminal | from 1 to 12 path |
| MTL1 6690 terminal | from 1 to 12 path |
| MTL1 6710 terminal | from 1 to 12 path |
| MFMP 9290 terminal | from 2 to 12 path |
| MFMP 9261 terminal | from 2 to 12 path |
| MFMP 9271 terminal | from 2 to 12 path |

| Order code | dimensions (LxDxH) cm | weight (kg) |
|------------|-----------------------|-------------|
| MMP20 | 305x325x120 | 9.5 |

MMP 25



The MMP25 is an electric machine, CE approved, designed for the crimping of several STOCKO terminals

| | |
|---------------------------|-------------------|
| Connector RFK 25-RAST 2.5 | with 2.5mm pitch |
| Connector MFMP 7234 | from 2 to 20 path |
| Connector MFMP 7236 | from 2 to 20 path |
| Connector MFMP 7238 | from 2 to 20 path |
| Connector MFMP 7239 | from 2 to 20 path |
| Connector RAST 2.5 | with 5mm pitch |
| Connector MFMP 7260 | from 2 to 12 path |
| Connector MFMP 7262 | from 2 to 12 path |

| Order code | dimensions (LxDxH) cm | weight (kg) |
|------------|-----------------------|-------------|
| MMP25 | 305x325x120 | 9.5 |

Depaneling-scoring systems



DP SERIES: manual depaneling pliers



A manual depaneling tool to separate larger sheets of multiple PCB panels in a quick, economic and safe way, leaving well finished cut surfaces; maximum length of the isthmus (tab) must not exceed 2.5 mm.

ESD-safe handles version available.

Maximum PCB thickness 2mm; minimum distance isthmus 16mm; maximum cutting force 7kg

| order code | ESD order code | blade thickness mm (") | cutting force (kg) |
|------------|----------------|------------------------|--------------------|
| DP 15 N | DP 15 N D | 1.5 (.059") | 3 |
| DP 18 N | DP 18 N D | 1.8 (.070") | 3 |
| DP 20 N | DP 20 N D | 2.0 (.078") | 3 |
| DP 23 N | DP 23 N D | 2.3 (.090") | 7 |
| DP 24 N | DP 24 N D | 2.4 (.094") | 7 |
| DP 25 N | DP 25 N D | 2.5 (.098") | 7 |

DPP SERIES: pneumatic depaneling tools



Pneumatic depaneling tool. The DPP is suitable for the quick, economic and secure separation of PCBs, leaving the cut edges well finished. The interchangeability of the blades, made from special steel in various thicknesses, enable it to satisfy all customer requirements. (Isthmus length 1÷3 mm)

Maximum PCB thickness 1,6mm; minimum distance isthmus 11mm; maximum cutting force 80kg

| order code | ESD order code | blade thickness mm (") | Spare part - central blade |
|------------|----------------|------------------------|----------------------------|
| DPP 20 N | DPP 20 N D | 2.0 (.078") | L20 - 2.0 mm (.078") |
| DPP 23 N | DPP 23 N D | 2.3 (.090") | L23 - 2.3 mm (.090") |
| DPP 24 N | DPP 24 N D | 2.4 (.094") | L24 - 2.4 mm (.094") |
| DPP 25 N | DPP 25 N D | 2.5 (.098") | L25 - 2.5 mm (.098") |

SDP



"DPP TANDEM" Depaneling system from 1 to 5 pneumatic heads and blades of: 2-2.3-2.4-2.5 mm

PCB specifications when you use DPP TANDEM:

MAX PCB THICKNESS: 1.6mm

BLADE THICKNESS: 2.5 – 2.4 –2.3- 2 mm

ISTHMUS: 1÷3 mm – Tol. 0 +0.1 mm

MAX N° OF HEADS: 5

MIN DISTANCE BETWEEN TWO HEADS: 55 mm

MAX DISTANCE BETWEEN TWO HEADS: 425 mm

How to order: SDP-...-ST-... SDP - heads number (from 1 to 5) - ST - blade thickness (2.5; 2.4; 2.3; 2)

it is possible to use also the "T" blade: Cutting force 140 kg

DPB



"DPP MONO" Depaneling system with 1 pneumatic head

PCB specifications when you use DPP MONO:

MAX PCB THICKNESS: 1.6mm

BLADE THICKNESS: 2.5 – 2.4 –2.3- 2 mm

ISTHMUS: 1÷3 mm

Cutting force 190 kg

minimum distance isthmus 13mm;

To change the cutting blade, it is needed to change only the single blade: SDP-...LT.. or SDP-...LTT

How to order:


DPB-1-ST... blade thickness (2.5; 2.4; 2.3; 2) specifying also the type of blade.

The DPB is supplied with the "L" blade but it is possible to order also the "T" blade as shown in the picture.



Depaneling-scoring systems

DPF



The DPF is a manual depaneling system able to solve needs of depaneling of small series where the use of an hand-tools could aggravate the product of an excessive labour and where the use of an automatic depaneling would not justify the cost of amortization.

- doesn't submit mounted components (not even those mounted close to isthmus) to any stress
- very easy to manage also for not trained workers
- low manual strength is needed
- suitable to be used even with boards mounting components sensitive to electrostatic charges
- vacuum system makes perfectly clean the whole depaneling operation

SMA 10



SMA10 is a machine designed to separate Printed Circuit Boards previously scored. It works either on traditional materials like CEM1 and FR4 as well as on Aluminium substrates (MCPCB). SMA10 can depanel both short and long boards bare or populated (maximum component height is 32 mm). The alignment system allows three degrees of regulation. The height of the reference plan in relation to the cutting tool. Then a sharp guide allows to easily position the scored line aligned with the cutting tool and finally a mechanical reference assures the correct positioning of the panel. The sharp guide can be easily adjusted to compensate different scoring depth. After the separation, the separated panel remains on a different plane also adjustable in height to allow a good positioning even in case of panels with components on both sides. The cutting tools have a diameter of 125 mm and the lower tool is motorized with controlled speed adjustable from 0 to 100 rpm. The upper tool can be controlled in height, thus controlling the distance from the lower tool and adapt to different material thicknesses.

DPA 100



DPA100 is a semi-automatic depaneling system.

Using a vertical milling cutter this system allows to cut isthmus in any direction, following linear or circular lines. DPA100 functioning is performed by a Personal Computer which manages: PLC which manages machine's digital input and output spindle positioning control system an high resolution USB camera for the self learning of jobs and other activities PC works on Microsoft Windows XP (or higher) using therefore and user friendly interface. DPA100 allows to pass to a new job in a quick and easy thanks to the simple self learning software.

DPA 1000



DPA1000 is an automatic depaneling system. Using a vertical milling cutter this system allows to cut isthmus in any direction, following linear or circular lines. DPA1000 functioning is performed by a Personal Computer which manages:

- PLC which manages machine's digital input and output
 - spindle positioning control system
 - an Inverter for cutting speed control
 - an high resolution USB camera for the self learning of jobs and other activities
- PC works on Microsoft Windows XP (or higher) using therefore and user friendly interface. DPA1000 allows to pass to a new job in a quick and easy thanks to the simple self learning software. Furthermore, thanks to the double work table, it is possible to reduce the circuits upload and download time increasing productivity. For small production, this feature allows to work on different circuits at the same time.

ALPHABETICAL INDEX

| | |
|------------|-------|
| 0 SA | PG 52 |
| 0 SA-ESD | PG 52 |
| 00 SA | PG 55 |
| 00 SA-ESD | PG 55 |
| 00B SA | PG 55 |
| 00C SA | PG 55 |
| 00D SA | PG 55 |
| 00D SA-ESD | PG 55 |
| 0A SA | PG 52 |
| 0C10 SA | PG 52 |
| 0C11 SA | PG 52 |
| 0C9 SA | PG 52 |
| 0R SA | PG 62 |
| 1 SA | PG 52 |
| 1 SA-ESD | PG 52 |
| 102 SA | PG 64 |
| 102R SA | PG 64 |
| 103 SA | PG 64 |
| 103R SA | PG 64 |
| 104 SA | PG 64 |
| 105 SA | PG 64 |
| 106 SA | PG 64 |
| 107 SA | PG 65 |
| 108 SA | PG 65 |
| 109 SA | PG 65 |
| 11 Nickel | PG 57 |
| 110 SA | PG 65 |
| 110N Nylon | PG 57 |
| 111 SA | PG 65 |
| 12 Nickel | PG 57 |
| 13S SA | PG 56 |
| 15 Carbon | PG 57 |
| 150/1.5 SA | PG 59 |
| 150/3 SA | PG 59 |
| 151 SA | PG 59 |
| 15A | PG 58 |
| 15AC | PG 58 |
| 15AP | PG 58 |
| 18 SA | PG 58 |
| 19 SA | PG 56 |
| 19P SA | PG 56 |
| 2 SA | PG 52 |
| 2 SA-ESD | PG 52 |
| 2000 S | PG 71 |
| 2000 S M | PG 71 |
| 2000 SE | PG 71 |
| 2000 SE M | PG 71 |
| 231 SA | PG 55 |
| 232 SA | PG 57 |
| 233 SA | PG 57 |
| 26 SA | PG 55 |
| 27 SA | PG 55 |
| 29D/16 SA | PG 58 |
| 29D/22 SA | PG 58 |
| 29D/28 SA | PG 58 |
| 2A SA | PG 55 |
| 2A SA-ESD | PG 55 |
| 2AB SA | PG 54 |
| 2AR SA | PG 63 |
| 2AT SA | PG 57 |
| 3 SA | PG 52 |
| 3 SA-ESD | PG 52 |
| 30D/16 SA | PG 59 |
| 30D/22 SA | PG 59 |
| 30D/28 SA | PG 59 |
| 31D/28 SA | PG 59 |
| 31D/40 SA | PG 59 |
| 321 SA | PG 62 |
| 33 SA | PG 63 |
| 33A SA | PG 63 |
| 34A SA | PG 61 |
| 35A SA | PG 62 |
| 36A SA | PG 62 |
| 37S SA | PG 62 |
| 38 SA | PG 64 |
| 3C SA | PG 52 |
| 3C SA-ESD | PG 52 |
| 3D SA | PG 61 |
| 3DT SA | PG 61 |
| 4 SA | PG 53 |
| 40A SA | PG 64 |
| 4A SA | PG 53 |
| 4D SA | PG 61 |
| 4DW SA | PG 61 |
| 4R SA | PG 63 |
| 5 SA | PG 53 |
| 5 SA-ESD | PG 53 |
| 51S SA | PG 54 |
| 571 SA | PG 59 |
| 572 SA | PG 59 |
| 573 SA | PG 59 |
| 574 SA | PG 60 |
| 575 SA | PG 60 |
| 577 SA | PG 60 |
| 578 SA | PG 60 |
| 579 SA | PG 60 |
| 580 SA | PG 60 |
| 581 SA | PG 60 |
| 5A SA | PG 54 |
| 5AR SA | PG 63 |
| 5B SA | PG 53 |
| 5C SA | PG 53 |
| 5D SA | PG 61 |
| 5DW SA | PG 61 |
| 6 SA | PG 58 |
| 62A SA | PG 59 |
| 65A SA | PG 54 |

| | |
|----------------|-------|
| 6D SA | PG 61 |
| 6DWF SA | PG 61 |
| 7 SA | PG 54 |
| 7 SA-ESD | PG 54 |
| 7A SA | PG 54 |
| 7A SA-ESD | PG 54 |
| 7B SA | PG 54 |
| 7E SA | PG 54 |
| 7R SA | PG 63 |
| 8 SA | PG 58 |
| 85A SA | PG 62 |
| 85C SA | PG 62 |
| 85L SA | PG 62 |
| A SA | PG 55 |
| AA SA | PG 56 |
| AA SA-ESD | PG 56 |
| AAR SA | PG 63 |
| AC SA | PG 56 |
| C3 SA | PG 56 |
| CCS-10-NB | PG 44 |
| CCS-11-NB | PG 44 |
| CCS-12-NB | PG 44 |
| CCS-13-NB | PG 44 |
| CCS-15-NB | PG 45 |
| CCS-18-NB | PG 45 |
| CHD-08 01 | PG 37 |
| CS 30 | PG 39 |
| CS 30 L | PG 39 |
| CS 30 X | PG 41 |
| CS 30 XZ | PG 41 |
| CSF 30 | PG 41 |
| CSF 30 S | PG 41 |
| CSO 30 | PG 39 |
| CSP 30 G | PG 42 |
| CSP 30 GL | PG 43 |
| CSP 30 GR | PG 43 |
| CSP 30.1 | PG 41 |
| CSP 30.2 | PG 42 |
| CSP 30.3 | PG 42 |
| CSP 30.5 | PG 39 |
| CSP 30.7 | PG 42 |
| CSP 30.8 | PG 42 |
| CSP 30.9 | PG 42 |
| D inox | PG 58 |
| DP 15 N | PG 75 |
| DP 18 N | PG 75 |
| DP 20 N | PG 75 |
| DP 23 N | PG 75 |
| DP 24 N | PG 75 |
| DP 25 N | PG 75 |
| DPA 100 | PG 76 |
| DPA 1000 | PG 76 |
| DPB | PG 75 |
| DPF | PG 76 |
| DPP 20 N | PG 75 |
| DPP 23 N | PG 75 |
| DPP 24 N | PG 75 |
| DPP 25 N | PG 75 |
| DS 2500 | PG 70 |
| EES-20 | PG 48 |
| F SA | PG 56 |
| GR1 | PG 69 |
| GR2 | PG 70 |
| GR3 | PG 70 |
| GR4 | PG 70 |
| GR5 | PG 70 |
| H SA | PG 56 |
| ITR 30 | PG 13 |
| ITR 30 58 | PG 13 |
| ITR 5000 | PG 14 |
| ITR 58 | PG 14 |
| ITR 58 R | PG 13 |
| ITRR 58 | PG 14 |
| ITRR 58 G | PG 13 |
| MC | PG 69 |
| MCC | PG 69 |
| MG | PG 69 |
| ML | PG 69 |
| MMP-10 | PG 74 |
| MMP-15 | PG 74 |
| MMP-20 | PG 74 |
| MMP-25 | PG 74 |
| P SA | PG 53 |
| P1 | PG 33 |
| P2 | PG 33 |
| PC SA | PG 60 |
| PCC 1 | PG 40 |
| PD 03 | PG 70 |
| PD 03 D | PG 70 |
| PD UNIVERSAL | PG 70 |
| PD UNIVERSAL D | PG 70 |
| PG1-0 | PG 67 |
| PG1-0 D | PG 67 |
| PG1-1 | PG 67 |
| PG1-1 D | PG 67 |
| PG1-2 | PG 67 |
| PG1-2 D | PG 67 |
| PG1-3 | PG 67 |
| PG1-3 D | PG 67 |
| PG1-4 | PG 67 |
| PG1-4 D | PG 67 |
| PG1-5 | PG 67 |
| PG1-5 D | PG 67 |
| PG2-0 | PG 67 |
| PG2-0 D | PG 67 |
| PG2-1 | PG 67 |
| PG2-1 D | PG 67 |

| | |
|-------------|-------|
| PG2-1/75 | PG 67 |
| PG2-1/75 D | PG 67 |
| PG2-2 | PG 67 |
| PG2-2 D | PG 67 |
| PG2-2/100 | PG 67 |
| PG2-2/100 D | PG 67 |
| PG2-2/150 | PG 67 |
| PG2-2/150 D | PG 67 |
| PG2-2/75 | PG 67 |
| PG2-2/75 D | PG 67 |
| PG3-0 D | PG 67 |
| PG3-0 | PG 67 |
| PG4-0 | PG 67 |
| PG4-0 D | PG 67 |
| PG4-0X | PG 67 |
| PG4-0X D | PG 67 |
| PG4-1 | PG 67 |
| PG4-1 D | PG 67 |
| PG4-2 | PG 67 |
| PG4-2 D | PG 67 |
| PG4-3 | PG 67 |
| PG4-3 D | PG 67 |
| PG4-4 | PG 67 |
| PG4-4 D | PG 67 |
| PG4-5 | PG 67 |
| PG4-5 D | PG 67 |
| PG5-0 | PG 67 |
| PG5-0 D | PG 67 |
| PG5-0X | PG 67 |
| PG5-0X D | PG 67 |
| PG5-1 | PG 67 |
| PG5-1 D | PG 67 |
| PG5-2 | PG 68 |
| PG5-2 D | PG 68 |
| PG5-3 | PG 68 |
| PG5-3 D | PG 68 |
| PG5-4 | PG 68 |
| PG5-4 D | PG 68 |
| PG5-5 | PG 68 |
| PG5-5 D | PG 68 |
| PLCC 32 | PG 46 |
| PLCC 44 | PG 46 |
| PLCC 52 | PG 46 |
| PLCC 68 | PG 47 |
| PLCC 84 | PG 47 |
| PN 20 M | PG 16 |
| PN 2001 | PG 16 |
| PN 2002 | PG 16 |
| PN 2002 M | PG 18 |
| PN 2002 PM | PG 21 |
| PN 2003 | PG 17 |
| PN 2004 | PG 17 |
| PN 2005 | PG 18 |
| PN 2006 | PG 18 |
| PN 2007 | PG 19 |
| PN 2008 | PG 19 |
| PN 2015 | PG 18 |
| PN 2016 | PG 18 |
| PN 2017 | PG 19 |
| PN 2018 | PG 19 |
| PN 5001 | PG 17 |
| PN 5002 | PG 17 |
| PN 5003 | PG 17 |
| PN 5004 | PG 17 |
| PN 5005 | PG 18 |
| PN 5006 | PG 19 |
| PN 5007 | PG 19 |
| PN 5008 | PG 20 |
| PN 5020 | PG 47 |
| PN 5025 | PG 20 |
| PN 5025 C | PG 34 |
| PN 5025 Z | PG 20 |
| PN 5025/1 | PG 20 |
| PN 5025/2 | PG 21 |
| PN 5025/3 | PG 21 |
| PN 5028 | PG 20 |
| PN 5030 | PG 33 |
| PN 5032 | PG 47 |
| PN 5034 | PG 47 |
| PN 5040/7D | PG 27 |
| PN 5040/90D | PG 27 |
| PN 5050/04D | PG 29 |
| PN 5050/10D | PG 29 |
| PN 5050/14D | PG 28 |
| PN 5050/15D | PG 28 |
| PN 5050/16D | PG 29 |
| PN 5050/17D | PG 30 |
| PN 5050/19D | PG 29 |
| PN 5050/21D | PG 31 |
| PN 5050/25D | PG 31 |
| PN 5050/36D | PG 30 |
| PN 5050/37D | PG 31 |
| PN 5050/38D | PG 29 |
| PN 5050/3D | PG 28 |
| PN 5050/5 | PG 34 |
| PN 5050/6D | PG 30 |
| PN 5050/7D | PG 30 |
| PN 5050D | PG 28 |
| PN-5050/46D | PG 31 |
| PN-5050/47D | PG 31 |
| PN-5050/49D | PG 31 |
| PN-5050/53D | PG 30 |
| PN-5050/54D | PG 30 |
| PN-5050/60D | PG 29 |
| PNB 2005 | PG 21 |
| PNB 2006 | PG 21 |
| PNB 2007 | PG 21 |

| | |
|-------------------|-------|
| PNB 2008 | PG 22 |
| PNB 2015 | PG 22 |
| PNB 2016 | PG 22 |
| PNB 2017 | PG 22 |
| PNB 2018 | PG 22 |
| PNG 5000D | PG 26 |
| PNI 5000D | PG 32 |
| PNI 5015D | PG 32 |
| PNR 30D | PG 26 |
| PNR 5000D | PG 26 |
| PNR 5010D | PG 26 |
| PP1 | PG 33 |
| PP2 | PG 33 |
| PPN 04 NB | PG 33 |
| PPN 05 NB | PG 34 |
| PPN 06 NB | PG 34 |
| PPR 5000D | PG 27 |
| PPR 5001D | PG 27 |
| PPR 5002D | PG 27 |
| PPR 5003D | PG 27 |
| PREF A | PG 72 |
| PREF A5 | PG 72 |
| PREF B | PG 72 |
| PREF C | PG 72 |
| PREF D | PG 72 |
| PREF E | PG 72 |
| PREF F | PG 73 |
| PREF G | PG 73 |
| PREF H | PG 73 |
| PREF I | PG 73 |
| PREF M | PG 73 |
| PREF P | PG 73 |
| PRF 0 | PG 41 |
| PS | PG 69 |
| PS 4-10 | PG 40 |
| PS M..... GR..... | PG 69 |
| PSF SA | PG 56 |
| PST 0.5 | PG 40 |
| PST 0.6 | PG 40 |
| PST 0.8 | PG 40 |
| PST 1.00 | PG 40 |
| PTR 30 C/5D | PG 26 |
| PTR 30 CD | PG 26 |
| PTR 30 LD | PG 28 |
| S SA | PG 53 |
| SA SA | PG 53 |
| SAL-01-NN | PG 37 |
| SAL-01-SP | PG 37 |
| SB SA | PG 53 |
| SC 1/S | PG 49 |
| SC 2/S | PG 49 |
| SC 3/1C | PG 49 |
| SC 4/2C | PG 49 |
| SC 5/ST | PG 50 |
| SC 6/ST | PG 50 |
| SDP-1-ST... | PG 75 |
| SDP-2-ST... | PG 75 |
| SDP-3-ST... | PG 75 |
| SF 30 | PG 39 |
| SF 40.1 | PG 40 |
| SF 40.2 | PG 40 |
| SFF 30 | PG 40 |
| SMA 10 | PG 76 |
| SMT-COAX 0.8 | PG 47 |
| SMT-COAX 1.6 | PG 48 |
| SNPFPS | PG 69 |
| SNPPS | PG 69 |
| SS SA | PG 54 |
| STR-50 | PG 37 |
| STR-50 K | PG 37 |
| TC/14 | PG 51 |
| TC/18 | PG 51 |
| TC/18 M | PG 51 |
| TP 30D | PG 32 |
| TP 5000-15D | PG 32 |
| TPP-TM 6000 | PG 36 |
| TPP-TM 6000 R | PG 36 |
| TPP-TM 6000 S | PG 36 |
| TPP-TP 6000 | PG 34 |
| TPP-TP 6000-15 | PG 35 |
| TPP-TR 6000 | PG 35 |
| TPP-TR 6000 PR | PG 35 |
| TPP-TR 6000 R | PG 35 |
| TPP-TR 6000 V | PG 36 |
| TPP-TR 6000-10 | PG 36 |
| TPP-TR 6000-13 | PG 36 |
| TPP-TR 6000-15 | PG 36 |
| TPP-TR-6000 A | PG 35 |
| TPP-TR-6000 C | PG 35 |
| TPP-TS 6000 | PG 36 |
| TR 20 M | PG 6 |
| TR 20 SM | PG 6 |
| TR 20 TM | PG 13 |
| TR 20 VM | PG 12 |
| TR 2050 M | PG 12 |
| TR 25 | PG 6 |
| TR 25 15 | PG 10 |
| TR 25 15L | PG 10 |
| TR 25 50 | PG 12 |
| TR 25 B | PG 8 |
| TR 25 L | PG 6 |
| TR 25 L 25 | PG 7 |
| TR 25 P | PG 6 |
| TR 30 | PG 7 |
| TR 30 10 | PG 11 |
| TR 30 15 | PG 11 |
| TR 30 15 V | PG 11 |

| | |
|------------|-------|
| TR 30 58 | PG 9 |
| TR 30 58 R | PG 7 |
| TR 30 B | PG 8 |
| TR 30 T | PG 12 |
| TR 30 V | PG 12 |
| TR 5000 | PG 9 |
| TR 5000 B | PG 8 |
| TR 5000 P | PG 9 |
| TR 5000 PG | PG 9 |
| TR 5000 PR | PG 8 |
| TR 5000 R | PG 7 |
| TR 5000 V | PG 12 |
| TR 5000 W | PG 10 |
| TR 5000-10 | PG 10 |
| TR 5000-13 | PG 10 |
| TR 5000-15 | PG 11 |
| TR 5015 | PG 11 |
| TR 5020 | PG 11 |
| TR 5045 V | PG 13 |
| TR 58 | PG 9 |
| TR 58 R | PG 7 |
| TRE 03 NB | PG 6 |
| TRR 5000 | PG 10 |
| TRR 5000 B | PG 8 |
| TRR 58 | PG 9 |
| TRR 58 B | PG 8 |
| TRR 58 G | PG 7 |
| TS 30D | PG 32 |
| TTR 5000 | PG 14 |
| TTR 5500 | PG 14 |
| W INOX | PG 66 |

TOOLS CATEGORIES

- tweezers
- form&crip systems
- optic fibres
- special tools
- shears & wire strippers
- depaneling
- extractors
- soldering
- blade treatment
- precision screwdrivers
- pliers
- forming tools
- cable strippers
- cable cutters
- pneumatic tools
- cutters

CUSTOM HANDLES

Piergiacomì is able to make custom handle (colour and brand) according to customers' requirements.
Sales conditions to be defined



ERGONOMIC NORMAL AND DISSIPATIVE MATERIAL

All our hand tools are supplied with new ERGONOMIC handles BIMATERIAL "dolphin".
Furthermore all hand tools are available also in the dissipative version.



CONVERSION TABLE AWG-Ø mm-Ø inches

| AWG | Ø (mm) | Ø (inches) |
|------|--------|------------|
| 0000 | 11.64 | 0.4600 |
| 000 | 10.40 | 0.4096 |
| 00 | 9.266 | 0.3648 |
| 0 | 8.251 | 0.3249 |
| 1 | 7.348 | 0.2893 |
| 2 | 6.544 | 0.2578 |
| 3 | 5.627 | 0.2294 |
| 4 | 5.189 | 0.2043 |
| 5 | 4.621 | 0.1819 |
| 6 | 4.115 | 0.1620 |
| 7 | 3.685 | 0.1443 |
| 8 | 3.264 | 0.1285 |
| 9 | 2.906 | 0.1144 |

| AWG | Ø (mm) | Ø (inches) |
|-----|--------|------------|
| 10 | 2.588 | 0.1019 |
| 11 | 2.305 | 0.0907 |
| 12 | 2.053 | 0.08081 |
| 13 | 1.828 | 0.07196 |
| 14 | 1.628 | 0.06408 |
| 15 | 1.450 | 0.05707 |
| 16 | 1.291 | 0.05082 |
| 17 | 1.150 | 0.04526 |
| 18 | 1.024 | 0.04030 |
| 19 | 0.911 | 0.03589 |
| 20 | 0.818 | 0.03195 |
| 21 | 0.722 | 0.02846 |
| 22 | 0.643 | 0.02535 |

| AWG | Ø (mm) | Ø (inches) |
|-----|--------|------------|
| 23 | 0.573 | 0.02257 |
| 24 | 0.510 | 0.02010 |
| 25 | 0.454 | 0.01790 |
| 26 | 0.404 | 0.01594 |
| 27 | 0.360 | 0.01420 |
| 28 | 0.321 | 0.01264 |
| 29 | 0.285 | 0.01126 |
| 30 | 0.254 | 0.01003 |
| 31 | 0.226 | 0.008928 |
| 32 | 0.201 | 0.007950 |
| 33 | 0.179 | 0.007080 |
| 34 | 0.160 | 0.006305 |
| 35 | 0.142 | 0.005615 |

| AWG | Ø (mm) | Ø (inches) |
|-----|--------|------------|
| 36 | 0.127 | 0.005000 |
| 37 | 0.113 | 0.004453 |
| 38 | 0.100 | 0.003965 |
| 39 | 0.089 | 0.003531 |
| 40 | 0.079 | 0.003145 |
| 41 | 0.071 | 0.00280 |
| 42 | 0.063 | 0.00249 |
| 43 | 0.054 | 0.00222 |
| 44 | 0.050 | 0.001997 |
| 45 | 0.044 | 0.00176 |
| 46 | 0.039 | 0.00157 |

THE COMPANY



Piergiacomì Sud, with its "Piergiacomì Quality Handtools" business line, is one of the leading company worldwide in the production of pressed steel hand tools for the electronics and, in part, for the electrotechnical fields. No other manufacturer has a range of tools as wide as Piergiacomì's: more than four hundred different types of tools, well known and sought after by the industrial electronics market worldwide.

Furthermore, with a view to a more professional outlook and also to diversify the range, since many years, vast investments have been made in order to develop a brand new line of products.

20 years ago another business line "Piergiacomì Robotics" was founded, with few machines for the production of bare boards and electronic circuits.

All Piergiacomì products can be seen on our website www.piergiacomì.com or it is possible to ask for further information to the following e-mail address: piergiacomì@piergiacomì.com

ISO 9001
BUREAU VERITAS
Certification
1828

SINCERT

ITALIA
TGA-ZM-02-92-00

UKAS
MANUFACTURING
SYSTEMS
008

ANAB
ACCREDITED

HOW TO REACH US

Head quarters & Manufacturing Plant


via 81a strada 3, fraz. Centobuchi
63076 Montepandone (ap), Italy
tel +39 0735 703333 / 703315 fax +390735 703757



Sales & Marketing

via gramsi 3, 60022 Castelfidardo (an), Italy
tel +39 071 78678-780211 fax +39 071 7822536
e-mail: piergiacomì@piergiacomì.com





Piergiacomì Sud

sales & marketing

60022 castelfidardo (an) italy - via gramsci 3

tel. +39 07178678 - 071 780211 - fax +39 0717822536

head quarters & manufacturing plant

63076 montepandone (ap) italy - fraz. centobuchi via 81a strada 3

tel. +39 0735703333 (2 linee r.a.) fax +39 0735703757

www.piergiacomì.com

piergiacomì@piergiacomì.com

printed october 2014



X-ON Electronics

Largest Supplier of Electrical and Electronic Components

Click to view similar products for [Pliers & Tweezers](#) category:

Click to view products by [Piergiacomini](#) manufacturer:

Other Similar products are found below :

[0031](#) [32750](#) [PN-5050/38D](#) [PG-TP-30D](#) [PG-DP-18-N](#) [G77015](#) [4-1532129-2](#) [77 12 115](#) [0037](#) [T0058765801](#) [571](#) [76C](#) [37 31 125](#) [RX 8130](#)
[37 33 125](#) [DRP10N](#) [32 11 135](#) [36 12 130](#) [0036](#) [64 11 115](#) [0032](#) [T3627B 7](#) [HT-109](#) [6211-06](#) [6214-45](#) [6217-05](#) [6231-07](#) [6231-08](#) [6411-06](#)
[DP15N](#) [DP20N](#) [PN 5050/19D](#) [PNI 5000](#) [TP 5000/15D](#) [TR 20 M](#) [TR 25 15](#) [TR 25 P A](#) [TR 5000](#) [TR 5000 10 D](#) [TR 5000 PG](#) [TR 5000 PR](#)
[TR 58 R A D](#) [TR 58 R A](#) [43333](#) [102ACAX](#) [103ACA](#) [141SAP](#) [150SAD](#) [150SAMB](#) [151SA](#)