

Products catalogue

www.piergiacomini.com

cutters
pliers
special tools
shears & wire strippers
tools for optic fibres
extractors
cable strippers
cable cutters
tweezers
precision screwdrivers
soldering and desoldering accessories
forming equipment
cutting equipment
crimping equipment
depaneling/scoring equipment



PIERGIACOMINI

QUALITY HAND TOOLS

PRODUCT INDEX

cutters



flush cut pg 6
 rounded flush cut pg 8
 chamfered cut pg 9
 flush cut at different height pg 10
 oblique or vertical cut pg 12
 induction/tungsten blade treatment pg 13

pliers



pointed short nose pliers pg 16
 flat short nose pliers pg 17
 pointed long nose pliers pg 18
 flat long nose pliers pg 19
 rounded nose pliers pg 20
 bent nose pliers pg 21

special tools



"C" shape forming pliers pg 26
 "U" shape forming pliers pg 27
 "90°" forming pliers pg 27
 "L" shape forming pliers pg 28
 "TO" forming pliers pg 28
 form & cut of small lcs pg 32
 cut & press pliers pg 32
 cut & bend pliers pg 32
 pliers for seagor manipulation pg 33
 pliers for contacts insertion pg 33
 pliers for pins separation pg 34
 rounded nose pliers cut on tip pg 34
 pneumatic tools pg 34
 pin strip cut pliers pg 37
 pins aligners pg 37
 torque spanners pg 37

shears



shears pg 39
 wire strippers pg 39
 multi-use shears pg 41
 shears for rubber plastic seals pg 42

optic fibres



shears & wire strippers pg 44

extractors



for plic pg 46
 for ics pg 47
 for smt coax pg 47

cable strippers



adjustable with & without knife pg 49

cable cutters



cable cutters pg 51

tweezers



for general purpose pg 52
 with cutting tip pg 57
 for components & wires handling pg 58
 for wafer handling pg 61
 with reverse action pg 62
 for smd pg 64
 for jeweller's pg 65
 ESD pg 66

screwdrivers



slot pg 67
 phillips pg 67
 pozdriv pg 67
 torx pg 67
 tamper resistant pg 67
 displays pg 68

soldering tools



soldering iron supports pg 69
 sponges pg 69
 springs pg 69
 ferrules pg 69
 desoldering pumps pg 70
 solder dispenser pg 70

forming equip.



forming systems pg 71
 forming masks pg 72

cut & crimp



cutting equipment pg 74
 crimping equipment pg 74

depaneling



manual depaneling pliers pg 75
 pneumatic depaneling tools pg 75
 depaneling systems pg 76



cutters

Cutters Flush cut

Order code	Type of cut	length (mm)	cutting force (kg)	copper wire Ø mm awg		safety clip	clip type
TR 20 M		132	3	0.81	20	TR 20 M A	AF
TR 20 SM		132	3	0.81	20	TR 20 SM A	AF
TR 25 P		132	3.5	1.02	18	TR 25 P A	AF
TR 25		138	5	1.30	16	TR 25 A	AF
TR E 03 NB		138	3	1.30	16	TR E 03 AB	AF
TR 25 L		160	3	1.30	16	TR 25 L A	AF
TR 25 L 25		160	3	1.30	16	TR 25 L 25 A	AF
TR 30		138	5.5	1.30	16	TR 30 A	AL
TR 30 58 R		138	6.5	1.63	14	TR 30 58 R A	AL
TR 58 R		138	9	2.05	12	TR 58 R A	AL
TRR 58 G		160	1.5	2.59	10	-	-
TR 5000 R		138	8	2.00	12	TR 5000 R A	AF
TR 5000 PR		138	5	1.30	16	TR 5000 PR A	AF

Rounded flush cut

Order code	Type of cut	length (mm)	cutting force (kg)	copper wire Ø mm awg		safety clip	clip type
TR 25 B		138	5	1.02	18	-	-
TR 30 B		138	5.5	1.02	18	-	-
TR 5000 B		138	12	1.63	14	-	-
TRR 5000 B		150	15	2.05	12	-	-
TRR 58 B		160	3	2.05	12	-	-
TR 5000 PG		138	5	1.02	18	-	-

Chamfered cut

Order code	Type of cut	length (mm)	cutting force (kg)	copper wire Ø mm awg		safety clip	clip type
TR 30 58		138	8.5	1.63	14	TR 30 58 A	AL
TR 58		138	11	2.05	12	TR 58 A	AL
TRR 58		160	15	2.59	10	TRR 58 A	AL
TR 5000		138	12	2.05	12	TR 5000 A	AF
TR 5000 P		138	8	1.30	16	TR 5000 P A	AF
TRR 5000		138	14	2.59	10	TRR 5000 A	AF

Flush cut at different height

Order code	Type of cut	length (mm)	cutting force (kg)	copper wire Ø mm awg		safety clip	clip type
TR 25 15		138	5	1.30	16	-	-
TR 25 15 L		160	3	1.30	16	-	-
TR 5000 W		147	3.5	1.30	16	-	-
TR 5000 10		147	5.5	1.30	16	-	-
TR 5000 13		147	5.5	1.30	16	-	-
TR 5000 15		147	5.5	1.30	16	-	-
TR 30 15 V		144	3	1.02	18	-	-
TR 30 10		138	5.5	1.30	16	-	-
TR 30 15		138	5.5	1.30	16	-	-
TR 50 15		138	8	1.60	14	-	-
TR 50 20		138	8	1.60	14	-	-

Oblique or vertical cut

Order code	Type of cut	length (mm)	cutting force (kg)	copper wire Ø mm awg		safety clip	clip type
TR 20 VM		132	2	0.64	22	-	-
TR 30 V		144	3	1.02	18	-	-
TR 5000 V		147	3.5	1.30	16	-	-
TR 25 50		135	5	1.30	16	-	-
TR 20 50 M		131	2	0.64	22	-	-
TR 30 T		137	2.5	1.02	18	-	-
TR 20 TM		129	2	0.64	22	-	-
TR 5045 V		147	3	1.30	16	-	-

Induction & tungsten blades treatment

Order code	Type of cut	copper wire Ø mm awg		iron wire Ø mm awg		steel wire Ø mm awg		safety clip	clip type
ITR 30		1.30	16	1.02	18	-	-	ITR 30 A	AL
ITR 58 R		2.05	12	1.63	14	-	-	ITR 58 R A	AL
ITRR 58 G		2.59	10	1.63	14	-	-	-	-
ITR 30 58		1.63	14	1.30	16	-	-	ITR 30 58 A	AL
ITR 58		2.05	12	1.63	14	-	-	ITR 58 A	AL
ITRR 58		2.59	10	1.63	14	-	-	-	-
ITR 5000		2.05	12	1.63	14	-	-	ITR 5000 A	AF
TTR 5000		2.05	12	1.63	14	0.6	22	TTR 5000 A	AF
TTR 5500		2.59	10	2.05	12	0.8	20	-	-



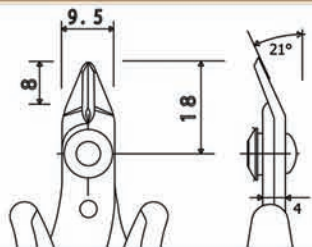
Cutters *flush cut*

TR 20 M



TR 20 M

Tool for a flush cut. The reduced head's dimension and its pointed shape, allow access to difficult to reach areas. Steel thickness 2.0 mm. Tool length 132mm. Safety clip for holding wire scraps securely after cutting available. ESD-safe handles version available

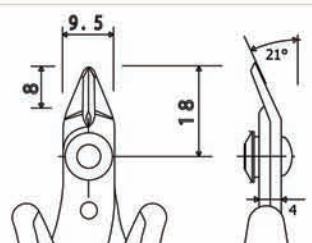


Order code	ESD Order code	Safety clip	Order code	Type of spring	Cutting force (kg)	Copper wire (Ø mm)	Copper wire (awg)
TR 20 M	TR 20 M D	TR 20 M A		AF	3	0.81	20

TR 20 SM



TR 20 SM: Tool for a flush cut. The reduced head's dimension and its pointed shape, allow access to difficult to reach areas. Similar to TR 20 M but with rounded edges. Safety clip for holding wire scraps securely after cutting available. Steel thickness 2.0mm. Tool length 132mm. ESD-safe handles version available.

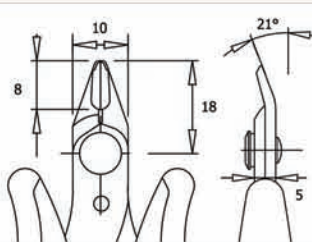


Order code	ESD Order code	Safety clip	Order code	Type of spring	Cutting force (kg)	Copper wire (Ø mm)	Copper wire (awg)
TR 20 SM	TR 20 SM D	TR 20 SM A		AF	3	0.81	20

TR 25 P



TR 25 P: Tool for a flush cut. With very sharp cutting edges, it is ideal for very delicate work in electronics, allowing access to difficult to reach areas. Safety clip for holding wire scraps securely after cutting available. Steel thickness 2.5mm. Tool length 132mm. ESD-safe handles version available


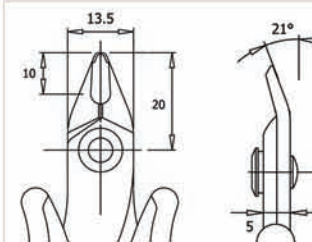


Order code	ESD Order code	Safety clip	Order code	Type of spring	Cutting force (kg)	Copper wire (Ø mm)	Copper wire (awg)
TR 25 P	TR 25 P D	TR 25 P A		AF	3.5	1.02	18

TR 25



TR 25: Tool for a flush cut. One of the most popular cutting tool. Safety clip for holding wire scraps securely after cutting available. Steel thickness 2.5mm. Tool length 138mm. ESD-safe handles version available

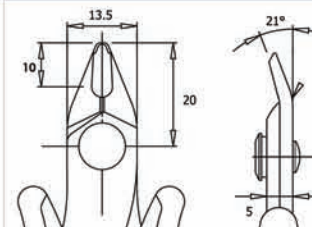


Order code	ESD Order code	Safety clip	Order code	Type of spring	Cutting force (kg)	Copper wire (Ø mm)	Copper wire (awg)
TR 25	TR 25 D	TR 25 A		AF	5	1.30	16

TR E 03 NB



TRE 03 NB: Tool for a flush cut. Purposely designed as the simplified version of the TR 25 but with the same main characteristics. Safety clip for holding wire scraps securely after cutting available. Steel thickness 2.5mm. Tool length 138mm. ESD-safe handles version available

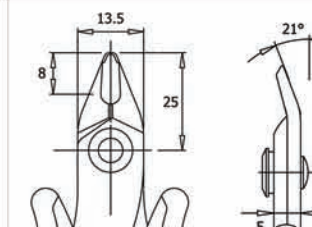


Order code	ESD Order code	Safety clip	Order code	Type of spring	Cutting force (kg)	Copper wire (Ø mm)	Copper wire (awg)
TR E 03 NB	TR E 03 NB D	TR E 03 AB		AF	3	1.30	16

TR 25 L



TR 25 L: Tool for a flush cut. Same characteristics as TR 25, but specially designed with longer handles to reduce the force needed by the operator. Safety clip for holding wire scraps securely after cutting available. Steel thickness 2.5mm. Tool length 160mm. ESD-safe handles version available



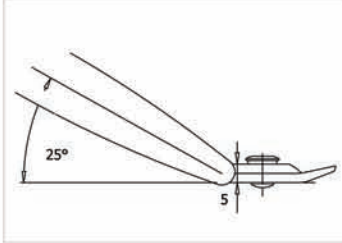
Order code	ESD Order code	Safety clip	Order code	Type of spring	Cutting force (kg)	Copper wire (Ø mm)	Copper wire (awg)
TR 25 L	TR 25 L D	TR 25 L A		AF	3	1.30	16



TR 25 L 25



TR 25 L 25: Tool for a flush cut. The special 25° angle allows the use in difficult to reach areas and its longer handles reduce the force needed by the operator. Safety clip for holding wire scraps securely after cutting available. Steel thickness 2.5mm. Tool length 160mm. ESD-safe handles version available

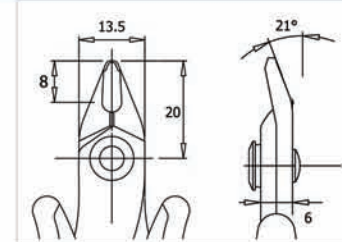


Order code	ESD Order code	Safety clip	Order code	Type of spring	Cutting force (kg)	Copper wire (Ø mm)	Copper wire (awg)
TR 25 L 25	TR 25 L 25 D	TR 25 L 25 A		AF	3	1.30	16

TR 30



TR 30: Tool for a flush cut. One of the most popular cutting tool. Safety clip for holding wire scraps securely after cutting available. Steel thickness 3.0mm. Tool length 138mm. ESD-safe handles version available


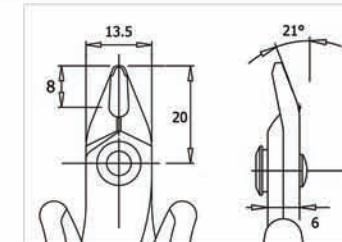


Order code	ESD Order code	Safety clip	Order code	Type of spring	Cutting force (kg)	Copper wire (Ø mm)	Copper wire (awg)
TR 30	TR 30 D	TR 30 A		AL	5.5	1.30	16

TR 30 58 R



TR 30 58 R: Tool for a flush cut. Due to the special treatment of the blades, it is suitable for cutting ferrous material. Safety clip for holding wire scraps securely after cutting available. Steel thickness 3.0mm. Tool length 138mm. ESD-safe handles version available


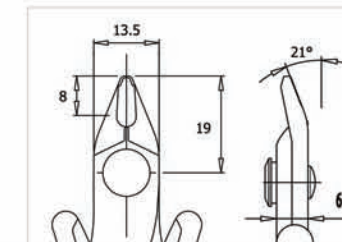


Order code	ESD Order code	Safety clip	Order code	Type of spring	Cutting force (kg)	Copper wire (Ø mm)	Copper wire (awg)
TR 30 58 R	TR 30 58 R D	TR 30 58 R A		AL	6.5	1.63	14

TR 58 R



TR 58 R: Tool for a flush cut. The special treatment of the blades make this tool particularly suitable for the cutting of ferrous material. Safety clip for holding wire scraps securely after cutting available. Steel thickness 3.0mm. Tool length 138mm. ESD-safe handles version available


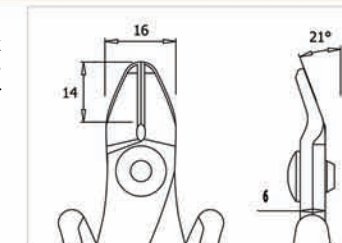


Order code	ESD Order code	Safety clip	Order code	Type of spring	Cutting force (kg)	Copper wire (Ø mm)	Copper wire (awg)
TR 58 R	TR 58 R D	TR 58 R A		AL	9	2.05	12

TRR 58 G



TRR 58 G: Very strong tool for a flush cut, suitable, apart from work in electronics, also to be used in the jewellery's and for the cutting of rubber seal. Steel thickness 3.0mm. Tool length 160mm. ESD-safe handles version available


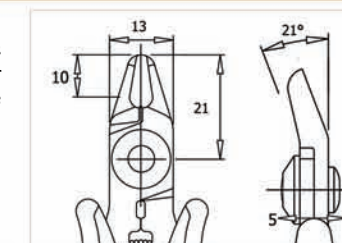


Order code	ESD Order code	Safety clip	Order code	Type of spring	Cutting force (kg)	Copper wire (Ø mm)	Copper wire (awg)
TRR 58 G	TRR 58 G D	-	-	-	1.5	2.59	10

TR 5000 R



TR 5000 R: Strong tool for a flush cut. Safety clip for holding wire scraps securely after cutting available (order code TR 5000 R A). Safety clip type AF. Steel thickness 5.0mm. Tool length 138mm. ESD-safe handles version available

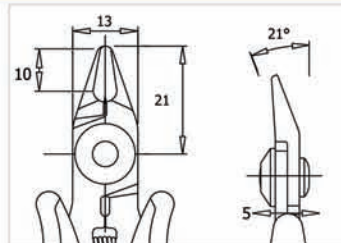


Order code	ESD Order code	Safety clip	Order code	Type of spring	Cutting force (kg)	Copper wire (Ø mm)	Copper wire (awg)
TR 5000 R	TR 5000 R D	TR 5000 R A		AF	8	2.00	12

TR 5000 PR

**TR 5000 PR**

Strong tool for a flush cut. With very sharp cutting edges it allows access to difficult to reach areas. Safety clip for holding wire scraps securely after cutting available. Steel thickness 5.0mm. Tool length 138mm
ESD-safe handles version available



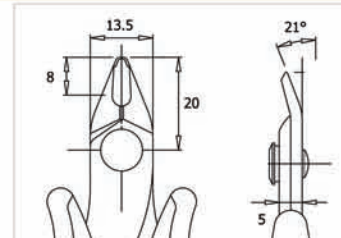
Order code	ESD Order code	Safety clip	Order code	Type of spring	Cutting force (kg)	Copper wire (Ø mm)	Copper wire (awg)
TR 5000PR	TR 5000PR D	TR 5000PR A		AF	5	1.30	16

Cutters *rounded flush cut*

TR 25 B



TR 25 B: Tool for a flush well finished cut. Lightweight and easy to handle with swelled blades, leaving the cut well finished. Suitable for work with plastic. Steel thickness 2.5mm. Tool length 138mm.
ESD-safe handles version available

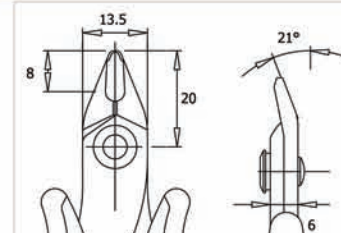


Order code	ESD Order code	Safety clip	Order code	Type of spring	Cutting force (kg)	Copper wire (Ø mm)	Copper wire (awg)
TR 25 B	TR 25 B D	-		-	5	1.02	18

TR 30 B



TR 30 B: Tool for a flush finished cut. Lightweight and easy to handle with swelled blades, leaving the cut well finished. Suitable for work with plastic. Steel thickness 3.0mm. Tool length 138mm
ESD-safe handles version available

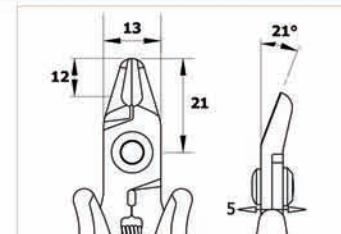


Order code	ESD Order code	Safety clip	Order code	Type of spring	Cutting force (kg)	Copper wire (Ø mm)	Copper wire (awg)
TR 30 B	TR 30 B D	-		-	5.5	1.02	18

TR 5000 B



TR 5000 B: Strong tool for flush finished cut. Suitable for work with plastic. Steel thickness 5.0mm. Tool length 138mm.
ESD-safe handles version available

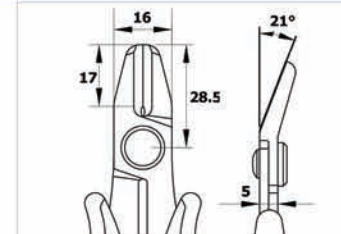


Order code	ESD Order code	Safety clip	Order code	Type of spring	Cutting force (kg)	Copper wire (Ø mm)	Copper wire (awg)
TR 5000 B	TR 5000 B D	-		-	12	1.63	14

TRR 5000 B



TRR 5000 B: Strong tool for flush finished cut. Suitable for work with plastic. Steel thickness 5.0mm. Tool length 150mm.
ESD-safe handles version available

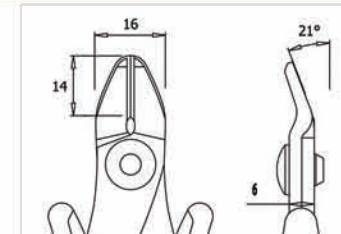


Order code	ESD Order code	Safety clip	Order code	Type of spring	Cutting force (kg)	Copper wire (Ø mm)	Copper wire (awg)
TRR 5000 B	TRR 5000 BD	-		-	15	2.05	12

TRR 58 B



TRR 58 B: Strong tool for flush finished cut. Steel thickness 3.0mm. Tool length 160mm.
ESD-safe handles version available

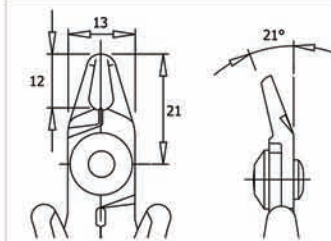


Order code	ESD Order code	Safety clip	Order code	Type of spring	Cutting force (kg)	Copper wire (Ø mm)	Copper wire (awg)
TRR 58 B	TRR 58 B D	-		-	3.0	2.05	12

TR 5000 PG



TR 5000 PG: Strong flush cutter with pointed, well finished cutting blades. Suitable for trimming in the plastic field. Steel thickness 5.0mm. Tool length 138mm. ESD-safe handles version available



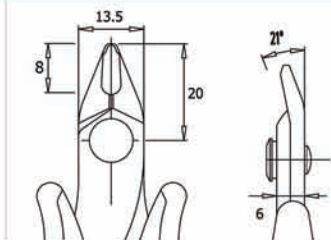
Order code	ESD Order code	Safety clip	Order code	Type of spring	Cutting force (kg)	Copper wire (Ø mm)	Copper wire (awg)
TR 5000 PG	TR 5000 PG D	-	-	-	5	1.02	18

Cutters *chamfered cut*

TR 30 58



TR 30 58: Tool for a chamfered cut. The special treatment of blades make this tool particularly suitable for the cutting of ferrous material. Safety clip for holding wire scraps securely after cutting available. Steel thickness 3.0mm. Tool length 138mm. ESD-safe handles version available


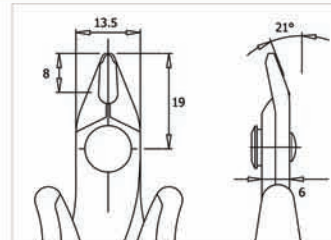


Order code	ESD Order code	Safety clip	Order code	Type of spring	Cutting force (kg)	Copper wire (Ø mm)	Copper wire (awg)
TR 30 58	TR 30 58 D	TR 30 58 A	AL	8.5	1.63	14	

TR 58



TR 58: Tool for a chamfered cut. The special treatment of blades make this tool suitable for the cutting of ferrous material. Stronger version of TR3058. Safety clip for holding wire scraps securely after cutting available. Steel thickness 3.0mm. Tool length 138mm. ESD-safe handles version available


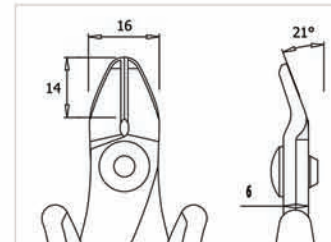


Order code	ESD Order code	Safety clip	Order code	Type of spring	Cutting force (kg)	Copper wire (Ø mm)	Copper wire (awg)
TR 58	TR 58 D	TR 58 A	AL	11	2.05	12	

TRR 58



TRR 58: Strong tool for a chamfered cut. For cutting quite resistant materials. Safety clip for holding wire scraps securely after cutting available. Steel thickness 3.0mm. Tool length 160mm. ESD-safe handles version available


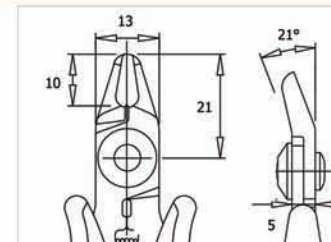


Order code	ESD Order code	Safety clip	Order code	Type of spring	Cutting force (kg)	Copper wire (Ø mm)	Copper wire (awg)
TRR 58	TRR 58 D	TRR 58 A	AL	15	2.59	10	

TR 5000



TR 5000: Strong tool for a chamfered cut. Safety clip for holding wire scraps securely after cutting available. Steel thickness 5.0mm. Tool length 138mm. ESD-safe handles version available


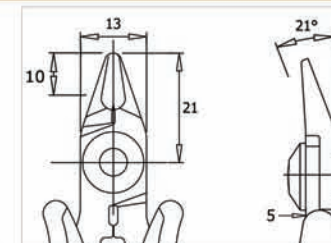


Order code	ESD Order code	Safety clip	Order code	Type of spring	Cutting force (kg)	Copper wire (Ø mm)	Copper wire (awg)
TR 5000	TR 5000 D	TR 5000 A	AF	12	2.05	12	

TR 5000 P



TR 5000 P: Strong tool for a chamfered cut with pointed cutting blades. Safety clip for holding wire scraps securely after cutting available. Steel thickness 5.0mm. Tool length 138mm. ESD-safe handles version available

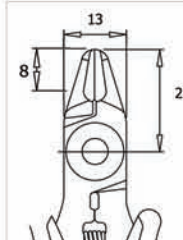


Order code	ESD Order code	Safety clip	Order code	Type of spring	Cutting force (kg)	Copper wire (Ø mm)	Copper wire (awg)
TR 5000 P	TR 5000 P D	TR 5000 P A	AF	8	1.30	16	

TRR 5000

**TRR 5000**

Strong tool for a chamfered cut. Ideal to cut materials of a resistant nature. Safety clip for holding wire scraps securely after cutting available. Steel thickness 5.0mm. Tool length 138mm. ESD-safe handles version available



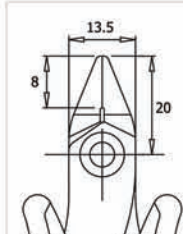
Order code	ESD Order code	Safety clip	Order code	Type of spring	Cutting force (kg)	Copper wire (Ø mm)	Copper wire (awg)
TRR 5000	TRR 5000 D	TRR 5000 A		AF	14	2.59	10

Cutters *flush cut at different height*

TR 25 15



TR 25 15: Tool for a reverse flush cut. Terminal wire cut at 1.5mm from the surface. Steel thickness 2.5mm. Tool length 138mm. ESD-safe handles version available

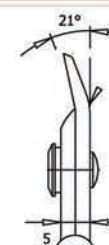
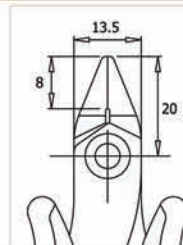


Order code	ESD Order code	Safety clip	Order code	Type of spring	Cutting force (kg)	Copper wire (Ø mm)	Copper wire (awg)
TR 25 15	TR 25 15 D	-		-	5	1.30	16

TR 25 15 L



TR 25 15 L: Tool for a reverse flush cut. Terminal wire cut at 1.5mm from the surface. Same characteristics as TR 25 15, but designed with longer handles reduce the force needed by the operator. Steel thickness 2.5mm. Tool length 160mm. ESD-safe handles version available.

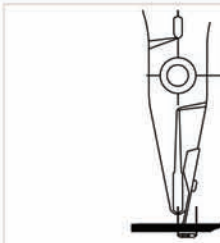


Order code	ESD Order code	Safety clip	Order code	Type of spring	Cutting force (kg)	Copper wire (Ø mm)	Copper wire (awg)
TR 25 15 L	TR 25 15 L D	-		-	3	1.30	16

TR 5000 W



TR 5000 W: Tool for a front, flush cut, for working in difficult to reach areas. It is possible to adjust the cutting height from the surface (from 0 to 5mm). Steel thickness 5.0mm. Tool length 147mm. ESD-safe handles version available.

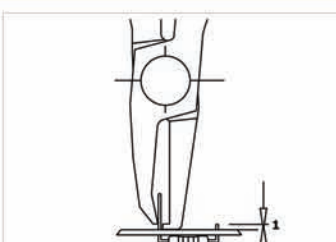


Order code	ESD Order code	Safety clip	Order code	Type of spring	Cutting force (kg)	Copper wire (Ø mm)	Copper wire (awg)
TR 5000 W	TR 5000 W D	-		-	3.5	1.30	16

TR 5000 10



TR 5000 10: Tool for a front cut, ideal for access in difficult to reach areas. It cuts the component lead at 1mm from the surface. Steel thickness 5.0mm. Tool length 147mm. ESD-safe handles version available.

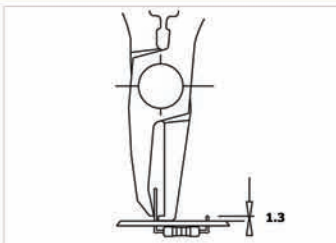


Order code	ESD Order code	Safety clip	Order code	Type of spring	Cutting force (kg)	Copper wire (Ø mm)	Copper wire (awg)
TR 5000 10	TR 5000 10 D	-		-	5.5	1.30	16

TR 5000 13



TR 5000 13: Tool for a front cut, ideal for access in difficult to reach areas of PCBs. It cuts the component lead at 1.3mm from the surface. Steel thickness 5.0mm. Tool length 147mm. ESD-safe handles version available.



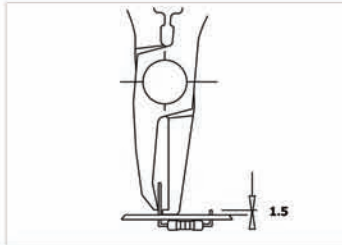
Order code	ESD Order code	Safety clip	Order code	Type of spring	Cutting force (kg)	Copper wire (Ø mm)	Copper wire (awg)
TR 5000 13	TR 5000 13 D	-		-	5.5	1.30	16



TR 5000 15



TR 5000 15: Tool for a front cut, ideal for access in difficult to reach areas of PCBs. It cuts the component lead at 1.5mm from the surface. Steel thickness 5.0mm. Tool length 147mm. ESD-safe handles version available.

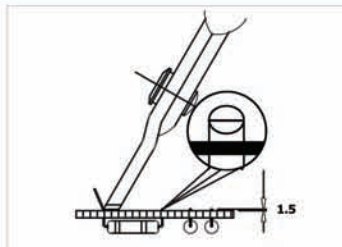


Order code	ESD Order code	Safety clip	Order code	Type of spring	Cutting force (kg)	Copper wire (Ø mm)	Copper wire (awg)
TR 5000 15	TR 5000 15 D	-	-	-	5.5	1.30	16

TR 30 15 V



TR 30 15 V: Tool for a front cut, angles at 60°. It cuts the component lead at 1.5mm from the surface. Steel thickness 3.0mm. Tool length 144mm. ESD-safe handles version available.

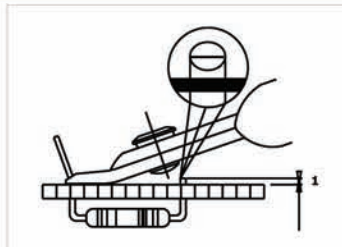


Order code	ESD Order code	Safety clip	Order code	Type of spring	Cutting force (kg)	Copper wire (Ø mm)	Copper wire (awg)
TR 30 15 V	TR 30 15 V D	-	-	-	3	1.02	18

TR 30 10



TR 30 10: Tool for a clean, flush cut. Conceived for cutting component wires 1mm from the surface. Steel thickness 3.0mm. Tool length 138mm. ESD-safe handles version available.

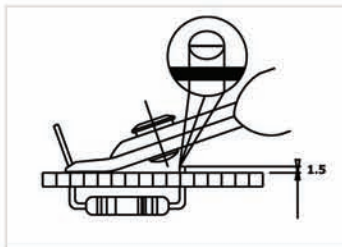


Order code	ESD Order code	Safety clip	Order code	Type of spring	Cutting force (kg)	Copper wire (Ø mm)	Copper wire (awg)
TR 30 10	TR 30 10 D	-	-	-	5.5	1.30	16

TR 30 15



TR 30 15: Tool for a perfect clean and flush cut. It cuts the component lead at 1.5mm from the surface. Steel thickness 3.0mm. Tool length 138mm. ESD-safe handles version available.

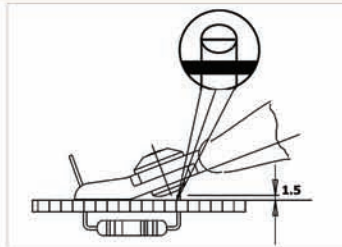


Order code	ESD Order code	Safety clip	Order code	Type of spring	Cutting force (kg)	Copper wire (Ø mm)	Copper wire (awg)
TR 30 15	TR 30 15 D	-	-	-	5.5	1.30	16

TR 50 15



TR 50 15: Strong tool for a clean and flush cut. It cuts the component lead at 1.5 mm from the surface. Steel thickness 5.0mm. Tool length 138mm. ESD-safe handles version available.

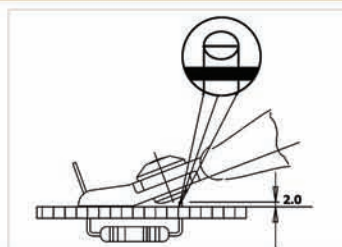


Order code	ESD Order code	Safety clip	Order code	Type of spring	Cutting force (kg)	Copper wire (Ø mm)	Copper wire (awg)
TR 50 15	TR 50 15 D	-	-	-	8	1.60	14

TR 50 20



TR 50 20: Strong tool for a clean and flush cut. It cuts the component lead at 2 mm from the surface. Steel thickness 5.0mm. Tool length 138mm. ESD-safe handles version available.



Order code	ESD Order code	Safety clip	Order code	Type of spring	Cutting force (kg)	Copper wire (Ø mm)	Copper wire (awg)
TR 50 20	TR 50 20 D	-	-	-	8	1.60	14

Cutters *oblique or vertical cut*

TR 20 VM

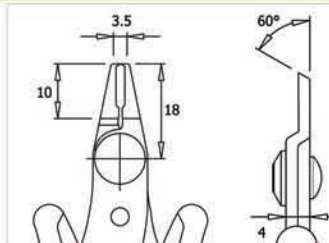


TR 20 VM

Tool for a front, flush cut. The reduced size and the special 60° angle permits the tool to be easily used in difficult to reach areas.

Steel thickness 2.0mm. Tool length 132mm

ESD-safe handles version available



Order code	ESD Order code	Safety clip	Order code	Type of spring	Cutting force (kg)	Copper wire (Ø mm)	Copper wire (awg)
TR 20 VM	TR 20 VM D	-	-	-	2.0	0.64	22

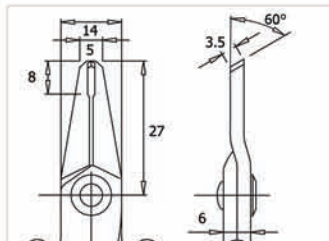
TR 30 V



TR 30 V: Tool for a front, clean, flush cut. The special 60° angle permits the tool to be easily used in difficult to reach areas.

Steel thickness 3.0mm. Tool length 144mm.

ESD-safe handles version available



Order code	ESD Order code	Safety clip	Order code	Type of spring	Cutting force (kg)	Copper wire (Ø mm)	Copper wire (awg)
TR 30 V	TR 30 V D	-	-	-	3	1.02	18

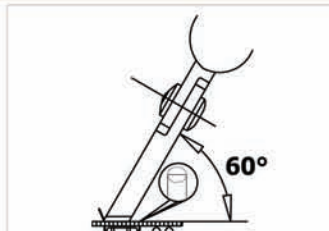
TR 5000 V



TR 5000 V: Special 60° angled tool for a front, flush cut, ideal to work in difficult to reach areas. Similar to TR 30 V but with 5mm steel thickness.

Steel thickness 5.0mm. Tool length 147mm.

ESD-safe handles version available



Order code	ESD Order code	Safety clip	Order code	Type of spring	Cutting force (kg)	Copper wire (Ø mm)	Copper wire (awg)
TR 5000 V	TR 5000 V D	-	-	-	3.5	1.30	16


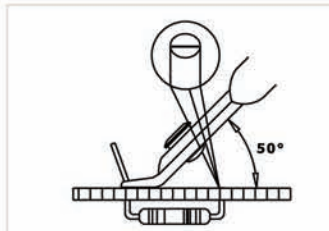
TR 25 50



TR 25 50: Tool for a flush cut, with inclined 50° blades, for specific work in electronics.

Steel thickness 2.5mm. Tool length 135mm.

ESD-safe handles version available



Order code	ESD Order code	Safety clip	Order code	Type of spring	Cutting force (kg)	Copper wire (Ø mm)	Copper wire (awg)
TR 25 50	TR 25 50 D	-	-	-	5	1.30	16

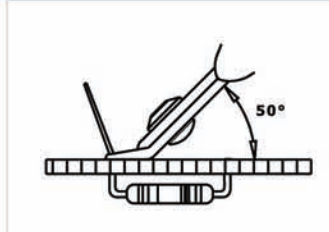
TR 20 50 M



TR 20 50 M: Particularly thin nose tool for a flush cut with inclined 50° blades. Ideal to work in difficult to reach areas.

Steel thickness 2.0mm. Tool length 131mm.

ESD-safe handles version available



Order code	ESD Order code	Safety clip	Order code	Type of spring	Cutting force (kg)	Copper wire (Ø mm)	Copper wire (awg)
TR 20 50 M	TR 20 50 M D	-	-	-	2	0.64	22

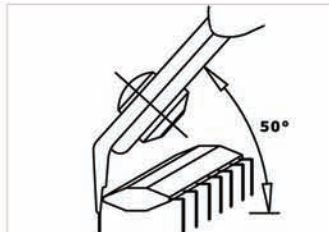
TR 30 T



TR 30 T: Tool 50° angled for the cutting of integrated circuit pins.

Steel thickness 3.0mm. Tool length 137mm.

ESD-safe handles version available

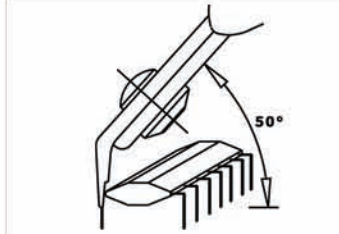


Order code	ESD Order code	Safety clip	Order code	Type of spring	Cutting force (kg)	Copper wire (Ø mm)	Copper wire (awg)
TR 30 T	TR 30 T D	-	-	-	2.5	1.02	18

TR 20 TM



TR 20 TM: Tool for the cutting of integrated circuit pins. The reduced size of the its blades, angled at 50°, allows the pins cut when pins are very close to each other. Steel thickness 2.0mm. Tool length 129mm. ESD-safe handles version available



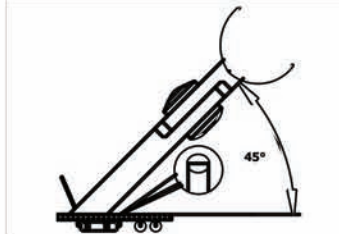
cutters

Order code	ESD Order code	Safety clip	Order code	Type of spring	Cutting force (kg)	Copper wire (Ø mm)	Copper wire (awg)
TR 20 TM	TR 20 TM D	-	-	-	2	0.64	22

TR 5045 V



TR 5045 V: Tool for a front, flush cut, 45°angled. Steel thickness 5.0mm. Tool length 147mm. ESD-safe handles version available



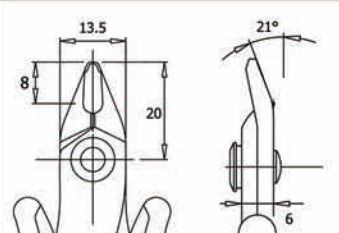
Order code	ESD Order code	Safety clip	Order code	Type of spring	Cutting force (kg)	Copper wire (Ø mm)	Copper wire (awg)
TR 5045 V	TR 5045 V D	-	-	-	3	1.30	16

Cutters *induction/tungsten blade treatment*

ITR 30



ITR 30: Strong tool for a flush cut. Special INDUCTION treatment of blades. For the cutting of copper and ferrous materials. Safety clip for holding wire scraps securely after cutting available. Steel thickness 3.0mm. Tool length 138mm. ESD-safe handles version available.

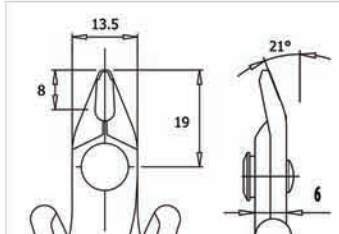


Order code	ESD Order code	Safety clip	Order code	Spring	Copper wire (Ømm/awg)	Ferrous wire (Ø mm/awg)	Steel wire (Ø mm/awg)
ITR 30	ITR 30 D	ITR 30 A	-	AL	1.30/16	1.02/18	-/-

ITR 58 R



ITR 58 R: Strong tool for a flush cut. Special INDUCTION treatment of blades. For the cutting of copper and ferrous materials. Safety clip for holding wire scraps securely after cutting available. Steel thickness 3.0mm. Tool length 138mm.


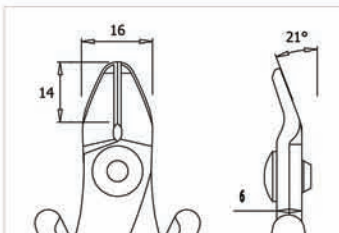


Order code	ESD Order code	Safety clip	Order code	Spring	Copper wire (Ømm/awg)	Ferrous wire (Ø mm/awg)	Steel wire (Ø mm/awg)
ITR 58 R	ITR 58 R D	ITR 58 R A	-	AL	2.05/12	1.63/14	-/-

ITRR 58 G



ITRR 58 G: Strong tool for a flush cut. Special INDUCTION treatment of blades. For the cutting of copper and ferrous materials. Steel thickness 3.0mm. Tool length 160mm. ESD-safe handles version available

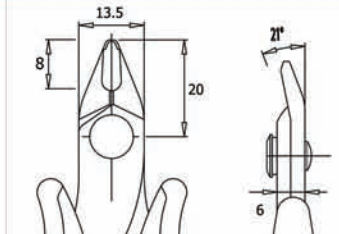


Order code	ESD Order code	Safety clip	Order code	Spring	Copper wire (Ømm/awg)	Ferrous wire (Ø mm/awg)	Steel wire (Ø mm/awg)
ITRR 58 G	ITRR 58 G D	-	-	-	2.59/10	1.63/14	-/-

ITR 30 58



ITR 30 58: Strong tool for a chamfered cut. Special INDUCTION treatment of blades. For the cutting of copper and ferrous materials. Safety clip for holding wire scraps securely after cutting available. Steel thickness 3.0mm. Tool length 138mm. ESD-safe handles version available

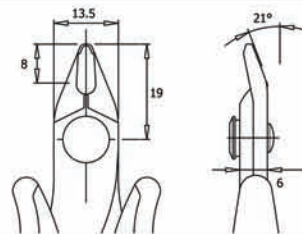


Order code	ESD Order code	Safety clip	Order code	Spring	Copper wire (Ømm/awg)	Ferrous wire (Ø mm/awg)	Steel wire (Ø mm/awg)
ITR 30 58	ITR 30 58 D	ITR 30 58 A	-	AL	1.63/14	1.30/16	-/-

ITR 58

**ITR 58**

Strong tool for a chamfered cut. Special INDUCTION treatment of blades. For the cutting of copper and ferrous materials. Safety clip for holding wire scraps securely after cutting available
Steel thickness 3.0mm. Tool length 138mm.
ESD-safe handles version available

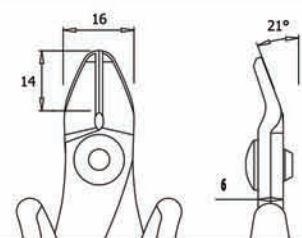


Order code	ESD Order code	Safety clip	Order code	Spring	Copper wire (Ømm/awg)	Ferrous wire (Ø mm/awg)	Steel wire (Ø mm/awg)
ITR 58	ITR 58 D	ITR58 A		AL	2.05/12	1.63/14	-/-

ITRR 58



ITRR 58: Strong tool for a chamfered cut. Special INDUCTION treatment of blades. For the cutting of copper and ferrous materials.
Steel thickness 3.0mm. Tool length 160mm.
ESD-safe handles version available

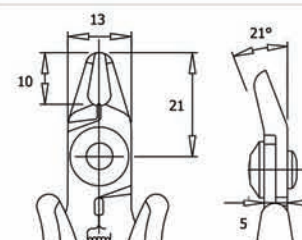


Order code	ESD Order code	Safety clip	Order code	Spring	Copper wire (Ømm/awg)	Ferrous wire (Ø mm/awg)	Steel wire (Ø mm/awg)
ITRR 58	ITRR 58 D	-		-	2.59/10	1.63/14	-/-

ITR 5000



ITR 5000: Strong tool for a chamfered cut. Special INDUCTION treatment of blades. For the cutting of copper and ferrous materials. Safety clip for holding wire scraps securely after cutting available
Steel thickness 5.0mm. Tool length 138mm.
ESD-safe handles version available

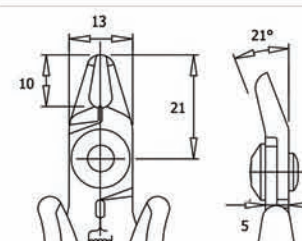


Order code	ESD Order code	Safety clip	Order code	Spring	Copper wire (Ømm/awg)	Ferrous wire (Ø mm/awg)	Steel wire (Ø mm/awg)
ITR 5000	ITR 5000 D	ITR 5000 A		AF	2.05/12	1.63/14	-/-

TTR 5000




TTR 5000: Strong tool for a chamfered cut. Special TUNGSTEN treatment of blades. Ideal for the cutting of copper, ferrous materials and other hard components such as steel. Safety clip for holding wire scraps securely after cutting available
Steel thickness 5.0mm. Tool length 138mm.
ESD-safe handles version available

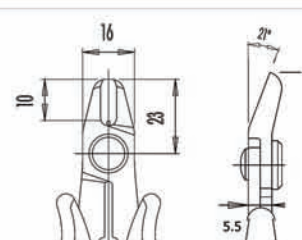


Order code	ESD Order code	Safety clip	Order code	Spring	Copper wire (Ømm/awg)	Ferrous wire (Ø mm/awg)	Steel wire (Ø mm/awg)
TTR 5000	TTR 5000 D	TTR 5000 A		AF	2.05/12	1.63/14	0.6/22

TTR 5500



TTR 5500: Strong tool for a chamfered cut. Special TUNGSTEN treatment of blades. Ideal for the cutting of copper, ferrous materials and other hard components such as steel wire. Stronger than TTR5000.
Steel thickness 5.5mm. Tool length 155mm.
ESD-safe handles version available



Order code	ESD Order code	Safety clip	Order code	Spring	Copper wire (Ømm/awg)	Ferrous wire (Ø mm/awg)	Steel wire (Ø mm/awg)
TTR 5500	TTR 5500 D	-		-	2.59/10	2.05/12	0.8/20

Pliers pointed short nose pliers



pliers

Order code	Tip	hrc	weight (gr)	length (mm)	Esd code	Notes
PN 2001	■ ■	48-50	78	146	PN 2001 D	serrated, pointed short nose pliers
PN 2002	■ ■	48-50	78	146	PN 2002 D	smooth, pointed short nose pliers
PN 20 M	■ ■	48-50	60	136	PN 20 M D	smooth, pointed short nose pliers
PN 5001	■ ■	48-50	98	146	PN 5001 D	serrated, pointed, short nose pliers; 5 mm
PN 5002	■ ■	48-50	98	146	PN 5002 D	smooth, pointed, short nose pliers; 5mm

Flat short nose pliers

Order code	Tip	hrc	weight (gr)	length (mm)	Esd code	Notes
PN 2003	▬ ▬	48-50	78	146	PN 2003 D	serrated flat short nose pliers
PN 2004	▬ ▬	48-50	78	146	PN 2004 D	smooth flat short nose pliers
PN 5003	▬ ▬	48-50	98	146	PN 5003 D	serrated, flat, short nose pliers; 5mm
PN 5004	▬ ▬	48-50	98	146	PN 5004 D	smooth, flat, short nose pliers; 5mm

Pointed long nose pliers

Order code	Tip	hrc	weight (gr)	length (mm)	Esd code	Notes
PN 2005	■ ■	48-50	78	160	PN 2005 D	serrated pointed long nose pliers
PN 2006	■ ■	48-50	78	160	PN 2006 D	smooth pointed long nose pliers
PN 2015	● ●	48-50	78	160	PN 2015 D	serrated pointed, rounded long nose pliers
PN 2016	● ●	48-50	78	160	PN 2016 D	smooth pointed, rounded long nose pliers
PN 2002 M	● ●	48-50	64	155	PN 2002 M D	smooth pointed, rounded long nose pliers
PN 5005	■ ■	48-50	100	154	PN 5005 D	serrated, pointed, long nose pliers; 5mm
PN 5006	■ ■	48-50	100	154	PN 5006 D	smooth, pointed, long nose pliers; 5mm

Flat long nose pliers

Order code	Tip	hrc	weight (gr)	length (mm)	Esd code	Notes
PN 2007	▬ ▬	48-50	78	160	PN 2007 D	serrated flat long nose pliers
PN 2008	▬ ▬	48-50	78	160	PN 2008 D	smooth flat long nose pliers
PN 2017	◐ ◐	48-50	78	160	PN 2017 D	serrated flat, rounded long nose pliers
PN 2018	◐ ◐	48-50	78	160	PN 2018 D	smooth flat, rounded long nose pliers
PN 5007	▬ ▬	48-50	100	154	PN 5007 D	serrated, flat, long nose pliers; 5mm
PN 5008	▬ ▬	48-50	100	154	PN 5008 D	smooth, flat, long nose pliers; 5mm

Rounded nose pliers

Order code	Tip	hrc	weight (gr)	length (mm)	Esd code	Notes
PN 5028	◐ ●	48-50	100	154	PN 5028 D	long nose pliers one round and one flat jaw
PN 5025 C	● ●	48-50	78	147	PN 5025 C D	rounded nose and cutting tip



pliers


PN 5025	48-50	98	154	PN 5025 D	smooth rounded long nose pliers
PN 5025 Z	48-50	98	154	PN 5025 Z D	serrated rounded long nose pliers
PN 5025/1	48-50	98	146	PN 5025/1 D	smooth rounded short nose pliers Ø 1.6
PN 5025/2	48-50	100	154	PN 5025/2 D	smooth rounded long nose pliers Ø 1
PN 5025/3	48-50	98	146	PN 5025/3 D	smooth rounded short nose pliers Ø 1

Bent nose pliers

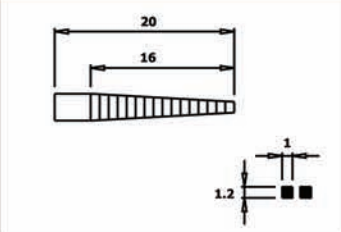
Order code	Tip	hrc	weight (gr)	length (mm)	Esd code	Notes
PN 2002 PM		48-50	64	147	PN 2002 PM D	Smooth pointed rounded nose pliers bent at 45°
PNB 2005		48-50	78	152	PNB 2005 D	Serrated pointed long nose pliers bent at 45°
PNB 2006		48-50	78	152	PNB 2006 D	Smooth pointed long nose pliers bent at 45°
PNB 2007		48-50	78	152	PNB 2007 D	Serrated flat long nose pliers bent at 45°
PNB 2008		48-50	78	152	PNB 2008 D	Smooth flat long nose pliers bent at 45°
PNB 2015		48-50	78	152	PNB 2015 D	Serrated sharp, rounded nose pliers bent at 45°
PNB 2016		48-50	78	152	PNB 2016 D	Smooth sharp, rounded nose pliers bent at 45°
PNB 2017		48-50	78	152	PNB 2017 D	Serrated flat, rounded nose pliers bent at 45°
PNB 2018		48-50	78	152	PNB 2018 D	Smooth flat, rounded nose pliers bent at 45°


Pliers *pointed short nose pliers*

PN 2001




PN 2001: The PN 2001 is a serrated, pointed short nose pliers suitable to be used with all type of components. Steel thickness 3.0mm. ESD-safe handles version available.



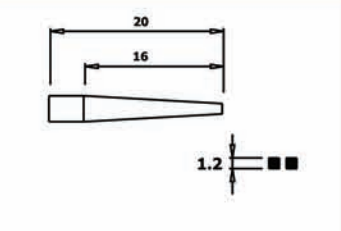



Order code	ESD Order code	Hrc	Weight (gr)	Length (mm)
PN 2001	PN 2001 D	48-50	78	146

PN 2002




PN 2002: The PN 2002 is a smooth, pointed short nose pliers suitable to be used with all type of components. Steel thickness 3.0mm. ESD-safe handles version available.



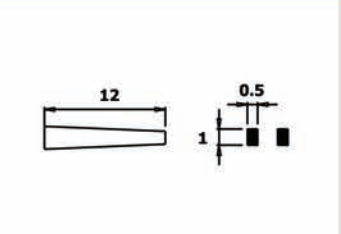



Order code	ESD Order code	Hrc	Weight (gr)	Length (mm)
PN 2002	PN 2002 D	48-50	78	146

PN 20 M



PN 20 M: Smooth pointed short nose pliers, specially designed for delicate work in electronics. Steel thickness 2.0mm. ESD-safe handles version available.



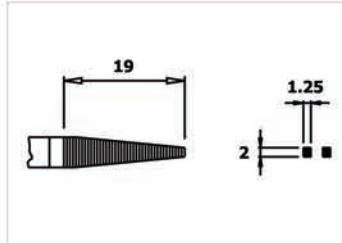


Order code	ESD Order code	Hrc	Weight (gr)	Length (mm)
PN 20 M	PN 20 M D	48-50	60	136

PN 5001



PN 5001: Serrated, pointed, short nose pliers. For the general handling of all types of components. Steel thickness 5.0mm.
ESD-safe handles version available.

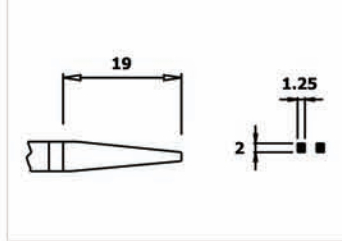


Order code	ESD Order code	Hrc	Weight (gr)	Lenght (mm)
PN 5001	PN 5001 D	48-50	98	146

PN 5002



PN 5002: Smooth, pointed, short nose pliers. For the general handling of all types of components. Steel thickness 5.0mm.
ESD-safe handles version available.



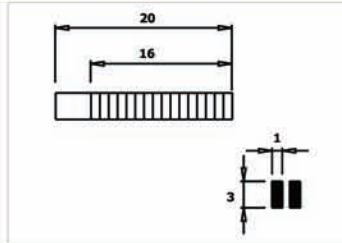
Order code	ESD Order code	Hrc	Weight (gr)	Lenght (mm)
PN 5002	PN 5002 D	48-50	98	146

Pliers *flat short nose pliers*

PN 2003



PN2003: The PN 2003 is a serrated, flat short nose pliers suitable to be used with all type of components. Steel thickness 3.0mm.
ESD-safe handles version available.

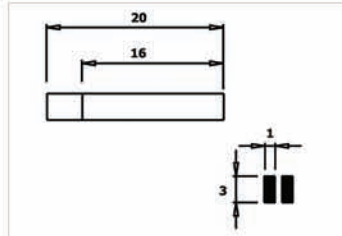


Order code	ESD Order code	Hrc	Weight (gr)	Lenght (mm)
PN 2003	PN 2003 D	48-50	78	146

PN 2004



PN 2004: The PN 2004 is a smooth, flat short nose pliers suitable to be used with all type of components. Steel thickness 3.0mm.
ESD-safe handles version available.

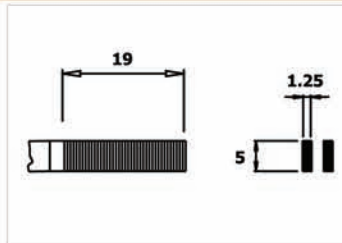


Order code	ESD Order code	Hrc	Weight (gr)	Lenght (mm)
PN 2004	PN 2004 D	48-50	78	146

PN 5003



PN 5003: Serrated, flat, short nose pliers. For the general handling of all types of components. Steel thickness 5.0mm.
ESD-safe handles version available.


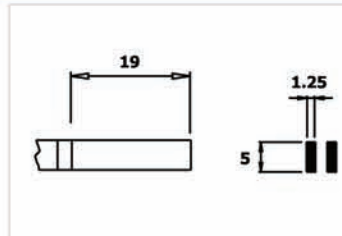


Order code	ESD Order code	Hrc	Weight (gr)	Lenght (mm)
PN 5003	PN 5003 D	48-50	98	146

PN 5004



PN 5004: Smooth, flat, short nose pliers. For the general handling of all types of components. Steel thickness 5.0mm.
ESD-safe handles version available.



Order code	ESD Order code	Hrc	Weight (gr)	Lenght (mm)
PN 5004	PN 5004 D	48-50	98	146





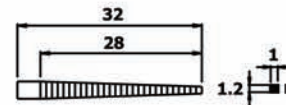
pliers

Pliers *pointed long nose pliers*

PN 2005



PN 2005: The PN 2005 is a serrated, pointed long nose pliers ideal to be used in difficult to reach areas. Steel thickness 3.0mm. ESD-safe handles version available.

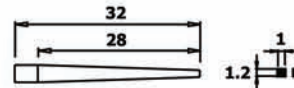


Order code	ESD Order code	Hrc	Weight (gr)	Lenght (mm)
PN 2005	PN 2005 D	48-50	78	160

PN 2006



PN 2006: The PN 2006 is a smooth, pointed long nose pliers ideal to be used in difficult to reach areas. Steel thickness 3.0mm. ESD-safe handles version available.

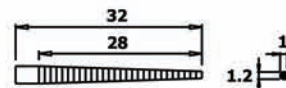


Order code	ESD Order code	Hrc	Weight (gr)	Lenght (mm)
PN 2006	PN 2006 D	48-50	78	160

PN 2015



PN2015: Serrated pointed, long nose pliers, with rounded external edges suitable for the handling of components in high density areas without causing damage. Steel thickness 3.0mm. ESD-safe handles version available.

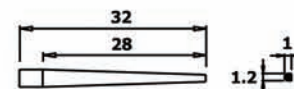


Order code	ESD Order code	Hrc	Weight (gr)	Lenght (mm)
PN 2015	PN 2015 D	48-50	78	160

PN 2016



PN 2016: Smooth pointed, long nose pliers, with rounded external edges suitable for the handling of components in high density areas without causing damage. Steel thickness 3.0mm. ESD-safe handles version available.

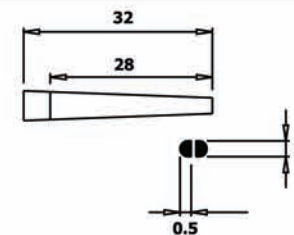


Order code	ESD Order code	Hrc	Weight (gr)	Lenght (mm)
PN 2016	PN 2016 D	48-50	78	160

PN 2002 M



PN 2002 M: Smooth, pointed long nose pliers, with rounded external edges and very thin tips. Ideal for the handling of components in high density area with no risk of damage. Steel thickness 2.0mm. ESD-safe handles version available.

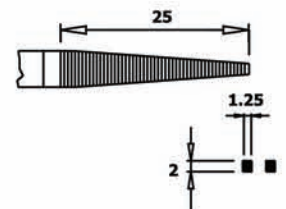


Order code	ESD Order code	Hrc	Weight (gr)	Lenght (mm)
PN 2002 M	PN 2002 M D	48-50	64	155

PN 5005



PN 5005: Serrated, pointed, long nose pliers. For the general handling of all types of components. Steel thickness 5.0mm. ESD-safe handles version available.

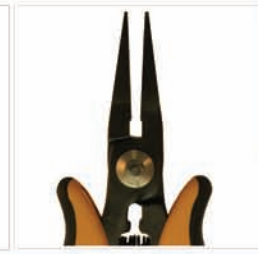
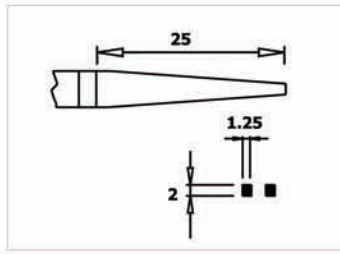


Order code	ESD Order code	Hrc	Weight (gr)	Lenght (mm)
PN 5005	PN 5005 D	48-50	100	154

PN 5006



PN 5006: Smooth, pointed, long nose pliers. For the general handling of all types of components. Steel thickness 5.0mm. ESD-safe handles version available.



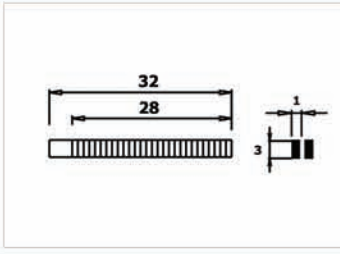
Order code	ESD Order code	Hrc	Weight (gr)	Lenght (mm)
PN 5006	PN 5006 D	48-50	100	154

Pliers *flat long nose pliers*

PN 2007



PN 2007: The PN 2007 is a serrated, flat long nose pliers ideal to be used in difficult to reach areas. Steel thickness 3.0mm. ESD-safe handles version available.


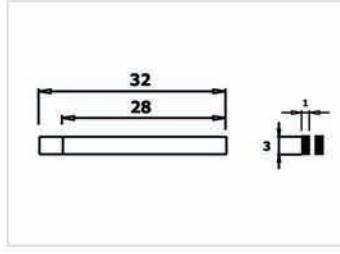


Order code	ESD Order code	Hrc	Weight (gr)	Lenght (mm)
PN 2007	PN 2007 D	48-50	78	160

PN 2008



PN2008: The PN 2008 is a smooth, flat long nose pliers ideal to be used in difficult to reach areas. Steel thickness 3.0mm. ESD-safe handles version available.

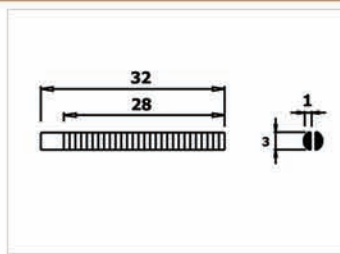


Order code	ESD Order code	Hrc	Weight (gr)	Lenght (mm)
PN 2008	PN 2008 D	48-50	78	160

PN 2017



PN 2017: Serrated flat, long nose pliers, with rounded external edges suitable for the handling of components in high density areas without causing damage. Steel thickness 3.0mm. ESD-safe handles version available.

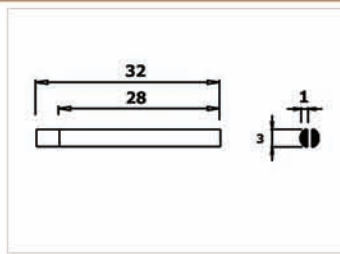


Order code	ESD Order code	Hrc	Weight (gr)	Lenght (mm)
PN 2017	PN 2017 D	48-50	78	160

PN 2018



PN 2018: Smooth flat, long nose pliers, with rounded external edges suitable for the handling of components in high density areas without causing damage. Steel thickness 3.0mm. ESD-safe handles version available.

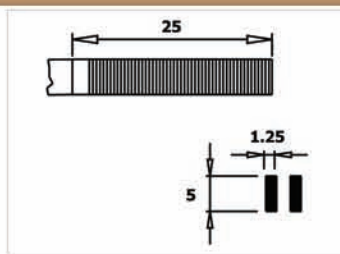


Order code	ESD Order code	Hrc	Weight (gr)	Lenght (mm)
PN 2018	PN 2018 D	48-50	78	160

PN 5007



PN 5007: The PN 5007 is a serrated flat long nose pliers ideal for the handling of components in poorly accessible areas and where a strong grip is needed. Steel thickness 5.0mm. ESD-safe handles version available.



Order code	ESD Order code	Hrc	Weight (gr)	Lenght (mm)
PN 5007	PN 5007 D	48-50	100	154

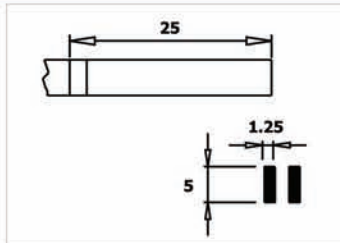




PN 5008



PN 5008: Smooth, flat, long nose pliers, ideal for the handling of components in poorly accessible areas and where a strong grip is needed. Steel thickness 5.0mm. ESD-safe handles version available.



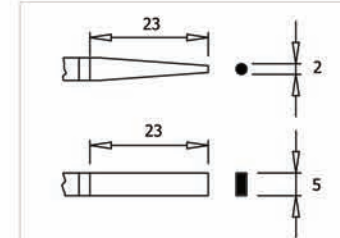
Order code	ESD Order code	Hrc	Weight (gr)	Lenght (mm)
PN 5008	PN 5008 D	48-50	100	154

Pliers *rounded nose pliers*

PN 5028



PN 5028: Special long nose pliers, with one flat and one round jaw. Steel thickness 5.0mm. ESD-safe handles version available.

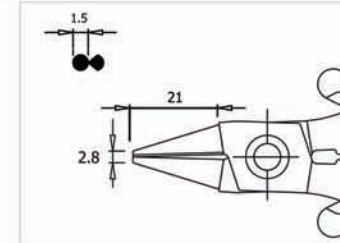


Order code	ESD Order code	Hrc	Weight (gr)	Lenght (mm)
PN 5028	PN 5028 D	48-50	100	154

PN 5025 C



PN 5025 C: Special pliers, rounded nose and cutting tip with induction treatment. Cutting force 3kg- copper wire 1.02 (Ø mm) - 18 (awg) Thickness 5 mm. ESD-safe handles version available.

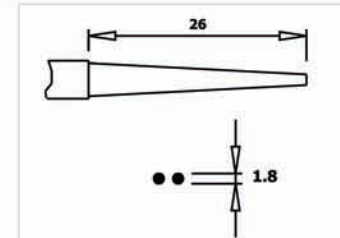


Order code	ESD Order code	Hrc	Weight (gr)	Lenght (mm)
PN 5025 C	PN 5025 C D	48-50	78	147

PN 5025



PN 5025: Smooth rounded long nose pliers ideal for the handling of components in dense areas without causing damages. Tips diameter 1.8mm. Nose length 26mm. Steel thickness 5.0mm. ESD-safe handles version available.

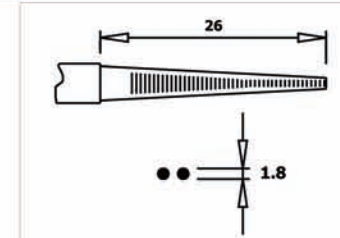


Order code	ESD Order code	Hrc	Weight (gr)	Lenght (mm)
PN 5025	PN 5025 D	48-50	98	154

PN 5025 Z



PN 5025 Z: Serrated rounded long nose pliers, ideal for the handling of components in high density areas without causing damages. Tips diameter 1.8 mm. Nose length 26mm. Steel thickness 5.0mm. ESD-safe handles version available.

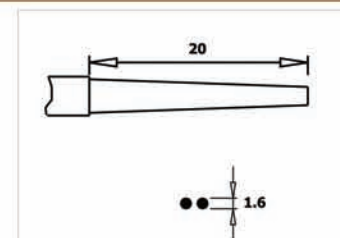


Order code	ESD Order code	Hrc	Weight (gr)	Lenght (mm)
PN 5025 Z	PN 5025 Z D	48-50	98	154

PN 5025/1



PN 5025/1: Smooth rounded short nose pliers, ideal for the handling of components in high density areas without causing damage. Tips diameter 1.6 mm. Nose length 20mm. Steel thickness 5.0mm. ESD-safe handles version available.

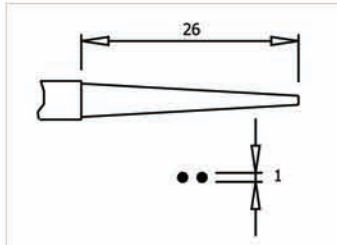


Order code	ESD Order code	Hrc	Weight (gr)	Lenght (mm)
PN 5025/1	PN 5025/1 D	48-50	98	146

PN 5025/2



PN 5025/2: Smooth rounded long nose pliers, ideal for the handling of components in high density areas without causing damage. Tips diameter 1.0 mm. Nose length 26mm. Steel thickness 5.0mm. ESD-safe handles version available.

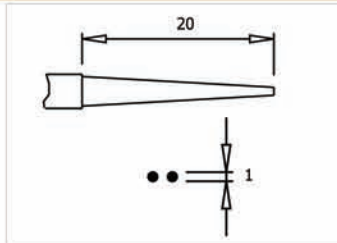


Order code	ESD Order code	Hrc	Weight (gr)	Lenght (mm)
PN 5025/2	PN 5025/2 D	48-50	100	154

PN 5025/3



PN 5025/3: Smooth rounded short nose pliers, ideal for the handling of components in high density areas without causing damage. Tips diameter 1.0 mm. Nose length 20mm. Steel thickness 5.0mm. ESD-safe handles version available.



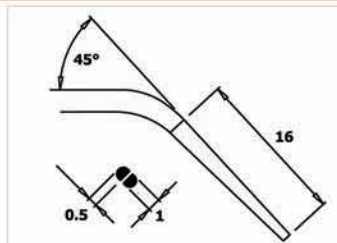
Order code	ESD Order code	Hrc	Weight (gr)	Lenght (mm)
PN 5025/3	PN 5025/3 D	48-50	98	146

Pliers *bent nose pliers*

PN 2002 PM



PN2002 PM: Smooth, 45° angled long nose pliers with rounded external edges. Thanks to its shape, it gives a wide angle of vision of the work area. Steel thickness 2.0mm. ESD-safe handles version available.

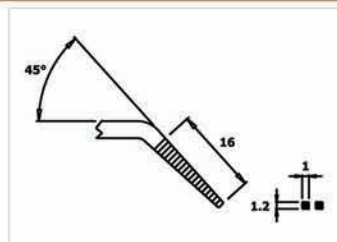


Order code	ESD Order code	Hrc	Weight (gr)	Lenght (mm)
PN 2002 PM	PN 2002 PM D	48-50	64	147

PNB 2005



PNB 2005: Serrated pointed long nose pliers bent at 45°. Thanks to its shape, it gives a wide angle of vision of the work area and suitable for the handling of components in difficult to reach areas. Steel thickness 3.0mm. ESD-safe handles version available.

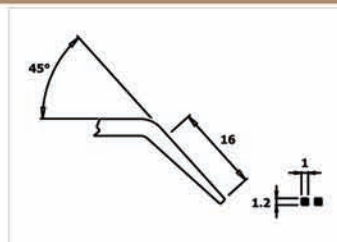


Order code	ESD Order code	Hrc	Weight (gr)	Lenght (mm)
PNB 2005	PNB 2005 D	48-50	78	152

PNB 2006



PNB 2006: Smooth pointed long nose pliers bent at 45°. Thanks to its shape, it gives a wide angle of vision of the work area and suitable for the handling of components in difficult to reach areas. Steel thickness 3.0mm. ESD-safe handles version available.

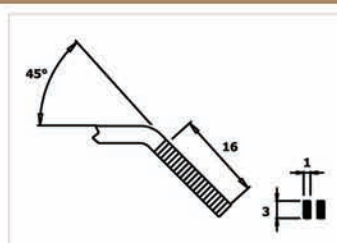


Order code	ESD Order code	Hrc	Weight (gr)	Lenght (mm)
PNB 2006	PNB 2006 D	48-50	78	152

PNB 2007



PNB 2007: Serrated flat long nose pliers bent at 45°. Thanks to its shape, it gives a wide angle of vision of the work area and suitable for the handling of components in difficult to reach areas. Steel thickness 3.0mm. ESD-safe handles version available.



Order code	ESD Order code	Hrc	Weight (gr)	Lenght (mm)
PNB 2007	PNB 2007 D	48-50	78	152



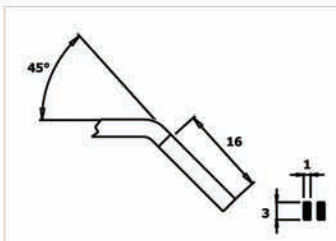
pliers



PNB 2008



PNB 2008: Smooth flat long nose pliers bent at 45°. Thanks to its shape, it gives a wide angle of vision of the work area and suitable for the handling of components in difficult to reach areas. Steel thickness 3.0mm. ESD-safe handles version available.

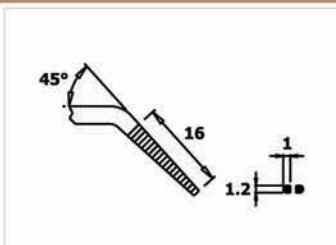


Order code	ESD Order code	Hrc	Weight (gr)	Lenght (mm)
PNB 2008	PNB 2008 D	48-50	78	152

PNB 2015



PNB 2015: The PNB 2015 has a serrated, pointed and externally rounded nose, bent at 45°, suitable for the handling of components in difficult to reach areas. Steel thickness 3.0mm. ESD-safe handles version available.

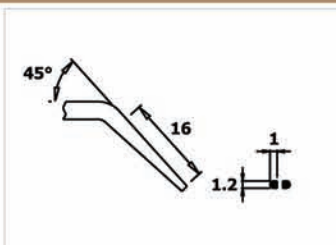


Order code	ESD Order code	Hrc	Weight (gr)	Lenght (mm)
PNB 2015	PNB 2015 D	48-50	78	152

PNB 2016




PNB 2016: Smooth pointed, externally rounded nose pliers bent at 45°, suitable for the handling of components in difficult to reach areas. Steel thickness 3.0mm. ESD-safe handles version available.

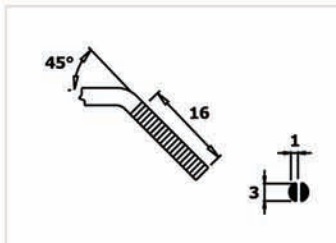


Order code	ESD Order code	Hrc	Weight (gr)	Lenght (mm)
PNB 2016	PNB 2016 D	48-50	78	152

PNB 2017



PNB 2017: Serrated flat, externally rounded nose pliers bent at 45°, suitable for the handling of components in difficult to reach areas. Steel thickness 3.0mm. ESD-safe handles version available.

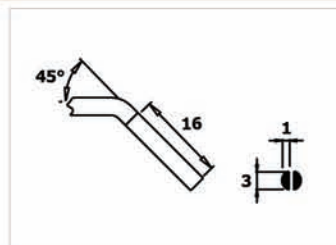


Order code	ESD Order code	Hrc	Weight (gr)	Lenght (mm)
PNB 2017	PNB 2017 D	48-50	78	152

PNB 2018









PNB 2018: Smooth flat, externally rounded nose pliers bent at 45°, suitable for the handling of components in difficult to reach areas. Steel thickness 3.0mm. ESD-safe handles version available.







Order code	ESD Order code	Hrc	Weight (gr)	Lenght (mm)
PNB 2018	PNB 2018 D	48-50	78	152



Special tools "C" shape forming pliers

Order code	Tip	length (mm)	cutting force (kg)	copper wire Ø mm awg		Notes
PNR 30D		145	3	1.02	18	C shape forming pliers. ESD safe handles.
PNG 5000D		150	3	1.02	18	C shape forming pliers. ESD safe handles.
PNR 5000D		150	3	1.02	18	cutting and C shape forming pliers. ESD safe handles.
PNR 5010D		150	3	1.02	18	it cuts & forms in a double opposite C shape the component wire in one step. ESD safe handles.
PTR 30 CD		150	3	1.02	18	C shape forming pliers which cuts the residual part at 3mm. ESD safe handles.
PTR 30 C/5D		150	3	1.02	18	C shape forming pliers which cuts the residual part at 4mm. ESD safe handles.


"U" shape forming pliers

Order code	Tip	length (mm)	cutting force (kg)	copper wire Ø mm awg		Notes
PPR 5000D		150	3	0.6-0.8	22-20	U shape forming pliers. ESD safe handles.
PPR 5001D		150	3	0.6-0.8	22-20	U shape forming pliers. ESD safe handles.
PPR 5002D		150	3	0.6-0.8	22-20	U shape forming pliers. ESD safe handles.
PPR 5003D		150	3	0.6-0.8	22-20	U shape forming pliers. ESD safe handles.












"90°" forming pliers

Order code	Tip	length (mm)	cutting force (kg)	copper wire Ø mm awg		Notes
PN 5040/90D		158	3	1.30	16	cutting and 90°shape forming pliers. ESD safe handles
PN 5040/7D		158	3	1.30	16	90°shape forming pliers. ESD safe handles.

"L" shape forming pliers

Order code	Tip	length (mm)	cutting force (kg)	copper wire Ø mm awg		Notes
PTR 30 LD		150	3	1.02	18	cutting and L shape forming pliers. ESD safe handles.

"TO" forming pliers

Order code	Tip	length (mm)	cutting force (kg)	copper wire Ø mm awg		Notes
PN 5050D		155	3	1.30	16	forming of the central lead of TO 220, 3.81mm pitch. ESD safe handles.
PN 5050/3D		158	3	1.30	16	forming of the central lead of TO247 & TO220, 5.08mm pitch. ESD safe handles.
PN 5050/14D		158	3	1.30	16	forming of the central lead of TO 220, 3.0mm pitch. ESD safe handles.
PN 5050/15D		158	3	1.30	16	forming of the central lead of TO 220, 2.54mm pitch. ESD safe handles.
PN 5050/04D		158	3	1.30	16	forming of side leads of TO 247 and TO220, 5.08mm pitch. ESD safe handles.
PN 5050/10D		158	3	1.30	16	forming of side leads of TO 220 and TO 247, 2.54mm pitch. ESD safe handles.
PN 5050/60D		158	3	1.30	16	forming of TO220 & TO247; side leads at 1.5 mm pitch and central lead at 3.5 mm pitch. ESD.
PN 5050/16D		158	3	1.30	16	forming of side leads of TO 247 and TO220, 3.81mm pitch. ESD safe handles.
PN 5050/19D		158	3	1.30	16	forming of 5 leads TO220; 1-3-5 leads at 4mm and 2-4 leads at 1.5mm. ESD safe handles.
PN 5050/38D		158	3	1.30	16	forming of 1-3-5 leads of TO220 at 3.0mm pitch (5 leads). ESD safe handles.
PN 5050/54D		158	3	1.30	16	forming of 1-3-5 leads of TO220 at 2.54mm pitch (5 leads). ESD safe handles.





PN 5050/36D		158	3	1.30	16	forming of 2-4 dei TO220 leads of TO220 at 3.0mm pitch (5 leads). ESD safe handles.
PN 5050/53D		158	3	1.30	16	forming of 2-4 dei TO220 leads of TO220 at 2.54mm pitch (5 leads). ESD safe handles.
PN 5050/6D		155	3	1.30	16	forming of TO 220 at 90° leaving longer of 2.54mm the central lead. ESD safe handles.
PN 5050/7D		155	3	1.30	16	forming of TO 220 at 90° leaving longer of 2.54mm the side leads. ESD safe handles.
PN 5050/17D		158	3	1.30	16	forming of TO 220 at 90° leaving longer the central lead by 3.81mm. ESD safe handles.
PN 5050/21D		155	3	1.30	16	forming of TO 220 at 90° leaving the 1-3-5 leads shorter of 2.54mm than 2-4 leads (5 leads). ESD
PN 5050/37D		158	3	1.30	16	forming of TO 220 at 90° leaving the 2-4 leads shorter of 2.54mm than 1-3-5 leads (5 leads). ESD
PN 5050/46D		158	3	1.30	16	forming of TO 220 (5 leads) at 90° leaving the 2-4 leads shorter of 3.81mm than 1-3-5 leads. ESD
PN 5050/47D		158	3	1.30	16	it forms TO 220 (7 leads) at 90°, leaves the 2-4-6 leads shorter of 2.54mm than 1-3-5 leads. ESD
PN 5050/49D		158	3	1.30	16	forming of the central lead of TO 92 at 2.54mm pitch. ESD safe handles.
PN 5050/25D		158	3	1.30	16	forming of the central lead of TO 92 at 1.27 mm pitch. ESD safe handles.

form & cut of small ICS

Order code	Tip	Lenght (mm)	cutting force (kg)	copper wire Ø mm awg		notes
PNI 5000D		150	3	0.80	20	cutting and forming pliers of small ICS. ESD safe handles.
PNI 5015D		155	5	0.64	22	clean cut at adjustable height from the surface of a leads row. ESD safe handles.

cut & press pliers

Order code	Tip	Lenght (mm)	cutting force (kg)	copper wire Ø mm awg		notes
TS 30D		138	9	1.02	18	cut and press pliers. ESD safe handles.

cut & bend pliers

Order code	Tip	Lenght (mm)	cutting force (kg)	copper wire Ø mm awg		notes
TP 30D		138	3	1.02	18	cut and bend pliers. ESD safe handles.
TP 5000/15D		147	3	1.02	18	cut and bend of the component fixing it on the circuit board. ESD safe handles.

pliers for seeger manipulation

Order code	Tip	Lenght (mm)	notes		
P1		155	tool for the application of straight seegers		
P2		155	tool for the application of straight seegers		
PP1		150	tool for the application of seegers; 90° nosetool		
PP2		150	for the application of seegers; 90° nose		
PN 5030		155	tool for the manipulation of seegers		

pliers for contacts insertion

Order code	Tip	Lenght (mm)	hrc	weight (gr)	notes
PPN 04 NB		170	46-48	115	pliers for the insertion of contacts in multipolar connectors; dimensions 16-18-20
PPN 05 NB		170	46-48	115	pliers for the insertion of contacts in multipolar connectors; dimensions 12-16
PPN 06 NB		170	46-48	115	pliers for the insertion of contacts in multipolar connectors; dimensions 20-22-26



pliers for pins separation

Order code	Tip	length (mm)	cutting force (kg)	Notes
PN 5050/5		152	3	pin separation tool

rounded nose pliers with cutting tip

Order code	Tip	length (mm)	cutting force (kg)	copper wire Ø mm awg	Notes
PN 5025 C		147	3	1.02 18	round nose pliers with cutting tip

pneumatic tools

Order code	Tip	max cutting force (kg)	copper wire Ø mm awg	plastic wire (mm)	Notes
TPP TP 6000		50	1.02 18	-	pneumatic cut and press tool
TPP TP 6000-15		70	1.02 18	-	pneumatic cut and bend tool
TPP TR 6000		90	1.60 14	-	pneumatic cutter; chamfered cut
TPP TR 6000 C		110	1.80 13	-	strong pneumatic cutter; chamfered cut
TPP TR 6000 A		90	1.60 14	-	pneumatic cutter with safety clip; chamfered cut
TPP TR 6000 R		90	1.60 14	-	pneumatic cutter; flush cut
TPP TR 6000 PR		90	1.30 16	-	pneumatic cutter; flush cut and pointed tip
TPP TM 6000		190	- -	7	pneumatic cutter; flush cut ideal for plastic wire
TPP TR 6000 V		80	1.30 16	-	pneumatic cutter; 60° bent nose, front flush cut
TPP TR 6000 (10-13-15)		90	1.60 14	-	pneumatic cutter; flush cut at different height
TPP TS 6000		80	1.30 16	-	pneumatic cut and press
Order code	Tip	max cutting force (kg)	copper wire Ø mm awg	iron wire (mm)	Notes
TPP TM 6000 R		190	2.60 10	2	pneumatic cutter; flush cut
TPP TM 6000 S		190	2.60 10	2	pneumatic cutter; chamfered cut

pin strip cut pliers

Order code	Notes
STR 50	Special tool for Pin Strip cut. Suitable for straight and angled Pin Strip.

pins aligners

Order code	Notes
SAL 01 SP	pins aligner with press for integrated MOS and CMOS from 4 to 64
SAL 01 NN	pins aligner without press for integrated MOS and CMOS from 4 to 64 pins

torque spanners

Order code	Notes
CHD 08 01	torque spanner for M8 nuts with torque setting of 1 Nm ±10%

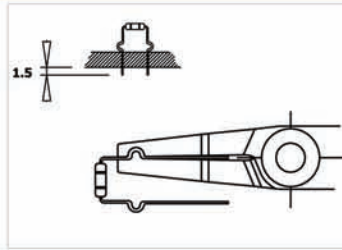
Special tools "C" shape forming pliers



PNR 30 D



PNR 30 D: Special forming tool that C shapes the component wire. Bent at 45°. Steel thickness 3mm. Tool length 145mm. ESD-safe handles.

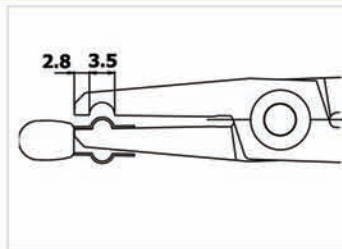


Order code	Length (mm)	Cutting force (kg)	Copper wire (Ø mm)	Copper wire (awg)
PNR 30 D	145	3	1.02	18

PNG 5000 D



PNG 5000 D: Special tool for the forming of components in a C shape. Its special radius enables components to be formed with no stress. Steel thickness 5mm. Tool length 150mm. ESD-safe handles

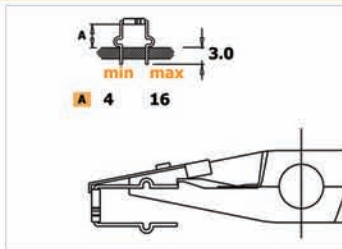


Order code	Length (mm)	Cutting force (kg)	Copper wire (Ø mm)	Copper wire (awg)
PNG 5000 D	150	3	1.02	18

PNR 5000 D



PNR 5000 D: A special tool that cuts and forms the component wire in one operation. Length setting is carried out by means of a sliding stop (A min 4 max 16). Steel thickness 5.0mm. Tool length 150mm. ESD-safe handles

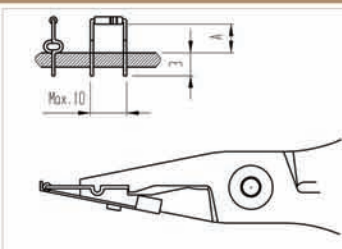


Order code	Length (mm)	Cutting force (kg)	Copper wire (Ø mm)	Copper wire (awg)
PNR 5000 D	150	3	1.02	18

PNR 5010 D



PNR 5010 D: Forming pliers that cuts and forms in a double opposite C shape the component wire in one operation. Length setting is carried out by means of a sliding stop (A min 4 max 16). Steel thickness 10mm. Tool length 150mm. ESD-safe handles

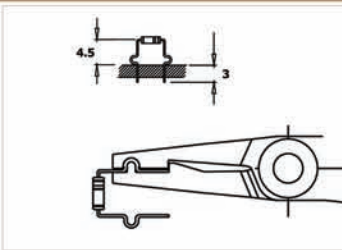


Order code	Length (mm)	Cutting force (kg)	Copper wire (Ø mm)	Copper wire (awg)
PNR 5010 D	150	3	1.02	18

PTR 30 C D



PTR 30 CD: Pliers which forms the component wire in a C shape and cuts off the residual part. Residual component lead's length 3mm. Steel thickness 3.0mm. Tool length 150mm. ESD-safe handles

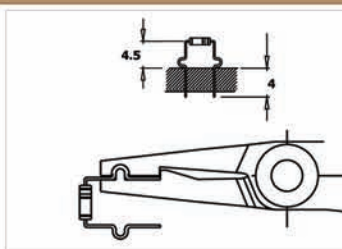


Order code	Length (mm)	Cutting force (kg)	Copper wire (Ø mm)	Copper wire (awg)
PTR 30 CD	150	3	1.02	18

PTR 30 C/5D



PTR 30 C/5D: Pliers which forms the component wire in a C shape and cuts off the residual part. Residual component lead's length 4mm. Steel thickness 3.0mm. Tool length 150mm. ESD-safe handles



Order code	Length (mm)	Cutting force (kg)	Copper wire (Ø mm)	Copper wire (awg)
PTR 30 C/5D	150	3	1.02	18

Special tools "U" shape forming pliers



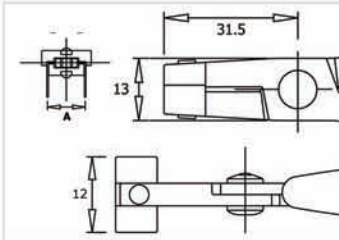
special tools

PPR 5000D



PPR 5000D: It forms the component wire in a U shape
A=7.62

ESD-safe handles.



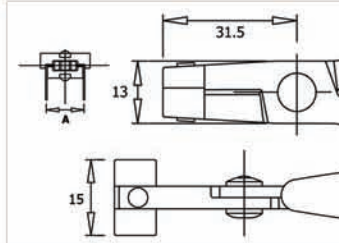
Order code	Length (mm)	Cutting force (kg)	Copper wire (Ø mm)	Copper wire (awg)
PPR 5000D	150	3	0.6-0.8	22-20

PPR 5001D



PPR 5001D: It forms the component wire in a U shape
A=10.16

ESD-safe handles.



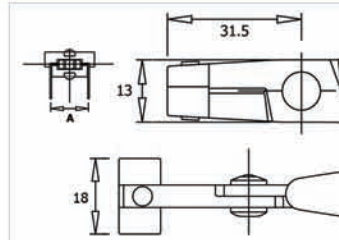
Order code	Length (mm)	Cutting force (kg)	Copper wire (Ø mm)	Copper wire (awg)
PPR 5001D	150	3	0.6-0.8	22-20

PPR 5002D



PPR 5002D: It forms the component wire in a U shape
A=12.70

ESD-safe handles.



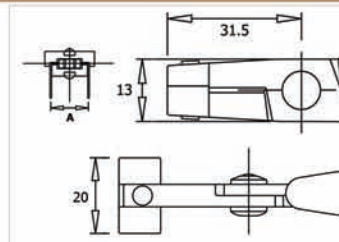
Order code	Length (mm)	Cutting force (kg)	Copper wire (Ø mm)	Copper wire (awg)
PPR 5002D	150	3	0.6-0.8	22-20

PPR 5003D



PPR 5003D: It forms the component wire in a U shape
A=15.24

ESD-safe handles.



Order code	Length (mm)	Cutting force (kg)	Copper wire (Ø mm)	Copper wire (awg)
PPR 5003D	150	3	0.6-0.8	22-20

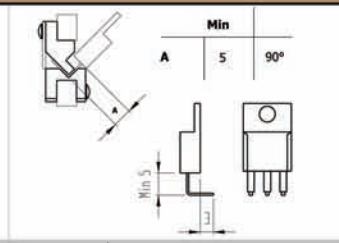
Special tools "90°" forming pliers

PN 5040/90D



PN 5040/90D: Special pliers which cuts and forms the component wire at 90° in one step. It is possible to adjust the length by means of a sliding stop. Steel thickness 5.0mm. Tool length 158mm.

ESD-safe handles.

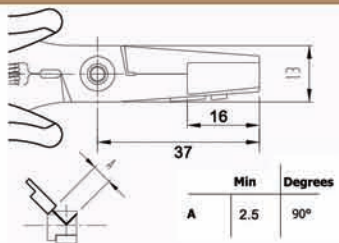


Order code	Length (mm)	Cutting force (kg)	Copper wire (Ø mm)	Copper wire (awg)
PN 5040/90D	158	3	1.30	16

PN 5040/7D



PN 5040/7D: Special pliers which forms the component wire at 90°. With adjustable stop to adjust the forming distance (A). Max forming width 16mm to allow TO220 and TO247 forming components. This item combines both PN5040 and PN5040/5 articles. Steel thickness 5.0mm. Tool length 158mm. ESD-safe handles.



Order code	Length (mm)	Cutting force (kg)	Copper wire (Ø mm)	Copper wire (awg)
PN 5040/7D	158	3	1.30	16

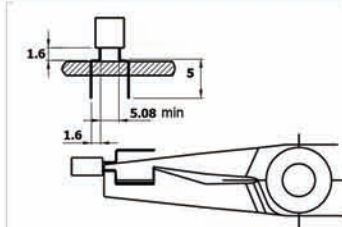


Special tools "L" shape forming pliers

PTR 30 LD



PTR 30 LD: Tool that forms the component wire in a L shape and cuts off the residual part. Steel thickness 3.0mm. Tool length 150 mm. ESD-safe handles



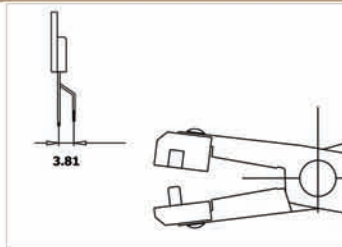
Order code	Lenght (mm)	Cutting force (kg)	Copper wire (Ø mm)	Copper wire (awg)
PTR 30 LD	150	3	1.02	18

Special tools "TO" forming pliers

PN 5050D



PN 5050D: Special tool for the forming of central lead of TO 220 with 3.81mm pitch. Steel thickness 5.0mm. Tool length 155mm. ESD-safe handles.

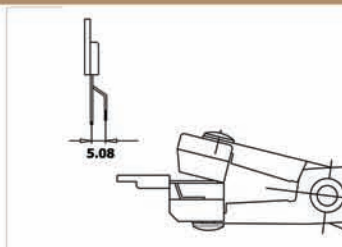


Order code	Lenght (mm)	Cutting force (kg)	Copper wire (Ø mm)	Copper wire (awg)
PN 5050D	155	3	1.30	16

PN 5050/3D



PN 5050/3D: Special tool for the forming of central lead of TO 247 and TO 220, 5.08mm pitch. Steel thickness 5.0mm. Tool length 158mm. ESD-safe handles.

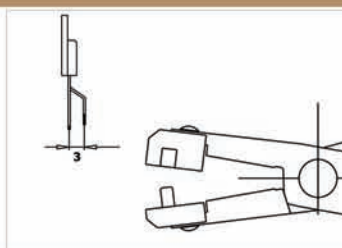


Order code	Lenght (mm)	Cutting force (kg)	Copper wire (Ø mm)	Copper wire (awg)
PN 5050/3D	158	3	1.30	16

PN 5050/14D



PN 5050/14D: Special tool for the forming of central lead of TO 220, 3.0 mm pitch. Steel thickness 5.0mm. Tool length 158mm. ESD-safe handles.

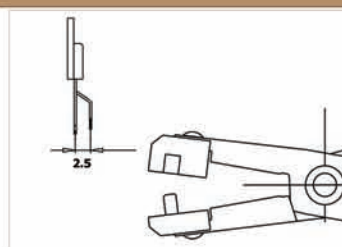


Order code	Lenght (mm)	Cutting force (kg)	Copper wire (Ø mm)	Copper wire (awg)
PN 5050/14D	158	3	1.30	16

PN 5050/15D



PN 5050/15D: Special tool for the forming of central lead of TO 220, 2.54mm pitch. Steel thickness 5.0mm. Tool length 158mm. ESD-safe handles.



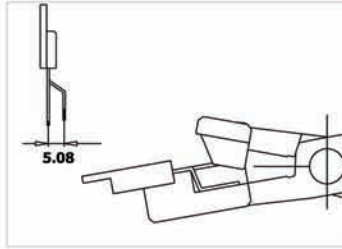
Order code	Lenght (mm)	Cutting force (kg)	Copper wire (Ø mm)	Copper wire (awg)
PN 5050/15D	158	3	1.30	16



PN 5050/04D



PN 5050/04D: Special tool for the forming of side leads of TO 247 and of TO220, 5.08mm pitch. Steel thickness 5.0mm. Tool length 158mm. ESD-safe handles.

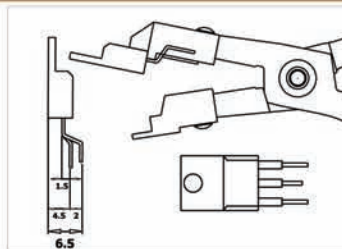


Order code	Length (mm)	Cutting force (kg)	Copper wire (Ø mm)	Copper wire (awg)
PN 5050/04D	158	3	1.30	16

PN 5050/60D



PN 5050/60D: Special pliers designed to form the TO-220 and the TO-247 leads. It forms the side leads at 1.5mm pitch and the centre lead at 3.5mm. Steel thickness 5.0mm. Tool length 158mm. ESD-safe handles.

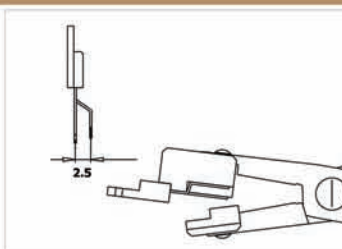


Order code	Length (mm)	Cutting force (kg)	Copper wire (Ø mm)	Copper wire (awg)
PN 5050/60D	158	3	1.30	16

PN 5050/10D



PN 5050/10D: Special pliers designed to form the two TO220 and TO 247 side leads at 2.54mm pitch. Steel thickness 5.0mm. Tool length 158mm. ESD-safe handles.

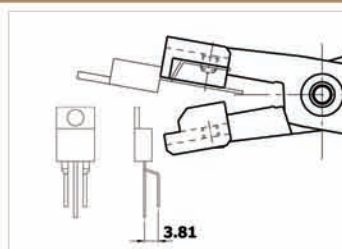


Order code	Length (mm)	Cutting force (kg)	Copper wire (Ø mm)	Copper wire (awg)
PN 5050/10D	158	3	1.30	16

PN 5050/16D



PN 5050/16D: Special pliers designed to form the TO 247 and TO220 side leads at 3.81mm pitch. Steel thickness 5.0mm. Tool length 158mm. ESD-safe handles.

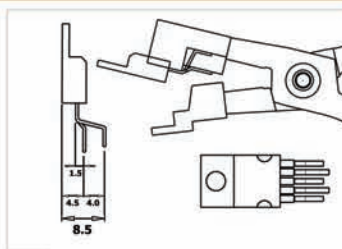


Order code	Length (mm)	Cutting force (kg)	Copper wire (Ø mm)	Copper wire (awg)
PN 5050/16D	158	3	1.30	16

PN 5050/19D



PN 5050/19D: Special pliers designed to form the TO220 component leads (5 leads). It forms the 1-3-5 leads at 4mm pitch and the 2-4 leads at 1.5mm pitch. Steel thickness 5.0mm. Tool length 158mm. ESD-safe handles.

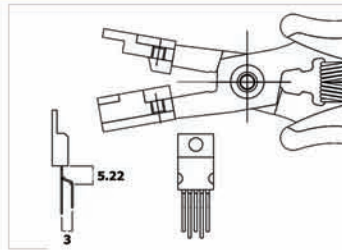


Order code	Length (mm)	Cutting force (kg)	Copper wire (Ø mm)	Copper wire (awg)
PN 5050/19D	158	3	1.30	16

PN 5050/38D



PN 5050/38D: Special pliers designed to form the TO220 component leads (5 leads). It forms the 1-3-5 leads at 3mm pitch. Steel thickness 5.0mm. Tool length 158mm. ESD-safe handles.



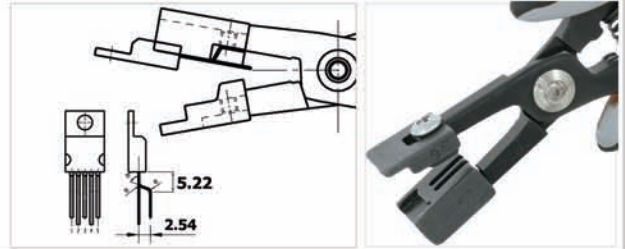
Order code	Length (mm)	Cutting force (kg)	Copper wire (Ø mm)	Copper wire (awg)
PN 5050/38D	158	3	1.30	16



PN 5050/54D



PN 5050/54D: Special tool designed to form TO220 component (5 leads). It forms 1-3-5 leads at 2.54 mm pitch. Steel thickness 5.0mm. Tool length 158mm. ESD-safe handles.

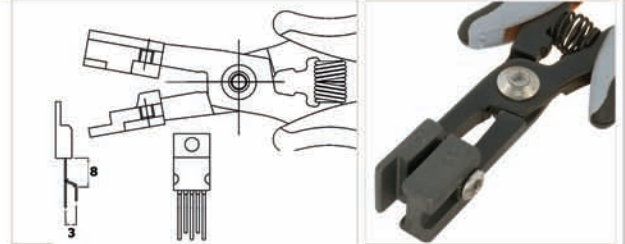


Order code	Length (mm)	Cutting force (kg)	Copper wire (Ø mm)	Copper wire (awg)
PN 5050/54D	158	3	1.30	16

PN 5050/36D



PN 5050/36D: Special tool designed to form TO220 component (5 leads). It forms 2-4 leads at 3 mm pitch. Steel thickness 5.0mm. Tool length 158mm. ESD-safe handles.

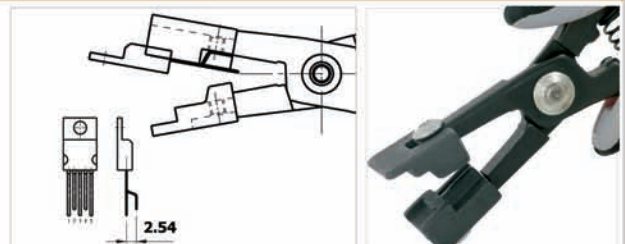


Order code	Length (mm)	Cutting force (kg)	Copper wire (Ø mm)	Copper wire (awg)
PN 5050/36D	158	3	1.30	16

PN 5050/53D



PN 5050/53D: Special tool designed to form TO220 component (5 leads). It forms 2-4 leads at 2.54 mm pitch. Steel thickness 5.0mm. Tool length 158mm. ESD-safe handles.

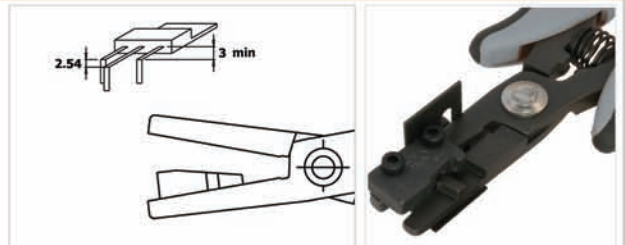


Order code	Length (mm)	Cutting force (kg)	Copper wire (Ø mm)	Copper wire (awg)
PN 5050/53D	158	3	1.30	16

PN 5050/6D



PN 5050/6D: Special pliers that enables TO220 component leads to be bent at a 90° angle in a single operation, in such a way that the central lead will be 2.54mm longer than the side leads. It is possible to adjust the distance by a sliding foil (min. 3mm). Steel thickness 5.0mm. Tool length 155mm. ESD-safe handles.

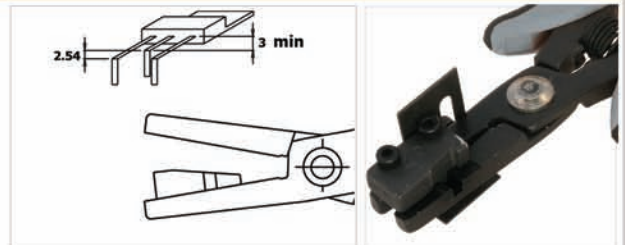


Order code	Length (mm)	Cutting force (kg)	Copper wire (Ø mm)	Copper wire (awg)
PN 5050/6D	155	3	1.30	16

PN 5050/7D



PN 5050/7D: Special pliers that enables TO220 component leads to be bent at a 90° angle in a single operation, in such a way that the central lead will be 2.54mm shorter than the side leads. It is possible to adjust the distance by a sliding foil (min 3 mm). Steel thickness 5.0mm. Tool length 155mm. ESD-safe handles.

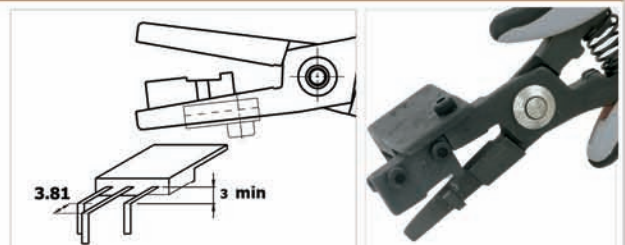


Order code	Length (mm)	Cutting force (kg)	Copper wire (Ø mm)	Copper wire (awg)
PN 5050/7D	155	3	1.30	16

PN 5050/17D



PN 5050/17D: Special pliers that enables TO220 component leads to be bent at a 90° angle in a single operation, in such a way that the central lead will be 3.81mm longer than the side leads. It is possible to adjust the distance by a sliding foil (min. 3mm). Steel thickness 5.5mm. Tool length 158mm. ESD-safe handles.



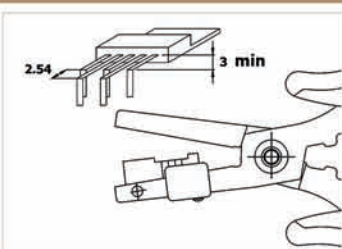
Order code	Length (mm)	Cutting force (kg)	Copper wire (Ø mm)	Copper wire (awg)
PN 5050/17D	158	3	1.30	16



PN 5050/21D



PN 5050/21D: Special pliers that enables TO220 component leads (5 leads) to be bent at a 90°angle in a single operation, in such a way that 1-3-5 leads will be 2.54mm shorter than 2-4 leads. It is possible to adjust the distance by a sliding foil (min. 3mm). Steel thickness 5.0mm. Tool length 155mm. ESD-safe handles.

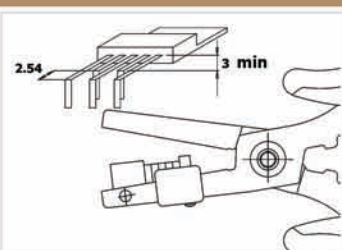


Order code	Lenght (mm)	Cutting force (kg)	Copper wire (Ø mm)	Copper wire (awg)
PN 5050/21D	155	3	1.30	16

PN 5050/37D



PN 5050/37D: Special tool that enables TO220 component leads (5 leads) to be bent at a 90°angle in a single operation, in such a way that 2-4 leads will be 2.54 mm shorter than 1-3-5 leads. It is possible to adjust the distance by a sliding foil (min. 3mm). Steel thickness 5.0mm. Tool length 158mm. ESD-safe handles.

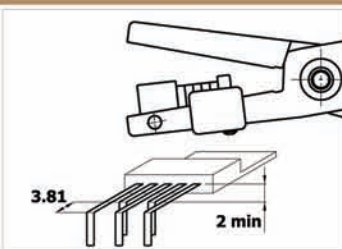


Order code	Lenght (mm)	Cutting force (kg)	Copper wire (Ø mm)	Copper wire (awg)
PN 5050/37D	158	3	1.30	16

PN 5050/46D



PN 5050/46: Special tool that enables TO220 component leads (5 leads) to be bent at a 90°angle in a single operation, in such a way that 2-4 leads will be 3.81 mm shorter than 1-3-5 leads. It is possible to adjust the distance by a sliding foil (min. 3mm). Steel thickness 5.5mm. Tool length 158mm. ESD-safe handles.

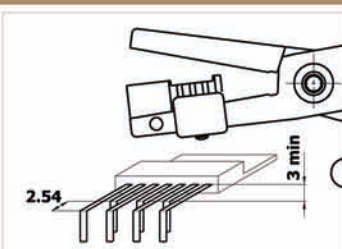


Order code	Lenght (mm)	Cutting force (kg)	Copper wire (Ø mm)	Copper wire (awg)
PN 5050/46D	158	3	1.30	16

PN 5050/47D



PN 5050/47D: Special tool that enables TO220 component leads (7 leads) to be bent at a 90°angle in a single operation, in such a way that 2-4- 6 leads will be 2.54 mm shorter than 1-3-5-7. It is possible to adjust the distance by a sliding foil (min. 3mm). Steel thickness 5.0mm. Tool length 158mm. ESD-safe handles.

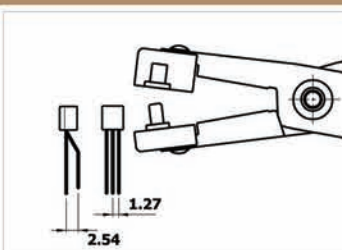


Order code	Lenght (mm)	Cutting force (kg)	Copper wire (Ø mm)	Copper wire (awg)
PN 5050/47D	158	3	1.30	16

PN 5050/49D



PN 5050/49D: Special pliers designed to form the central lead of TO 92 with 2.54mm pitch. Steel thickness 5.0mm. Tool length 158mm. ESD-safe handles.

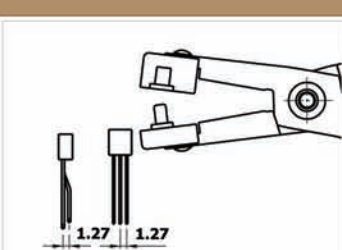


Order code	Lenght (mm)	Cutting force (kg)	Copper wire (Ø mm)	Copper wire (awg)
PN 5050/49D	158	3	1.30	16

PN 5050/25D



PN 5050/25D: Special pliers designed to form the central lead of TO 92 with 1.27mm pitch. Steel thickness 5.0mm. Tool length 158mm. ESD-safe handles.



Order code	Lenght (mm)	Cutting force (kg)	Copper wire (Ø mm)	Copper wire (awg)
PN 5050/25D	158	3	1.30	16

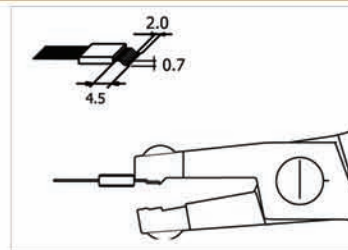


Special tools *cut of small ICs pliers*

PNI 5000D



PNI 5000D: Special pliers which forms and cuts the IC pins in one operation.
Steel thickness 5mm. Tool length 150mm.
ESD-safe handles.

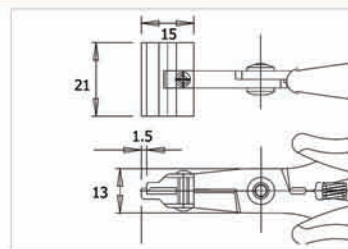


Order code	Lenght (mm)	Cutting force (kg)	Copper wire (Ø mm)	Copper wire (awg)
PNI 5000D	150	3	0.80	20

PNI 5015D



PNI 5015D: Special tool for a clean and flush cut at adjustable height from the surface of a pins line. It is possible to adjust the distance by a sliding foil (min. 1,5-max.10 mm).
Steel thickness 5mm. Tool length 155mm.
ESD-safe handles.



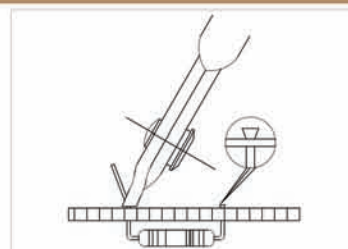
Order code	Lenght (mm)	Cutting force (kg)	Copper wire (Ø mm)	Copper wire (awg)
PNI 5015D	155	5	0.64	22

Special tools *cut & press pliers*

TS 30D



TS 30D: A special tool that cuts and presses the component wire against the PCB in one operation.
Steel thickness 3mm. Tool length 138mm.
ESD-safe handles.



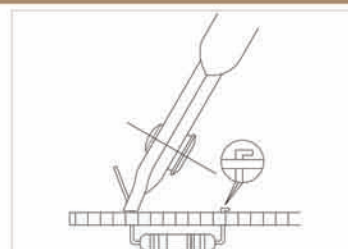
Order code	Lenght (mm)	Cutting force (kg)	Copper wire (Ø mm)	Copper wire (awg)
TS 30D	138	9	1.02	18

Special tools *cut & bend pliers*

TP 30D



TP 30D: A special tool that cuts and bends the component wire against the PCB in one operation.
Steel thickness 3mm. Tool length 138mm.
ESD-safe handles.

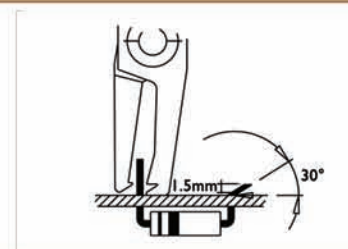


Order code	Lenght (mm)	Cutting force (kg)	Copper wire (Ø mm)	Copper wire (awg)
TP 30D	138	3	1.02	18

TP 5000/15D



TP 5000/15D: Special tool for end cutting, ideal when needed to access in dense areas of PCBs. It cuts and bends the component lead in one operation, fixing it to the circuit board.
Steel thickness 5mm. Tool length 147mm.
ESD-safe handles.




Order code	Lenght (mm)	Cutting force (kg)	Copper wire (Ø mm)	Copper wire (awg)
TP 5000/15D	147	3	1.02	18

Special tools *pliers for seeger manipulation*

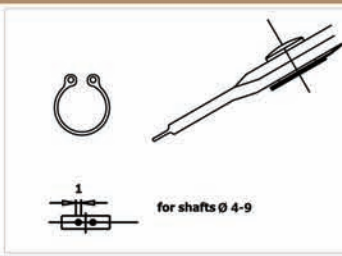


special tools

P1



P1: Seeger ring pliers to fit and remove circlips and seeger rings from shafts. For shaft \varnothing 4-9. Steel thickness 2.5mm. Tool length 155mm. ESD-safe handles version available

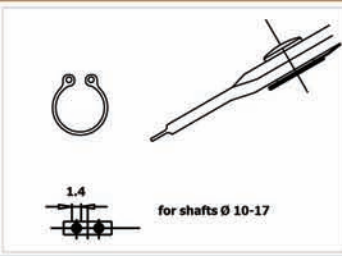


Order code	ESD Order code	Lenght (mm)	For shafts (\varnothing mm)	Tip diameter (\varnothing mm)
P1	P1 D	155	4-9	1.0

P2



P2: Seeger ring pliers to fit and remove circlips and seeger rings from shafts. For shaft \varnothing 10-17. Steel thickness 2.5mm. Tool length 155mm. ESD-safe handles version available

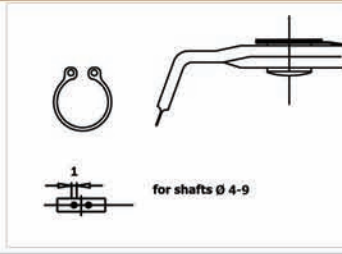


Order code	ESD Order code	Lenght (mm)	For shafts (\varnothing mm)	Tip diameter (\varnothing mm)
P2	P2 D	155	10-17	1.4

PP1



PP1: Seeger ring pliers to fit and remove circlips and seeger rings from shafts. 90° angled nose. For shaft \varnothing 4-9. Steel thickness 2.5mm. Tool length 150mm. ESD-safe handles version available

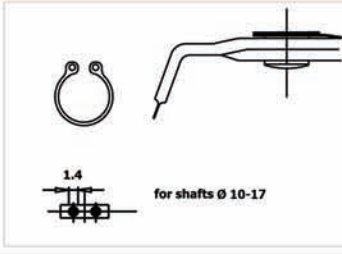


Order code	ESD Order code	Lenght (mm)	For shafts (\varnothing mm)	Tip diameter (\varnothing mm)
PP1	PP1 D	150	4-9	1.0

PP2




PP2: Seeger ring pliers to fit and remove circlips and seeger rings from shafts. 90° angled nose. For shaft \varnothing 10-17. Steel thickness 2.5mm. Tool length 150mm. ESD-safe handles version available

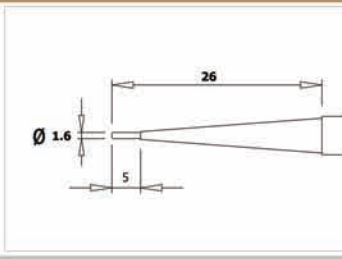


Order code	ESD Order code	Lenght (mm)	For shafts (\varnothing mm)	Tip diameter (\varnothing mm)
PP2	PP2 D	150	10-17	1.4

PN 5030




PN 5030: Pliers for the removal or insertion of internal seeger rings. For shafts \varnothing 14-30mm. Steel thickness 5mm. Tool length 155mm. ESD-safe handles version available



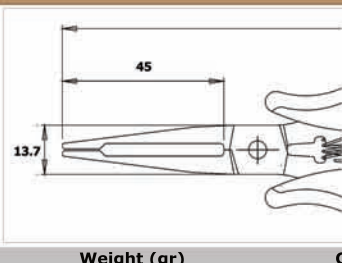
Order code	ESD Order code	Lenght (mm)	For shafts (\varnothing mm)	Tip diameter (\varnothing mm)
PN 5030	PN 5030 D	155	14-30	1.6

Special tools *pliers for contact insertion*

PPN 04 NB



PPN 04 NB: Special tool for the insertion of contacts into multi-polar connectors. The ergonomic grip is curved on the bottom to make easier the insertion push. Contact dimension: 16-18-20. Tool length 170mm. ESD-safe handles version available

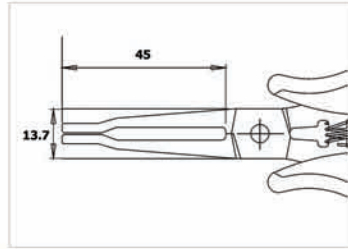


Order code	ESD Order code	Lenght (mm)	Weight (gr)	Contacts dimensions (\varnothing mm)
PPN 04 NB	PPN 04 NB D	170	115	16-18-20

PPN 05 NB



PPN 05 NB: Special tool for the insertion of contacts into multi-polar connectors. The ergonomic grip is curved on the bottom to make easier the insertion push.
Contact dimension: 12-16
Tool length 170mm
ESD-safe handles version available

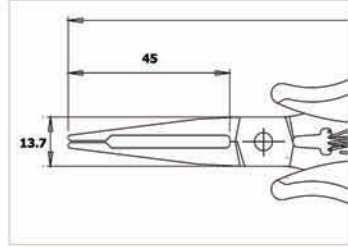


Order code	ESD Order code	Lenght (mm)	Weight (gr)	Contacts dimensions (Ø mm)
PPN 05 NB	PPN 05 NB D	170	115	12-16

PPN 06 NB



PPN 06 NB: Special tool for the insertion of contacts into multi-polar connectors. The ergonomic grip is curved on the bottom to make easier the insertion push.
Contact dimension: 20-22-26
Tool length 170mm
ESD-safe handles version available



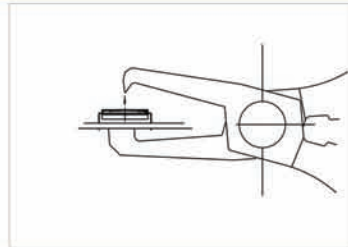
Order code	ESD Order code	Lenght (mm)	Weight (gr)	Contacts dimensions (Ø mm)
PPN 06 NB	PPN 06 NB D	170	115	20-22-26

Special tools *pliers for pins separation*

PN 5050/5



PN 5050/5: Special tool for the separation of pins (Jumper) in DIP (Dual In Line package).
Steel thickness 5mm. Tool length 152mm
ESD-safe handles version available



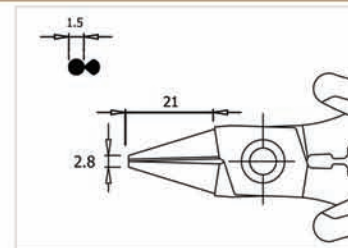
Order code	ESD Order code	Lenght (mm)	Weight (gr)	Cutting force (kg)
PN 5050/5	PN 5050/5 D	152	100	3

Special tools *rounded nose pliers with cutting tip*

PN 5025 C



PN 5025 C: Pliers with rounded nose and cutting tip. Used for the electronics but also ideal for making rosaries (with the same pliers it is possible to make loops and bends and to cut wire). Great for chain assembly.
Induction treatment on tips. Steel thickness 5mm.
ESD-safe handles version available



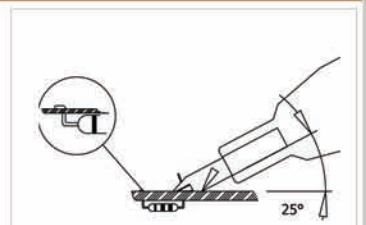
Order code	ESD Order code	Lenght (mm)	Cutting force (kg)	Copper wire (Ø mm)	Copper wire (awg)
PN 5025 C	PN 5025 C D	147	3	1.02	18

Special tools *pneumatic tools*

TPP TP 6000



TPP TP 6000: Pneumatic cutting and bending tool which blocks the component to the PCB.
Different blades available on request.



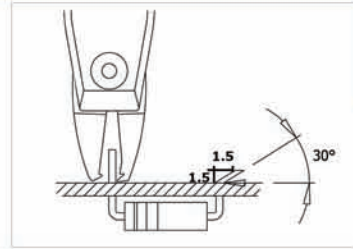
Order code	Cutting force (kg)	Copper wire (Ø mm)	Copper wire (awg)	Plastic wire (mm)
TPP TP 6000	50	1.02	18	-



TPP TP 6000-15



TPP TP 6000-15: Pneumatic cutting and bending tool which blocks the component to the PCB. Similar to TPP-TP-6000 but with a different head shape, ideal for working in difficult to reach areas. Different blades available on request

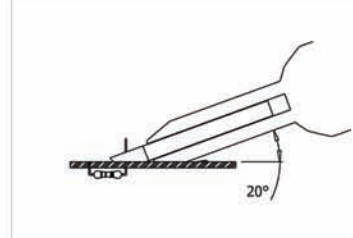


Order code	Cutting force (kg)	Copper wire (Ø mm)	Copper wire (awg)	Plastic wire (mm)
TPP TP 6000-15	70	1.02	18	-

TPP TR 6000



TPP TR 6000: Pneumatic chamfered cutting tool. Different blades available on request.

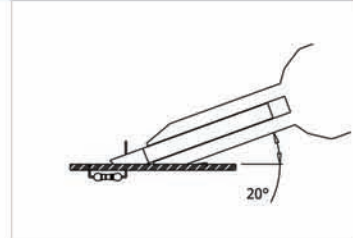


Order code	Cutting force (kg)	Copper wire (Ø mm)	Copper wire (awg)	Plastic wire (mm)
TPP TR 6000	90	1.60	14	-

TPP TR 6000 C



TPP TR 6000 C: Pneumatic chamfered cutting tool. Short and strong blades. Different blades available on request.



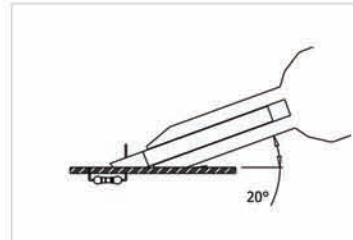
Order code	Cutting force (kg)	Copper wire (Ø mm)	Copper wire (awg)	Plastic wire (mm)
TPP TR 6000 C	110	1.80	13	-

TPP TR 6000 A



TPP TR 6000 A: Pneumatic chamfered cutting tool. Safety clip included. Different blades available on request.

ESD-safe handles version available

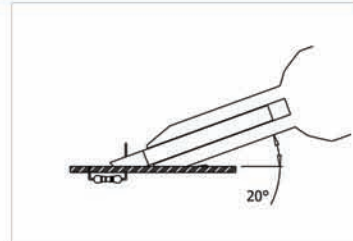


Order code	Cutting force (kg)	Copper wire (Ø mm)	Copper wire (awg)	Plastic wire (mm)
TPP TR 6000 A	90	1.60	14	-

TPP TR 6000 R



TPP TR 6000 R: Pneumatic flush cutting tool. Different blades available on request.

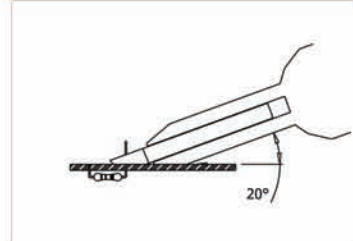


Order code	Cutting force (kg)	Copper wire (Ø mm)	Copper wire (awg)	Plastic wire (mm)
TPP TR 6000 R	90	1.60	14	-

TPP TR 6000 PR



TPP TR 6000 PR: Pneumatic flush cutting tool with pointed tips. Different blades available on request.



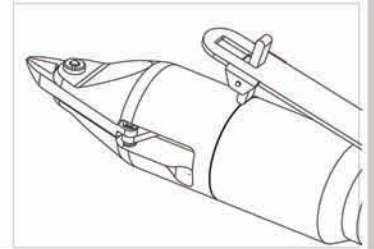
Order code	Cutting force (kg)	Copper wire (Ø mm)	Copper wire (awg)	Plastic wire (mm)
TPP TR 6000 PR	90	1.30	16	-



TPP TM 6000



TPP TM 6000: pneumatic cutter; flush cut ideal for plastic wire
Different blades available on request.

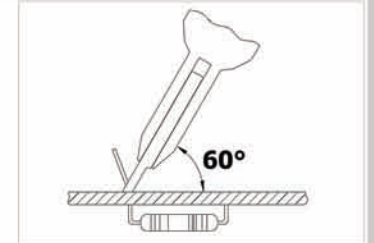


Order code	Cutting force (kg)	Copper wire (Ø mm)	Copper wire (awg)	Plastic wire (mm)
TPP TM 6000	190	-	-	7

TPP TR 6000 V



TPP TR 6000 V: Pneumatic tool. Flush front cut 60° angled. It allows to work in difficult to reach areas
Different blades available on request.

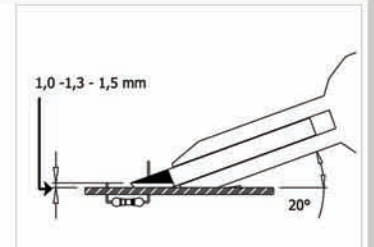


Order code	Cutting force (kg)	Copper wire (Ø mm)	Copper wire (awg)	Plastic wire (mm)
TPP TR 6000 V	80	1.30	16	-

TPP TR 6000 (10-13-15)



TPP TR 6000 (10-13-15): Pneumatic flush cutting tool at different height from the surface.
available blades:
TPP TR 6000 10: 1.0mm height from the surface.
TPP TR 6000 13: 1.3mm height from the surface.
TPP TR 6000 15: 1.5mm height from the surface.

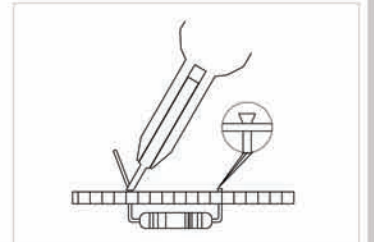


Order code	Cutting force (kg)	Copper wire (Ø mm)	Copper wire (awg)	Plastic wire (mm)
TPP TR 6000 (10-13-15)	90	1.60	14	-

TPP TS 6000



TPP TS 6000: Cut and press pneumatic tool which blocks the component on the circuit board.
Different blades available on request.

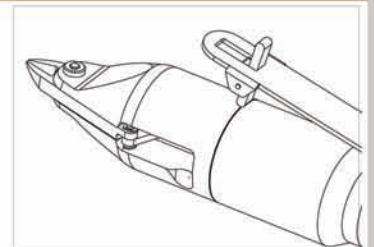


Order code	Cutting force (kg)	Copper wire (Ø mm)	Copper wire (awg)	Plastic wire (mm)
TPP TS 6000	80	1.30	16	-

TPP TM 6000 R



TPP TM 6000 R: Pneumatic strong flush cutting tool with safety lever.
Different blades available on request

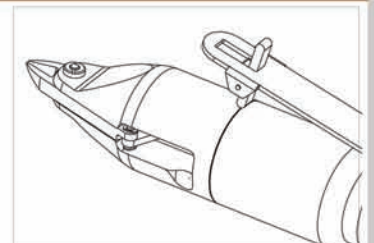


Order code	Cutting force (kg)	Copper wire (Ø mm)	Copper wire (awg)	Iron wire (mm)
TPP TM 6000 R	190	2.60	10	2

TPP TM 6000 S



TPP TM 6000 S: Pneumatic strong chamfered cutting tool with safety lever.
Different blades available on request.



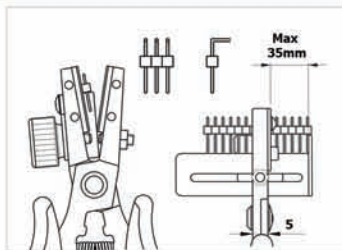
Order code	Cutting force (kg)	Copper wire (Ø mm)	Copper wire (awg)	Iron wire (mm)
TPP TM 6000 S	190	2.60	10	2

Special tools *pin strip cut pliers*

STR 50



STR 50: Special tool designed to cut both straight and angled PIN STRIP. The adjustable blade allows to set different strip pitch (min. 3 mm - max. 35 mm). Cutting blade for angled pin strip included. It is possible to customize the adjustable blade's length. Steel thickness 5mm. ESD-safe handles version available



special tools

Order code	ESD Order code	Length (mm)	Cutting force (kg)	Weight (gr)	Pitch adjustment (mm)
STR 50	STR 50 D	150	6	100	min 3 - max 35

STR 50 K



STR 50 K: Kit for STR 50. The STR50 if requested can be supplied together with a special kit useful for the general replacement of all parts subject at wear.

Notes:

Inside the kit: Adjustable blade; Fixed blade; Knob; Cutting blade; Fixing screw; Screwdriver; Plastic tool for blade adjustment;



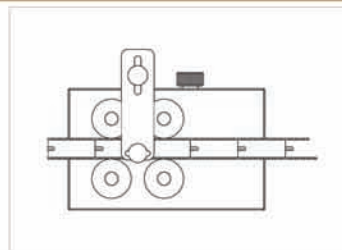
Special tools *pins aligners*

SAL 01 SP



SAL 01 SP: Pins aligner with press for integrated MOS and CMOS from 4 to 64 pins

pins width (0.3" a 0.6") - (7,6 - 15,2 mm)

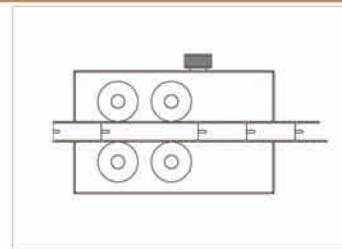


SAL 01 NN



SAL 01 NN: Pins aligner without press for integrated MOS and CMOS from 4 to 64 pins

pins width (0.3" a 0.6") - (7,6 - 15,2 mm)



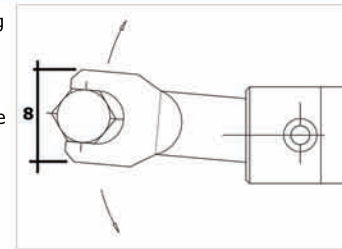
Special tools *torque spanner*

CHD 08 01



CHD 08 01: Torque spanner for hexagonal nuts with torque setting of 1 Nm $\pm 10\%$.

Different tightening torques to those shown in the catalogue can be supplied.





shears

Shears shears

Order code	Tip	(Ø mm)	(awg)	Length (mm)	Esd code	Notes
CS 30		1.30	16	144	CS 30 D	shears
CS 30 L		1.30	16	152	CS 30 L D	shears
CSO 30		1.63	14	148	CSO 30 D	shears
CSP 30/5		1.63	14	165	CSP 30/5 D	shears

wire strippers

Order code	Tip	(Ø mm)	(awg)	Length (mm)	Esd code	Notes
SF 30		0.20÷0.64	32-22	141	SF 30 D	adjustable wire stripper fixed wire
SFF 30		0.32÷0.51	28-24	141	SFF 30 D	stripper
PST 0.5		0.5	24	125	-	pulling action wire stripper
PST 0.6		0.6	22	125	-	pulling action wire stripper
PST 0.8		0.8	20	125	-	pulling action wire stripper
PST 1.0		1.0	18	125	-	pulling action wire stripper
SF 40/1		0.25÷1.0	30-18	50X55	-	flat wire stripper
SF 40/2		1.3÷1.8	16-13	50X55	-	flat wire stripper
PCC1		-	-	115	-	wire stripper for co-axial cables
PS 4÷10		4÷10/0.8÷2.6	6÷000/20÷10	115	-	wire stripper
PRF 0		0.8÷2.6	20÷10	115	-	wire scraper pliers

multi-use shears

Order code	Tip	(Ø mm)	(awg)	Length (mm)	Esd code	Notes
CS 30 X		1.63	14	150	CS 30 X D	shears and pliers
CS 30 XZ		1.63	14	150	CS 30 XZ D	shears for soldering iron tips
CSF 30		s0.4÷c1.3*	26-16	144	CSF 30 D	shears and wire stripper
CSF 30 S		0.4÷1.0	26-18	144	CSF 30 S D	shears /adjustable wire stripper
CSP 30/1		0.25÷0.81	30-20	165	CSP 30/1 D	shears, wire stripper and pliers
CSP 30/2		0.81÷2.59	20-10	165	CSP 30/2 D	shears, wire stripper and pliers
CSP 30/3		10	000	165	CSP 30/3 D	cable cutter pliers
CSP 30/7		0.4÷1.3	26-16	165	CSP 30/7 D	shears, wire stripper and pliers
CSP 30/9		0.64	22	165	CSP 30/9 D	shears, wire stripper and pliers

shears for rubber seals *w :wire diameter for wire stripper function; s* wire diameter for shears function

Order code	Tip	(Ø mm)	(awg)	Length (mm)	Esd code	Notes
CSP 30/8		-	-	178	CSP 30/8 D	straight /45° rubber seals cutter
CSP 30 G		-	-	155	CSP 30 G D	rubber seals cutter



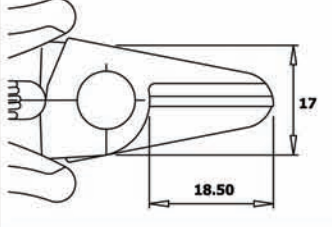

CSP 30 GL		-	-	165	CSP 30 GL D	rubber seals cutter
CSP 30 GR		-	-	155	CSP 30 GR D	rubber seals cutter



shears



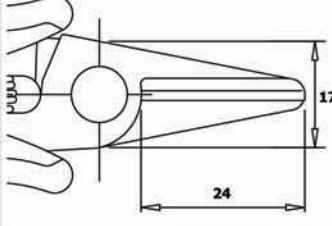

Shears *shears*

CS 30

		CS 30: Easy to handle shears, designed for use in electronics but also used for the most desperate tasks. ESD-safe handles version available.		
--	---	--	--	---



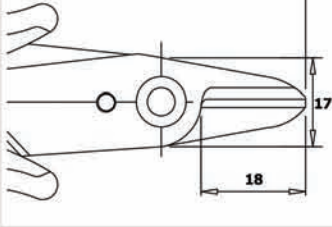

Order code	ESD Order code	Ø mm	awg	Weight (gr)	Lenght (mm)
CS 30	CS 30 D	1.30	16	80	144

CS 30 L

		CS 30 L: Easy to handle shears, designed for use in electronics but also used for the most desperate tasks. Similar to CS 30 but longer. ESD-safe handles version available.		
--	---	---	--	---



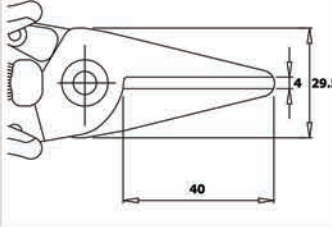

Order code	ESD Order code	Ø mm	awg	Weight (gr)	Lenght (mm)
CS 30 L	CS 30 L D	1.30	16	82	152

CSO 30

		CSO 30: Easy to handle shears, designed for use in jewellery. ESD-safe handles version available.		
--	---	--	--	---

Order code	ESD Order code	Ø mm	awg	Weight (gr)	Lenght (mm)
CSO 30	CSO 30 D	1.63	14	80	148



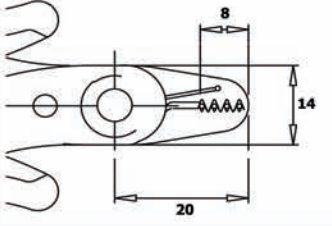

CSP 30/5

		CSP 30/5: Strong shears, can be used for different tasks in electronics or hobby fields. ESD-safe handles version available.		
--	---	---	--	---

Order code	ESD Order code	Ø mm	awg	Weight (gr)	Lenght (mm)
CSP 30/5	CSP 30/5 D	1.63	14	102	165

Shears *wire strippers*

SF 30

		SF 30: Pliers for Ø mm 0.20÷0.64 fitted with elastic part that enables the stripping of the insulating sleeve of cables without damaging the conductor wires. ESD-safe handles version available.		
--	---	--	--	---

Order code	ESD Order code	Ø mm	awg	Weight (gr)	Lenght (mm)
SF 30	SF 30 D	0.20÷0.64	32-22	78	141

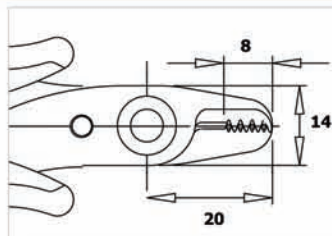


SFF 30



SFF 30: Fixed wire stripper for \varnothing mm 0.32÷0.51. Different cutting capacities to those shown are available.

ESD-safe handles version available.



Order code	ESD Order code	\varnothing mm	awg	Weight (gr)	Lenght (mm)
SFF 30	SFF 30 D	0.32÷0.51	28-24	76	141

PST 0.5-0.6-0.8-1.0



PST 0.5-0.6-0.8-1.0: Pulling action strippers. Light weight, inexpensive and rapid to use, PST is available in 4 versions:

order code	mm	awg
PST 0.5	0.5	24
PST 0.6	0.6	22
PST 0.8	0.8	20
PST 1.0	1.0	18

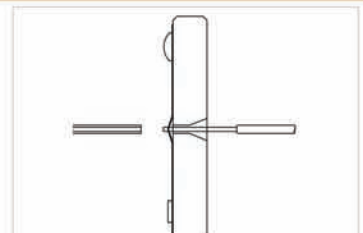


Order code	ESD Order code	\varnothing mm	awg	Weight (gr)	Lenght (mm)
PST 0.5-0.6-0.8-1.0	-	0.5-0.6-0.8-1.0	24-22-20-18	33	125

SF 40/1



SF 40/1: SF-40-1 is a reliable tool easy to handle and very fast to use. Due to its singular flat shape and its lightness it can be easily carried in one's pocket. Wire stripper for diameters from 0.25mm to 1mm. (30-18 AWG). For use in electronics.

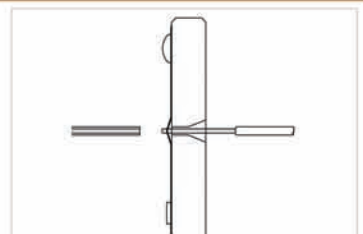


Order code	ESD Order code	\varnothing mm	awg	Weight (gr)	Lenght (mm)
SF 40/1	-	0.25÷1.0	30-18	22	50x55

SF 40/2



SF 40/2: SF-40-2 is a reliable tool easy to handle and very fast to use. Due to its singular flat shape and its lightness it can be easily carried in one's pocket. Wire stripper for diameters from 1.3mm to 1.8mm. (16-13 AWG). For electro-technical work.

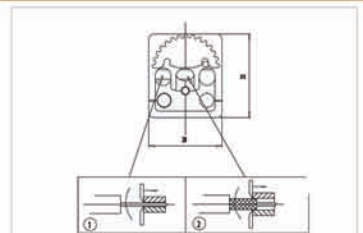


Order code	ESD Order code	\varnothing mm	awg	Weight (gr)	Lenght (mm)
SF 40/2	-	1.30÷1.8	16-13	22	50x55

PCC1



PCC1: Wire stripper for co-axial cables with double function as shown in picture:
 1) insert the cable in the correct hole at the side, press and turn the tool 90° at the same time and pull.
 2) insert the cable in the central hole, press and turn the tool 90° at the same time and pull.

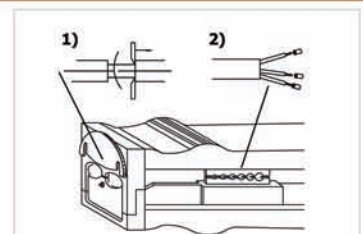


Order code	ESD Order code	\varnothing mm	awg	Weight (gr)	Lenght (mm)
PCC1	-	-	-	50	115

PS 4÷10



PS 4÷10: Wire stripper with double function as shown in picture:
 1) wire stripper for the external cover: insert the cable into one of the frontal holes, press, turn the tool 90° around and then pull back. From \varnothing 4 to 10 mm (AWG 6-000)
 2) wire stripper for internal wires: insert one of the internal wires into one of the appropriate lateral holes, press and pull back. From \varnothing 0.8 to 2.6 mm (AWG 20-10)



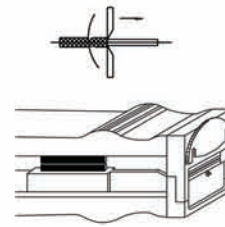
Order code	ESD Order code	\varnothing mm	awg	Weight (gr)	Lenght (mm)
PS 4÷10	-	4÷10/0.8÷2.6	6÷000/20÷10	50	115

PRF 0



PRF 0: Wire scraper pliers.

How to use it: Insert the wire between the 2 edges up to the point where one wishes to strip and then pull back the tool. If needed repeat this operation several times while turning the wire.



shears

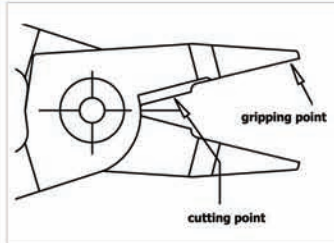
Order code	ESD Order code	Ø mm	awg	Weight (gr)	Lenght (mm)
PRF 0	-	0.8÷2.6	20÷10	50	115

Shears *multi-use shears*

CS 30 X



CS 30 X: Shears and pliers in the same tool; designed for use where both functions are required. Steel thickness 3.0mm. ESD-safe handles version available.



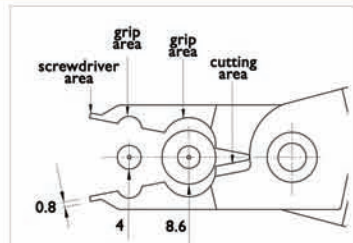
Order code	ESD Order code	Ø mm	awg	Weight (gr)	Lenght (mm)
CS 30 X	CS 30 X D	1.63	14	82	150

CS 30 XZ



CS 30 XZ: Special multi purpose shears:

- 1) the upper part of the blade can be used as a screwdriver for loosening the screw in the soldering iron; screwdriver tip thickness 1.6mm= (0.8+0.8)
 - 2) the two holes can be used to remove two different sizes of tip, even when they have reached a high temperature; Ø holes grip areas: 8.6mm and 4.0mm
 - 3) the cutting section is used for cutting the nozzle of de-soldering pumps.
- Steel thickness 3.0mm. ESD-safe handles version available

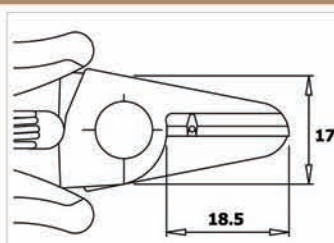


Order code	ESD Order code	Ø mm	awg	Weight (gr)	Lenght (mm)
CS 30 XZ	CS 30 XZ D	1.63	14	82	150

CSF 30



CSF 30: Multi-use tool that can be used both as shears (Ø 1.3mm-16 AWG) and wire strippers (Ø 0.4mm-26 AWG). ESD-safe handles version available (order code CSF 30 D). *w: wire diameter for wire stripper function; s* wire diameter for shears function

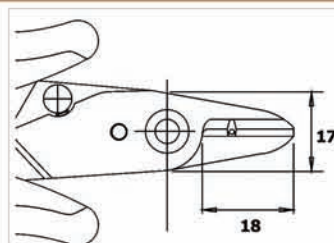


Order code	ESD Order code	Ø mm	awg	Weight (gr)	Lenght (mm)
CSF 30	CSF 30 D	s0.4÷c1.3*	26-16	80	144

CSF 30 S



CSF 30 S: Shears and adjustable wire stripper for wires from 0.4 to 1.0mm (26 - 18 AWG). ESD-safe handles version available


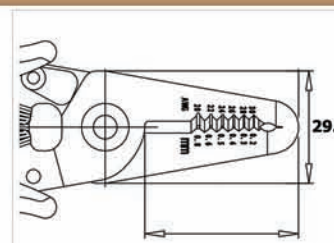


Order code	ESD Order code	Ø mm	awg	Weight (gr)	Lenght (mm)
CSF 30 S	CSF 30 SD	0.4÷1.0	26-18	80	144

CSP 30/1



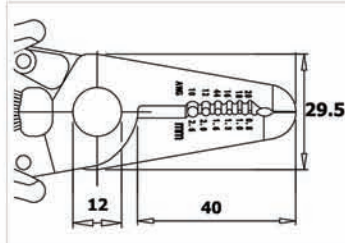
CSP 30/1: Very strong multi-use tool. It can be used as: Shears, Multi-diameter Wire stripper, pliers. ESD-safe handles version available



Order code	ESD Order code	Ø mm	awg	Weight (gr)	Lenght (mm)
CSP 30/1	CSP 30/1D	0.25÷0.81	30-20	102	165

CSP 30/2

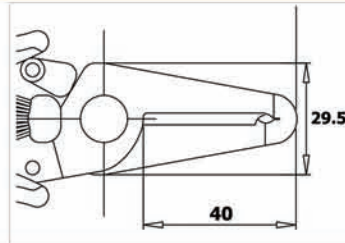
CSP 30/2: Very strong multi-use tool. It can be used as: Shears, Multi-diameter Wire stripper, pliers. ESD-safe handles version available



Order code	ESD Order code	Ø mm	awg	Weight (gr)	Lenght (mm)
CSP 30/2	CSP 30/2 D	0.81÷2.59	20-10	102	165

CSP 30/3

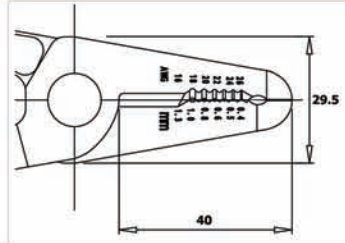
CSP 30/3: Multi-use tool that can be used ad Shears or Pliers. Ideal for work on electric cables. Ø max 10 mm (000 AWG). ESD-safe handles version available.



Order code	ESD Order code	Ø mm	awg	Weight (gr)	Lenght (mm)
CSP 30/3	CSP 30/3 D	max 10	000	102	165

CSP 30/7

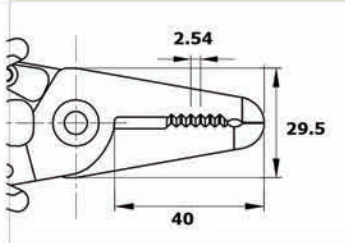
CSP 30/7: Very strong multi-use tool. It can be used as: Shears, Multi-diameter Wire stripper, pliers. ESD-safe handles version available.




Order code	ESD Order code	Ø mm	awg	Weight (gr)	Lenght (mm)
CSP 30/7	CSP 30/7 D	0.4-1.3	26-16	102	165

CSP 30/9

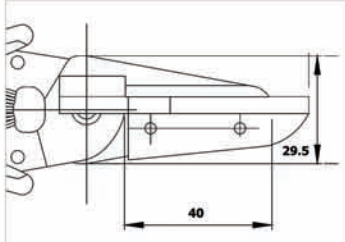
CSP 30/9: Very strong multi-use tool. It can be used as: Shears, Multi-holes wire stripper, pliers. Ideal for stripping flat wires (max. 6 wires 0.64 mm -22 AWG and 2.54mm pitch). ESD-safe handles version available.



Order code	ESD Order code	Ø mm	awg	Weight (gr)	Lenght (mm)
CSP 30/9	CSP 30/9 D	0.64	22	102	165

Shears shears for rubber seals**CSP 30/8**

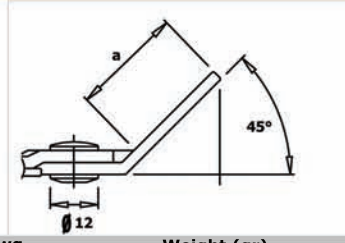
CSP 30/8: Tool for a straight and a 45° angled cut of rubber or plastic seals. ESD-safe handles version available



Order code	ESD Order code	Ø mm	awg	Weight (gr)	Lenght (mm)
CSP 30/8	CSP 30/8 D	-	-	165	178

CSP 30 G

CSP 30 G: Tool designed with 45° angle for cutting rubber or plastic seals, insulation and similar materials. Many and varied uses. a=25 ESD-safe handles version available

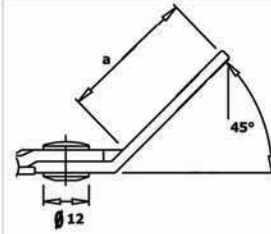


Order code	ESD Order code	Ø mm	awg	Weight (gr)	Lenght (mm)
CSP 30 G	CSP 30 G D	-	-	110	155

CSP 30 GL



CSP 30 GL: Tool designed with 45° angle for cutting rubber or plastic seals, insulation and similar materials. Many and varied uses.
a=35
ESD-safe handles version available

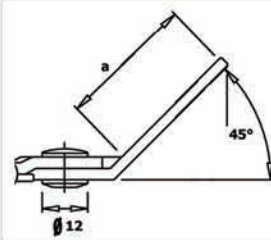


Order code	ESD Order code	Ø mm	awg	Weight (gr)	Lenght (mm)
CSP 30 GL	CSP 30 GL D	-	-	110	165

CSP 30 GR



CSP 30 GR: Tool designed with 45° angle for the flush cutting rubber or plastic seals, insulation and similar materials. Many and varied uses.
a=25
ESD-safe handles version available



Order code	ESD Order code	Ø mm	awg	Weight (gr)	Lenght (mm)
CSP 30 GR	CSP 30 GR D	-	-	110	155



optic fibres

Optic fibres shears & wire strippers

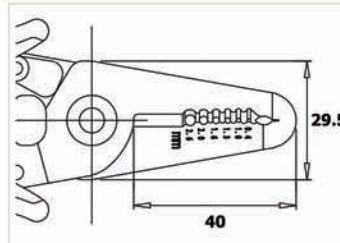
Order code	Type of cut	Optic fibres (Ø mm)	Optic fibres (awg)	Weight (gr)	Lenght (mm)	Notes
CCS 10 NB		0.4÷2.6	26-10	105	165	fixed shear-wire stripper for optic fibres
CCS 11 NB		0.2÷1.0	32-18	90	148	shear-wire stripper for kevlar & optic fibres
CCS 12 NB		-	-	90	148	shear designed to cut Kevlar
CCS 13 NB		0.13	36	90	148	shear-wire stripper for kevlar & optic fibres
CCS 15 NB		0.25/0.9/2.0	30/19/12	90	148	shear-wire stripper for kevlar & optic fibres
CCS 18 NB		0.18	33	90	148	shear-wire stripper for kevlar & optic fibres

Optic fibres shears & wire strippers

CCS 10 NB



CCS 10 NB: Fixed shear-wire stripper at 0.4-1.0-1.3-1.6-2.0-2.6mm ESD-safe handles version available.

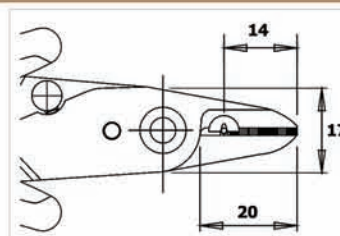


Order code	ESD Order code	Ø mm	awg	Weight (gr)	Lenght (mm)
CCS 10 NB	CCS 10 NB D	0.4÷2.6	26-10	105	165

CCS 11 NB



CCS 11 NB: Shear-wire stripper designed to cut kevlar and to strip optic fibres; it is adjustable from 0.2 to 1mm ESD-safe handles version available.

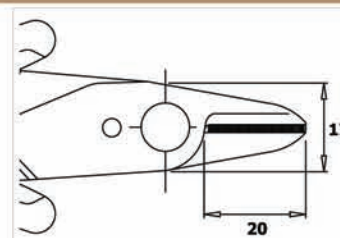


Order code	ESD Order code	Ø mm	awg	Weight (gr)	Lenght (mm)
CCS 11 NB	CCS 11 NB D	0.2÷1.0	32-18	90	148

CCS 12 NB



CCS 12 NB: Shear designed for the cutting of kevlar. ESD-safe handles version available.

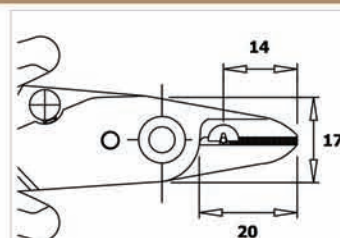


Order code	ESD Order code	Ø mm	awg	Weight (gr)	Lenght (mm)
CCS 12 NB	CCS 12 NB D	-	-	90	148

CCS 13 NB



CCS 13 NB: Shear-wire stripper designed to cut kevlar and to strip optic fibres. Fixed at 0.13 mm. ESD-safe handles version available.

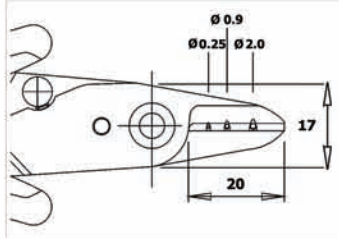


Order code	ESD Order code	Ø mm	awg	Weight (gr)	Lenght (mm)
CCS 13 NB	CCS 13 NB D	0.13	36	90	148

CCS 15 NB



CCS 15 NB: Shear-wire stripper for optic fibres. Fixed at 0.25-0.9-2.0mm. ESD-safe handles version available.

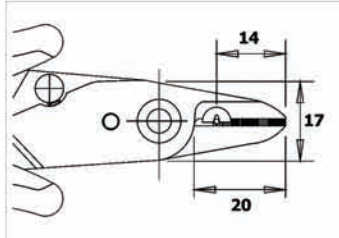


Order code	ESD Order code	Ø mm	awg	Weight (gr)	Lenght (mm)
CCS 15 NB	CCS 15 NB D	0.25-0.9-2.0	30-19-12	90	148

CCS 18 NB



CCS 18 NB: Shear-wire stripper designed to cut kevlar and to strip optic fibres. Fixed at 0.18 mm. ESD-safe handles version available.



Order code	ESD Order code	Ø mm	awg	Weight (gr)	Lenght (mm)
CCS 18 NB	CCS 18 NB D	0.18	33	90	148





Extractors for PLCC

Order code	Component	Pins number	Extraction force (kg)	Weight (gr)	Lenght (mm)	Notes
PLCC 32		32	2.5	53	142	extraction of PLCC 32 from the socket
PLCC 44		44	2.5	57	142	extraction of PLCC 44 from the socket
PLCC 52		52	3.0	58	142	extraction of PLCC 52 from the socket
PLCC 68		68	3.0	62	142	extraction of PLCC 68 from the socket
PLCC 84		84	3.5	67	142	extraction of PLCC 84 from the socket

Extractors for Ics

Order code	Component	Pins number	Extraction force (kg)	Weight (gr)	Lenght (mm)	Notes
PN 5020		14-20	4	120	158	insertion and extraction of integrated circuits
PN 5032		22-32	4	155	158	insertion and extraction of integrated circuits
PN 5034		28-40	4	175	158	insertion and extraction of integrated circuits

Extractors for SMT COAX

Order code	Component	Pins number	Extraction force (kg)	Weight (gr)	Lenght (mm)	Notes
SMT COAX 0.8	-	-	1.5	68	78.5	extraction of SUHNER MMCX SERIES
SMT COAX 1.6	-	-	1.5	68	78.5	extraction of SUHNER MMCX SERIES
EES 20	-	-	3	78	77	extraction of SUHNER MMCX SERIES

Extractors for PLCC

PLCC 32

PLCC 32: Extractor tool designed for the extraction of 32 pin PLCC type integrated circuits from the socket. ESD safe version is NOT AVAILABLE

Order code	ESD Order code	Extraction force (kg)	Pins number	Weight (gr)	Lenght (mm)
PLCC 32	-	2.5	32	53	142

PLCC 44

PLCC 44: Extractor tool designed for the extraction of 44 pin PLCC type integrated circuits from the socket. ESD safe version is NOT AVAILABLE.

Order code	ESD Order code	Extraction force (kg)	Pins number	Weight (gr)	Lenght (mm)
PLCC 44	-	2.5	44	57	142

PLCC 52

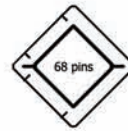
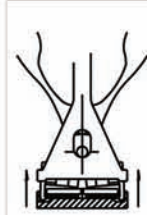
PLCC 52: Extractor tool designed for the extraction of 52 pin PLCC type integrated circuits from the socket. ESD safe version is NOT AVAILABLE.

Order code	ESD Order code	Extraction force (kg)	Pins number	Weight (gr)	Lenght (mm)
PLCC 52	-	3.0	52	58	142

PLCC 68



PLCC 68: Extractor tool designed for the extraction of 68 pin PLCC type integrated circuits from the socket. ESD safe version is NOT AVAILABLE.

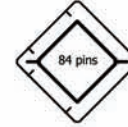
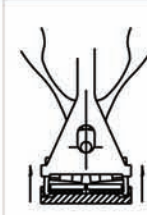


Order code	ESD Order code	Extraction force (kg)	Pins number	Weight (gr)	Lenght (mm)
PLCC 68	-	3.0	68	62	142

PLCC 84



PLCC 84: Extractor tool designed for the extraction of 84 pin PLCC type integrated circuits from the socket. ESD safe version is NOT AVAILABLE.




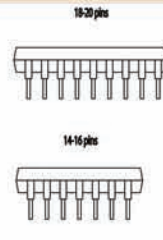
Order code	ESD Order code	Extraction force (kg)	Pins number	Weight (gr)	Lenght (mm)
PLCC 84	-	3.5	84	67	142

Extractors for ICs

PN 5020



PN 5020: Extractor tool specially designed for the insertion and extraction of integrated circuits from 14 pins up to 20 pins. Supplied with a block for straighten pins. ESD-safe handles version available

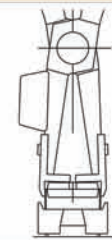
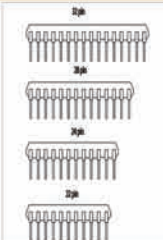


Order code	ESD Order code	Extraction force (kg)	Pins number	Weight (gr)	Lenght (mm)
PN 5020	PN 5020 D	4.0	14-20	120	158

PN 5032



PN 5032: Extractor tool specially designed for the insertion and extraction of integrated circuits from 22 pins up to 32 pins. Supplied with a block for straighten pins. ESD-safe handles version available


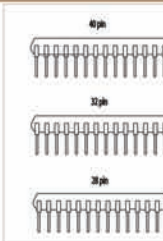


Order code	ESD Order code	Extraction force (kg)	Pins number	Weight (gr)	Lenght (mm)
PN 5032	PN 5032 D	4.0	22-32	155	158

PN 5034



PN 5034: Extractor tool specially designed for the insertion and extraction of integrated circuits from 28 pins up to 40 pins. Supplied with a block for straighten pins. ESD-safe handles version available



Order code	ESD Order code	Extraction force (kg)	Pins number	Weight (gr)	Lenght (mm)
PN 5034	PN 5034 D	4.0	28-40	175	158

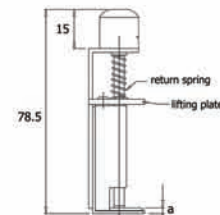
Extractors for SMT COAX

SMT COAX 0.8



SMT COAX 0.8: Extractor for SUHNER MMCX SERIES connectors.

a = 0.8



Order code	ESD Order code	Extraction force (kg)	Pins number	Weight (gr)	Lenght (mm)
SMT COAX 0.8	-	1.5	-	68	78.5

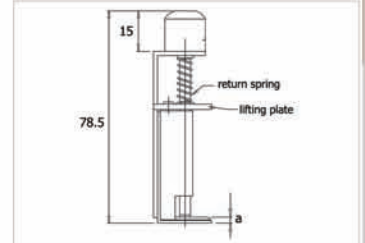


SMT COAX 1.6



SMT COAX 1.6: Extractor for SUHNER MMCX SERIES connectors.

a= 1.6

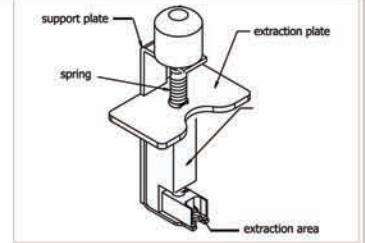


Order code	ESD Order code	Extraction force (kg)	Pins number	Weight (gr)	Length (mm)
SMT COAX 1.6	-	1.5	-	68	78.5

EES 20



EES 20: Extractor for SUHNER SMPX SERIES straight connectors.



Order code	ESD Order code	Extraction force (kg)	Pins number	Weight (gr)	Length (mm)
EES 20	-	3.0	-	78	77

Cable strippers adjustable with and without knife



cable strippers

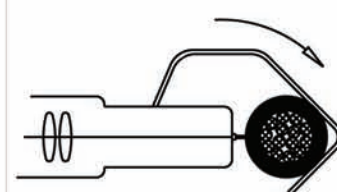
Order code	Cable (Ø mm)	Weight (gr)	Lenght (mm)	Notes
SC 1/S	4-16	70	140	cable stripper with adjustable internal blade
SC 2/S	8-28	70	140	cable stripper with adjustable internal blade
SC 3/1C	8-28	80	190	cable stripper with adjustable internal blade and external knife
SC 4/2C	8-28	80	177	cable stripper with adjustable internal blade and external knife with hook
SC 5/ST	28-35	66	150	cable stripper with adjustable internal blade
SC 6/ST	35-50	73	165	cable stripper with adjustable internal blade

Cable strippers adjustable with and without knife

SC 1/S



SC 1/S: Cable stripper with adjustable internal blade for Ø 4-16mm cables. Supplied with internal spare blade.

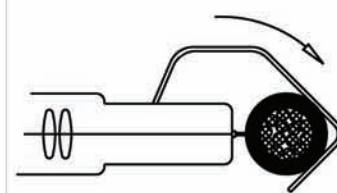


Order code	ESD Order code	Cables Ø mm	Weight (gr)	Lenght (mm)
SC 1/S	-	4-16	70	140

SC 2/S



SC 2/S: Cable stripper with adjustable internal blade for Ø 8-28mm cables. Supplied with internal spare blade.

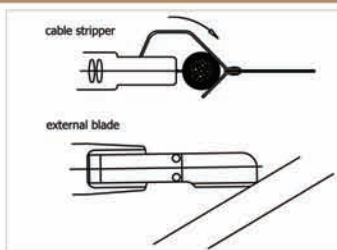


Order code	ESD Order code	Cables Ø mm	Weight (gr)	Lenght (mm)
SC 2/S	-	8-28	70	140

SC 3/1C



SC 3/1C: Cable stripper with adjustable internal blade and external single sided knife. For Ø 8-28mm cables. Supplied with internal spare blade. We suggest to purchase this tool together with the protective cover.

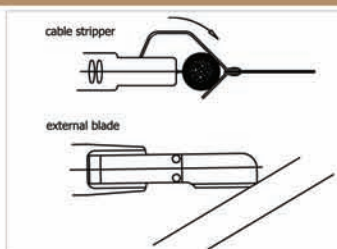


Order code	ESD Order code	Cables Ø mm	Weight (gr)	Lenght (mm)
SC 3/1C	-	8-28	80	190

SC 4/2C



SC 4/2C: Cable stripper with adjustable internal blade and external single sided knife with hook. For Ø 8-28mm cables. Supplied with internal spare blade. We suggest to purchase this tool together with the protective cover.



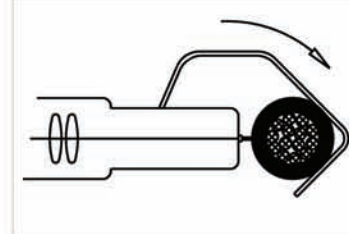
Order code	ESD Order code	Cables Ø mm	Weight (gr)	Lenght (mm)
SC 4/2C	-	8-28	80	177



SC 5/ST



SC 5/ST: Cable stripper with adjustable internal blade for Ø 28-35mm cables. Supplied with internal spare blade.

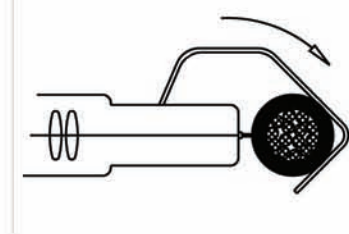


Order code	ESD Order code	Cables Ø mm	Weight (gr)	Lenght (mm)
SC 5/ST	-	28-35	66	150

SC 6/ST



SC 6/ST: Cable stripper with adjustable internal blade for Ø 35-50mm cables. Supplied with internal spare blade.



Order code	ESD Order code	Cables Ø mm	Weight (gr)	Lenght (mm)
SC 6/ST	-	35-50	73	165

Cables cutters

Order code	Cable (Ø mm)	Weight (gr)	Lenght (mm)	Notes
TC 14	14	130	180	wire cutters for cables 14mm
TC 18	18	180	180	wire cutters for cables 18mm
TC 18 M	18	180	180	wire cutters with spring for cables 18mm



cable cutters

Cable cutters

TC 14



TC 14: Manual wire cutter designed for the cut of electrical cables max Ø 14 mm Cu e Al. With spring and stop.



Order code	Cutting force (kg)	Cables Ø mm	Weight (gr)	Lenght (mm)
TC 14	7.0	14	130	180

TC 18



TC 18: Manual wire cutter designed for the cut of electrical cables max Ø 18 mm Cu + Al.



Order code	Cutting force (kg)	Cables Ø mm	Weight (gr)	Lenght (mm)
TC 18	15	18	180	180

TC 18 M



TC 18 M: Manual wire cutter designed for the cut of electrical cables max Ø 18 mm Cu + Al. With spring and stop.



Order code	Cutting force (kg)	Cables Ø mm	Weight (gr)	Lenght (mm)
TC 18 M	15	18	180	180



Tweezers *general purpose*

0



tweezers with fine tips. ESD version available.

Order code	Lenght (mm)	Lenght (")	Version
0	120	4 3/4"	SA

0A



tweezers with very fine tips, ideal for watch-repairers

Order code	Lenght (mm)	Lenght (")	Version
0A	120	4 3/4"	SA

0C9



flat tweezers with very fine tips and thin blades (same as "0" but 90 mm long)

Order code	Lenght (mm)	Lenght (")	Version
0C9	90	3 1/2"	SA

0C10



flat tweezers with very fine tips and thin blades (same as "0" but 100 mm long)

Order code	Lenght (mm)	Lenght (")	Version
0C10	100	4"	SA

0C11



flat tweezers with very fine tips and thin blades (same as "0" but 110 mm long)

Order code	Lenght (mm)	Lenght (")	Version
0C11	110	4 1/4"	SA

1



tweezers with strong tips and thin blades for generic purpose. ESD version available.

Order code	Lenght (mm)	Lenght (")	Version
1	120	4 3/4"	SA

2



tweezers with sharp blades and strong tips, for generic purpose. ESD version available.

Order code	Lenght (mm)	Lenght (")	Version
2	120	4 3/4"	SA

3



tweezers with strong tips and thin blades, ideal for microelectronic applications. ESD version available.

Order code	Lenght (mm)	Lenght (")	Version
3	120	4 3/4"	SA

3C



tweezers with strong tips and thin blades, ideal for microelectronic applications. ESD version available.

Order code	Lenght (mm)	Lenght (")	Version
3C	110	4 1/4"	SA

**P**

tweezers with strong tips, for general purpose

Order code	Length (mm)	Length (")	Version
P	120	4 3/4"	SA

S

tweezers with fine tips for general purpose

Order code	Length (mm)	Length (")	Version
S	120	4 3/4"	SA

SA

tweezers with very strong tips for general purpose

Order code	Length (mm)	Length (")	Version
SA	120	4 3/4"	SA

SB

tweezers with very fine tips for general purpose

Order code	Length (mm)	Length (")	Version
SB	120	4 3/4"	SA

4

tweezers with very fine and sharp tips

Order code	Length (mm)	Length (")	Version
4	110	4 1/4"	SA

4A

tweezers with sharp and strong tips

Order code	Length (mm)	Length (")	Version
4A	110	4 1/4"	SA

5

tweezers with very fine and sharp tips, ideal for SMD applications. ESD version available.

Order code	Length (mm)	Length (")	Version
5	110	4 1/4"	SA

5B

tweezers with very fine and sharp tips, ideal for SMD applications; tips bent at 40° for a better visual of the work area

Order code	Length (mm)	Length (")	Version
5B	110	4 1/4"	SA

5C

tweezers with sharp and strong tips, ideal for SMD applications; similar to 5 but shorter

Order code	Length (mm)	Length (")	Version
5C	100	4"	SA



51S



tweezers with very fine tips bent at 40° for handling of micro components

Order code	Lenght (mm)	Lenght (")	Version
51S	120	4 3/4"	SA

65A



tweezers with long, thin handles and very fine tips bent at 40°. Suitable for the gripping of generic micro chips and micro components

Order code	Lenght (mm)	Lenght (")	Version
65A	135	5 1/4"	SA

SS



tweezers with very fine tips, long and thin handles, ideal for operating close to heat sources

Order code	Lenght (mm)	Lenght (")	Version
SS	140	5 1/2"	SA

2AB



tweezers with rounded and flat tips for general purpose

Order code	Lenght (mm)	Lenght (")	Version
2AB	120	4 3/4"	SA

5A



tweezers with very fine, sharp and oblique tips

Order code	Lenght (mm)	Lenght (")	Version
5A	115	4 1/2"	SA

7



tweezers with very fine and bent tips for an easier grip in high density areas. ESD version available.

Order code	Lenght (mm)	Lenght (")	Version
7	120	4 3/4"	SA

7A



tweezers with very fine and bent tips for easier grip in high density areas (same as 7 but with stronger tips). ESD version available.

Order code	Lenght (mm)	Lenght (")	Version
7A	120	4 3/4"	SA

7B



tweezers with very fine and bent tips for easier grip in high density areas (same as 7 but with blades internally serrated)

Order code	Lenght (mm)	Lenght (")	Version
7B	120	4 3/4"	SA

7E



tweezers with very fine and bent tips for easier grip in high density areas (same as 7 but with flat tips)

Order code	Lenght (mm)	Lenght (")	Version
7E	120	4 3/4"	SA

**00**

tweezers with flat and thick tips for general purpose. ESD version available.

Order code	Length (mm)	Length (")	Version
00	120	4 3/4"	SA

00B

tweezers with flat and thick tips, externally serrated for general purpose

Order code	Length (mm)	Length (")	Version
00B	120	4 3/4"	SA

00C

tweezers with flat and thick tips for general purpose; (same as 00 but with shorter handles)

Order code	Length (mm)	Length (")	Version
00C	105	4 1/8"	SA

00D

tweezers with flat and thick tips, internally serrated (on the tips) and externally serrated (on the handles). ESD version available.

Order code	Length (mm)	Length (")	Version
00D	120	4 3/4"	SA

2A

tweezers with rounded and flat tips for general purpose. ESD version available.

Order code	Length (mm)	Length (")	Version
2A	120	4 3/4"	SA

26

tweezers with very strong and flat tips

Order code	Length (mm)	Length (")	Version
26	135	5 1/4"	SA

27

tweezers with very strong and flat tips. Same as 26 but with thinner blades

Order code	Length (mm)	Length (")	Version
27	135	5 1/4"	SA

231

tweezers with internally serrated tips for general purpose

Order code	Length (mm)	Length (")	Version
231	120	4 3/4"	SA

A

tweezers with strong and precise tips for bending wires and components

Order code	Length (mm)	Length (")	Version
A	115	4 1/2"	SA



AA



tweezers with strong gripping action. ESD version available.

Order code	Lenght (mm)	Lenght (")	Version
AA	130	5"	SA

AC



tweezers with strong tips, externally serrated for a safer grip

Order code	Lenght (mm)	Lenght (")	Version
AC	110	4 1/4"	SA

F



tweezers with rounded and flat tips for general purpose (same as 2A but with larger tips)

Order code	Lenght (mm)	Lenght (")	Version
F	120	4 3/4"	SA

H



tweezers with swallow-shaped head and fine tips

Order code	Lenght (mm)	Lenght (")	Version
H	90	3 1/2"	SA

PSF



tweezers with flat and large tips for general purpose

Order code	Lenght (mm)	Lenght (")	Version
PSF	125	5"	SA

13S



tweezers with strong, flat and serrated tips

Order code	Lenght (mm)	Lenght (")	Version
13S	120	4 3/4"	SA

19



tweezers for assembly, serrated internally and externally on the handles

Order code	Lenght (mm)	Lenght (")	Version
19	160	6 1/4"	SA

19P



tweezers for assembly, serrated internally on tips and externally on handles. Same as 19 but with bent tips

Order code	Lenght (mm)	Lenght (")	Version
19P	160	6 1/4"	SA

C3



tweezers internally serrated, curved with pivot direction

Order code	Lenght (mm)	Lenght (")	Version
C3	145	5 3/4"	SA

**33A**

tweezers with bent tips, with reverse action, ideal to be used during soldering operations

Order code	Length (mm)	Length (")	Version
33A	150	6"	SA

232

tweezers with smooth tips and strong gripping action

Order code	Length (mm)	Length (")	Version
232	150	6"	SA

233

tweezers internally serrated and strong gripping action

Order code	Length (mm)	Length (")	Version
233	160	6 1/4"	SA

2AT

tweezers with rounded and flat teflon tips for general purpose

Order code	Length (mm)	Length (")	Version
2AT	120	4 3/4"	SA

110N

nylon acid proof tweezers

Order code	Length (mm)	Length (")	Version
110N	110	4 1/4"	NYLON

11

tweezers with strong tips

Order code	Length (mm)	Length (")	Version
11	120	4 3/4"	NICHEL

12

tweezers with strong tips

Order code	Length (mm)	Length (")	Version
12	120	4 3/4"	NICHEL

Tweezers with a length up to 165 mm - 6 2/4" can be supplied in kit of 6-8-12 pieces

Tweezers *cutting tip***15**

tweezers with short and cutting flat blades

Order code	Length (mm)	Length (")	Version
15	115	4 1/2"	CARBON



15A



tweezers for cutting springs and small wires; cutting tip

Order code	Lenght (mm)	Lenght (")	Version
15A	115	4 1/2"	CARBON

15AC



tweezers for cutting springs and small wires; cutting tip; same as 15A but with smaller head

Order code	Lenght (mm)	Lenght (")	Version
15AC	105	4 1/8"	CARBON

15AP



tweezers for cutting springs and small wires; cutting tip; same as 15A but with parallel cut along the blades

Order code	Lenght (mm)	Lenght (")	Version
15AP	115	4 1/2"	CARBON

D



tweezers for cutting small wires

Order code	Lenght (mm)	Lenght (")	Version
D	95	3 3/4"	INOX

Tweezers with a length up to 165 mm - 6 2/4" can be supplied in kit of 6-8-12 pieces.

Tweezers *for component or wire handling*

6



tweezers with fine hook-shaped tips

Order code	Lenght (mm)	Lenght (")	Version
6	115	4 1/2"	SA

8



tweezers for bending and straightening wires and small pins

Order code	Lenght (mm)	Lenght (")	Version
8	115	4 1/2"	SA

18



tweezers for straightening or flattening small wires

Order code	Lenght (mm)	Lenght (")	Version
18	110	4 1/4"	SA

29D/16/22/28



tweezers with curved tips for removing dips, mm16, 22, 28

Order code	Lenght (mm)	Lenght (")	Version
29D/16/22/28	152	6"	SA

**30D/16/22/28**

tweezers with curved tips for removing dips, mm16, 22, 28

Order code	Length (mm)	Length (")	Version
30D/16/22/28	152	6"	SA

31D/28/40

tweezers with large and flat tips for removing dips, mm 28 or 40

Order code	Length (mm)	Length (")	Version
31D/28/40	140	5 1/2"	SA

62A

tweezers with flat, rounded and bent tips for handling of small wafers and flat parts

Order code	Length (mm)	Length (")	Version
62A	120	4 3/4"	SA

150/1.5

tweezers for insertion and extraction of micro components; tips diameter 1.5mm

Order code	Length (mm)	Length (")	Version
150/1.5	120	4 3/4"	SA

150/3

tweezers for insertion and extraction of micro components; tips diameter 3mm

Order code	Length (mm)	Length (")	Version
150/3	120	4 3/4"	SA

151

tweezers for insertion and extraction of micro components; tips diameter 3mm

Order code	Length (mm)	Length (")	Version
151	125	5"	SA

571

tweezers for gripping and assembly of components with Ø 2.5-5mm

Order code	Length (mm)	Length (")	Version
571	145	5 3/4"	SA

572

tweezers for gripping and assembly of cylindrical components with Ø 2.5-5mm

Order code	Length (mm)	Length (")	Version
572	145	5 3/4"	SA

573

tweezers with angled tips for gripping and assembly of cylindrical components with Ø 2.5-5mm

Order code	Length (mm)	Length (")	Version
573	145	5 3/4"	SA



574



tweezers for gripping and assembly of flat components

Order code	Lenght (mm)	Lenght (")	Version
574	145	5 3/4"	SA

575



tweezers with ears for components extraction

Order code	Lenght (mm)	Lenght (")	Version
575	145	5 3/4"	SA

577



tweezers for assembly of components, ideal for handling in vertical position

Order code	Lenght (mm)	Lenght (")	Version
577	145	5 3/4"	SA

578



tweezers for handling and assembly of cylindrical components Ø 2mm

Order code	Lenght (mm)	Lenght (")	Version
578	120	4 3/4"	SA

579



tweezers with angled tips, for handling and assembly of cylindrical components Ø 2mm

Order code	Lenght (mm)	Lenght (")	Version
579	120	4 3/4"	SA

580



tweezers for handling and assembly of flat components

Order code	Lenght (mm)	Lenght (")	Version
580	120	4 3/4"	SA

581



tweezers with ears for components extraction

Order code	Lenght (mm)	Lenght (")	Version
581	120	4 3/4"	SA

PC



tweezers for electrical connections

Order code	Lenght (mm)	Lenght (")	Version
PC	90	3 1/2"	SA

Tweezers with a length up to 165 mm - 6 2/4" can be supplied in kit of 6-8-12 pieces.

Tweezers *for wafer handling*



tweezers

3D



tweezers with three teeth for wafer handling

Order code	Length (mm)	Length (")	Version
3D	130	5 1/8"	SA

3DT



tweezers with three teflon teeth for wafer handling

Order code	Length (mm)	Length (")	Version
3DT	130	5 1/8"	SA

4D



tweezers with four teeth with flat lower tip for wafer handling

Order code	Length (mm)	Length (")	Version
4D	125	5"	SA

4DW



tweezers with flat lower tip for wafer handling

Order code	Length (mm)	Length (")	Version
4DW	125	5"	SA

5D



tweezers with five teeth with flat lower tip for wafer handling

Order code	Length (mm)	Length (")	Version
5D	125	5"	SA

5DW



tweezers with flat lower tip for wafer handling

Order code	Length (mm)	Length (")	Version
5DW	130	5 1/8"	SA

6D



tweezers with six teeth with flat lower tip for wafer handling

Order code	Length (mm)	Length (")	Version
6D	125	5"	SA

6DWF



tweezers with six teeth with bent lower tip for wafer handling

Order code	Length (mm)	Length (")	Version
6DWF	125	5"	SA

34A



tweezers with flat tips for handling of very small parts

Order code	Length (mm)	Length (")	Version
34A	120	4 3/4"	SA

**35A**

tweezers for handling of flat parts like wafers and flat capacitors

Order code	Lenght (mm)	Lenght (")	Version
35A	120	4 3/4"	SA

36A

tweezers for wafer handling with stop

Order code	Lenght (mm)	Lenght (")	Version
36A	120	4 3/4"	SA

37S

tweezers for assembly of components, ideal for handling in vertical position

Order code	Lenght (mm)	Lenght (")	Version
37S	120	4 3/4"	SA

85A

tweezers for wafer handling

Order code	Lenght (mm)	Lenght (")	Version
85A	120	4 3/4"	SA

85C

tweezers for wafer handling

Order code	Lenght (mm)	Lenght (")	Version
85C	120	4 3/4"	SA

85L

tweezers for wafer handling

Order code	Lenght (mm)	Lenght (")	Version
85L	120	4 3/4"	SA

321

tweezers with large and rounded tips ideal for handling of wafers

Order code	Lenght (mm)	Lenght (")	Version
321	120	4 3/4"	SA

Tweezers with a length up to 165 mm - 6 2/4" can be supplied in kit of 6-8-12 pieces.

Tweezers *with reverse action*

OR

tweezers with fine tips and thin blades with reverse action

Order code	Lenght (mm)	Lenght (")	Version
OR	115	4 1/2"	SA



2AR



tweezers with rounded and flat tips for general purpose with reverse action

Order code	Lenght (mm)	Lenght (")	Version
2AR	120	4 3/4"	SA

4R



tweezers with very fine and sharp tips with reverse action

Order code	Lenght (mm)	Lenght (")	Version
4R	110	4 1/4"	SA

5AR



tweezers with very fine, sharp and oblique tips with reverse action

Order code	Lenght (mm)	Lenght (")	Version
5AR	115	4 1/2"	SA

7R



tweezers with very fine and bent tips for easier grip in high density areas; with reverse action

Order code	Lenght (mm)	Lenght (")	Version
7R	115	4 1/2"	SA

AAR



tweezers with strong gripping action; with reverse action

Order code	Lenght (mm)	Lenght (")	Version
AAR	125	5"	SA

102R



tweezers for handling of chips and SMD components; angled tips for fatigue reduction; with reverse action

Order code	Lenght (mm)	Lenght (")	Version
102R	120	4 3/4"	SA

103R



tweezers with bent tips for handling of chips and SMD components; angled tips for fatigue reduction; with reverse action

Order code	Lenght (mm)	Lenght (")	Version
103R	120	4 3/4"	SA

33



tweezers with reverse action, ideal to be used during soldering operations

Order code	Lenght (mm)	Lenght (")	Version
33	150	6"	SA

33A



tweezers with bent tips, with reverse action, ideal to be used during soldering operations

Order code	Lenght (mm)	Lenght (")	Version
33A	150	6"	SA



Tweezers *for SMD*

38



tweezers with a hole on the tip, Ø 1mm, for handling of wires and small components

Order code	Lenght (mm)	Lenght (")	Version
38	120	4 3/4"	SA

40A



tweezers with a rhombus-shaped hole on its tip, for handling of wires and small components Ø 0.71mm

Order code	Lenght (mm)	Lenght (")	Version
40A	120	4 3/4"	SA

102



tweezers for handling of chips and SMD components; angled tips for fatigue reduction

Order code	Lenght (mm)	Lenght (")	Version
102	120	4 3/4"	SA

102R



tweezers for handling of chips and SMD components; angled tips for fatigue reduction; with reverse action

Order code	Lenght (mm)	Lenght (")	Version
102R	120	4 3/4"	SA

103



tweezers with bent tips for handling of chips and SMD components; angled tips for fatigue reduction

Order code	Lenght (mm)	Lenght (")	Version
103	120	4 3/4"	SA

103R



tweezers with bent tips for handling of chips and SMD components; angled tips for fatigue reduction; with reverse action

Order code	Lenght (mm)	Lenght (")	Version
103R	120	4 3/4"	SA

104



tweezers for handling of SMD components

Order code	Lenght (mm)	Lenght (")	Version
104	120	4 3/4"	SA

105



tweezers for handling of SMD components; bent tips

Order code	Lenght (mm)	Lenght (")	Version
105	120	4 3/4"	SA

106



tweezers for handling of SMD components

Order code	Lenght (mm)	Lenght (")	Version
106	120	4 3/4"	SA

**107**

tweezers for handling of SMD components; hole in the tips Ø 0.75mm

Order code	Length (mm)	Length (")	Version
107	120	4 3/4"	SA

108

tweezers for handling of SMD components

Order code	Length (mm)	Length (")	Version
108	120	4 3/4"	SA

109

tweezers for handling of SMD components

Order code	Length (mm)	Length (")	Version
109	120	4 3/4"	SA

110

tweezers for handling of SMD components

Order code	Length (mm)	Length (")	Version
110	120	4 3/4"	SA

111

tweezers for handling of SMD components

Order code	Length (mm)	Length (")	Version
111	120	4 3/4"	SA

Tweezers with a length up to 165 mm - 6 2/4" can be supplied in kit of 6-8-12 pieces.

Tweezers *for jeweller's*

33

tweezers with reverse action, ideal to be used during soldering operations

Order code	Length (mm)	Length (")	Version
33	150	6"	SA

33A

tweezers with bent tips, with reverse action, ideal to be used during soldering operations

Order code	Length (mm)	Length (")	Version
33A	150	6"	SA

AA

tweezers with strong gripping action. ESD version available.

Order code	Length (mm)	Length (")	Version
AA	150	6"	SA



WI



tweezers with flat strong tips suitable for the jewellery's works, stainless steel

Order code	Lenght (mm)	Lenght (")	Version
WI	150	6"	INOX

233



tweezers internally serrated and strong gripping action

Order code	Lenght (mm)	Lenght (")	Version
233	160	6 1/4"	SA

19P



tweezers for assembly, serrated internally on tips and externally on handles. Same as 19 but with bent tips

Order code	Lenght (mm)	Lenght (")	Version
19P	160	6 1/4"	SA

00



tweezers with flat and thick tips for general purpose. ESD version available.

Order code	Lenght (mm)	Lenght (")	Version
00	120	4 3/4"	SA

Tweezers with a length up to 165 mm - 6 2/4" can be supplied in kit of 6-8-12 pieces.







For other products related to jeweller's area please visit our website www.piergiacomini.com or ask for the specific documentation at piergiacomini@piergiacomini.com

ESD tweezers.








Available models: 0, 00, 00D, 1, 2, 2A, 3, 3C, 5, 7, 7A, AA




Precision screwdrivers *slot*

Order code	Esd order code	tip	Dimensions (mm)	Total length (mm)	Blade (Ømm)
PG1-0	PG1-0 D		1.2x60	160	2.5
PG1-1	PG1-1 D		1.5x60	160	2.5
PG1-2	PG1-2 D		1.8x60	160	2.5
PG1-3	PG1-3 D		2.5x75	175	2.5
PG1-4	PG1-4 D		3.0x100	200	3.0
PG1-5	PG1-5 D		3.0x150	250	3.0








Precision screwdrivers *phillips*

Order code	Esd order code	tip	Dimensions (mm)	Total length (mm)	Blade (Ømm)
PG2-0	PG2-0 D		PH-000 2.5x60	160	2.5
PG2-1	PG2-1 D		PH-00 2.5x60	160	2.5
PG2-1/75	PG2-1/75 D		PH-00 2.5x75	175	2.5
PG2-2	PG2-2 D		PH-0 3.0x60	160	3.0
PG2-2/75	PG2-2/75 D		PH-0 3.0x75	175	3.0
PG2-2/100	PG2-2/100 D		PH-0 3.0x100	200	3.0
PG2-2/150	PG2-2/150 D		PH-0 3.0x150	250	3.0




Precision screwdrivers *pozdriv*

Order code	Esd order code	tip	Dimensions (mm)	Total length (mm)	Blade (Ømm)
PG3-0	PG3-0 D		PZ-0 3.0x60	160	3.0

Precision screwdrivers *torx*





Order code	Esd order code	tip	Dimensions (mm)	Total length (mm)	Blade (Ømm)
PG4-0X	PG4-0X D		T5x50	150	3.5
PG4-0	PG4-0 D		T6x50	150	3.5
PG4-1	PG4-1 D		T7x50	150	3.5
PG4-2	PG4-2 D		T8x60	160	3.5
PG4-3	PG4-3 D		T9x60	160	3.5
PG4-4	PG4-4 D		T10x60	160	3.5
PG4-5	PG4-5 D		T15x60	160	3.5

Precision screwdrivers *tamper resistant*

Order code	Esd order code	tip	Dimensions (mm)	Total length (mm)	Blade (Ømm)
PG5-0X	PG5-0X D		TR5x50	150	3.5
PG5-0	PG5-0 D		TR6x50	150	3.5
PG5-1	PG5-1 D		TR7x50	150	3.5





PG5-2	PG5-2 D		TR8x60	160	3.5
PG5-3	PG5-3 D		TR9x60	160	3.5
PG5-4	PG5-4 D		TR10x60	160	3.5
PG5-5	PG5-5 D		TR15x60	160	3.5

ESD VERSION



All screwdrivers can be supplied both in the normal or ESD version. Different colour of handles available as well according on customer's request.

Precision screwdrivers *displays*

ESP 42



ESP 42: Carton display containing 42 screwdrivers

(PG2-0; PG2-1; PG2-2; PG3-0; PG4-0; PG4-1; PG4-2)


ESP 36



ESP 36: Carton display containing 36 screwdrivers

(IT CONTAINS items: PG1-0/1/2/3/4/5).


BPG7-1



BPG7-1: Wallet for 7 screwdrivers up to customer choice.

Dimensions 22 x 28 cm.

BPG7-2



BPG7-2: Wallet for 7 screwdrivers up to customer choice.

Dimensions 28 x 28 cm.

Suitable also for longer screwdrivers such as PG1-5 or PG 2-2/100.

BPG6-1



BPG6-1: Wallet for 6 screwdrivers up to customer choice

BLISTERPACK FOR SCREWDRIVERS



BLISTERPACK: blisterpack for 7 precision screwdrivers at customer choice.

APGIR



APGIR: Plastic hook for single screwdriver; different colours available

Soldering and desoldering accessories

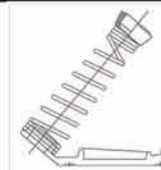


PS..M..GR..



Soldering iron support comprising base (PS), spring (M..) and ferrule (GR..)

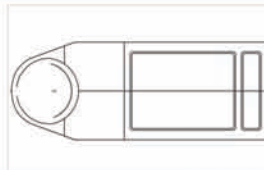
With sponge included.



PS



Universal aluminium base. Tip cleaning sponge included.



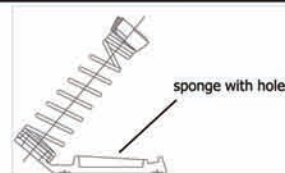
SNPFPS



Cleaning sponge with hole for aluminium base PS

Standard: dimensions 60x50mm

Extra: dimensions 70x54mm



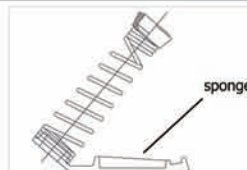
SNPPS



Cleaning sponge for aluminium base PS

Standard: dimensions 60x50mm

Extra: dimensions 70x54mm

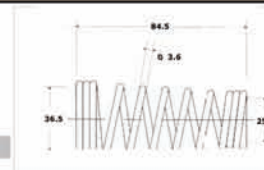


MCC



very short black phosphated spring.

Length (mm)	Large side diameter (mm)	Small side diameter (mm)	Wire(Ø mm)
84.5	36.5	25.2	3.6




MC



short black phosphated spring.

Length (mm)	Large side diameter (mm)	Small side diameter (mm)	Wire(Ø mm)
104	36.5	25.2	3.6

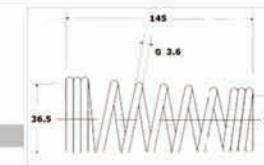


ML



long black phosphated spring.

Length (mm)	Large side diameter (mm)	Small side diameter (mm)	Wire(Ø mm)
145	36.5	25.2	3.6

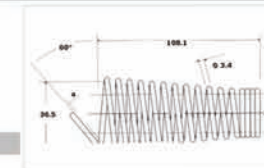


MG



nickel-plated spring with hook.

Length (mm)	Large side diameter (mm)	Small side diameter (mm)	Wire(Ø mm)
108.1	36.5	25.2	3.4

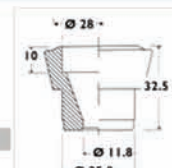


GR1



ferrule for soldering iron support.

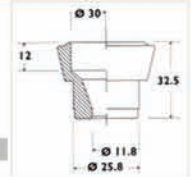
Height	Upper hole (Ø mm)	Lower hole (Ø mm)	Lower edge(Ø mm)	Upper edge height (mm)
32.5	28	11.8	25.8	10



**GR2**

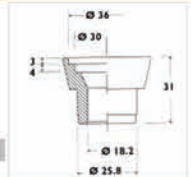
ferrule for soldering iron support.

Height	Upper hole (Ø mm)	Lower hole (Ø mm)	Lower edge(Ø mm)	Upper edge height (mm)
32.5	30	11.8	25.8	12

**GR3**

ferrule for soldering iron support.

Height	Upper hole (Ø mm)	Lower hole (Ø mm)	Lower edge(Ø mm)	Upper edge height (mm)
31	30-36	18.2	25.8	3-4

**GR4**

ferrule for soldering iron support.

Height	Upper hole (Ø mm)	Lower hole (Ø mm)	Lower edge(Ø mm)	Upper edge height (mm)
31	18.4-30-36	18.2	25.8	3-4

**GR5**

ferrule for soldering iron support.

Height	Upper hole (Ø mm)	Lower hole (Ø mm)	Lower edge(Ø mm)	Upper edge height (mm)
31	33	11.8	25.8	12

**PD UNIVERSAL**

a tool for sucking away the residual solder during desoldering operations; (length 215mm)

PD UNIVERSAL D

ESD tool for sucking away the residual solder during desoldering operations; (length 215mm)

PD 03

a tool for sucking away the residual solder during desoldering operations; same as PD UNIVERSAL D but shorter; (length 201mm)

PD 03 D

ESD tool for sucking away the residual solder during desoldering operations; same as PD UNIVERSAL D but shorter; (length 201mm)

DS 2500

Solder dispenser with guiding tube that keeps the working area tidy and reduces solder waste. It is possible to add a second reel using the optional device DS-2500-AB. In the back of the dispenser it is possible to insert different hand tools to be used by the operator while soldering (such as soldering pump, tweezers, pliers or screwdrivers)

Forming systems



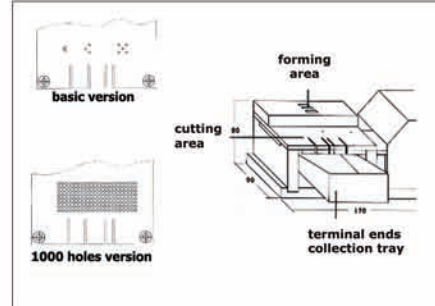
forming system

2000 S STANDARD VERSION



2000S is a pneumatic machine for the forming and cutting (standard height 3mm) of untaped electronic component terminals. 2000 S is supplied with a further cutting mask (1.5mm height). Several forming masks are available on request.

Holes diameter: 1.2
Eyelet diameter: 1.0



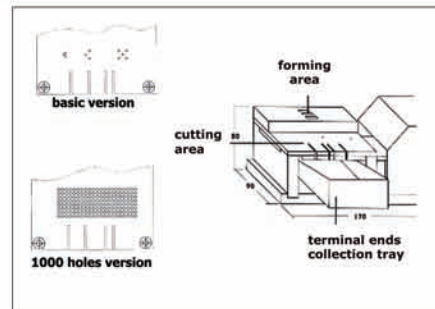
Order code	Cutting capacity comp/h	Holes diameter Ø mm	Eyelet diameter Ø mm	Weight (gr)	Dimensions
2000S STANDARD VERSION	1000-1500	1.2	1.0	4.0	170x90x80

2000 S 1000 HOLES VERSION



2000S is a pneumatic machine for the forming and cutting (standard height 3mm) of untaped electronic component terminals. 2000 S is supplied with a further cutting mask (1.5mm height). Several forming masks are available on request.

Holes diameter: 1.2
Eyelet diameter: 1.0



Order code	Cutting capacity comp/h	Holes diameter Ø mm	Eyelet diameter Ø mm	Weight (gr)	Dimensions
2000S 1000 HOLES VERSION	1000-1500	1.2	1.0	4.0	170x90x80

2000 SE STANDARD VERSION

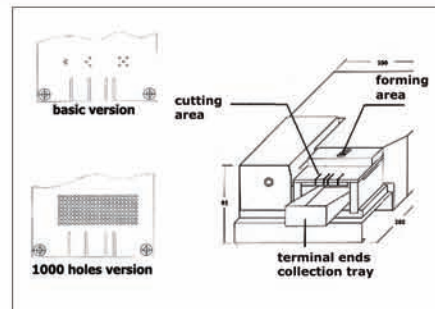


2000 SE is an electric machine for the forming and cutting (standard height 3mm) of untaped electronic component terminals. 2000 SE is supplied with a further cutting mask (1.5mm height). Several forming masks are available on request.

Holes diameter: 1.2
Eyelet diameter: 1.0

Go to forming masks

This system is supplied with a IP 220V plug - plug adaptor with GP 220V/240V plug type.



Order code	Cutting capacity comp/h	Holes diameter Ø mm	Eyelet diameter Ø mm	Weight (gr)	Dimensions
2000SE STANDARD VERSION	1300-1800	1.2	1.0	10.0	200x280x95

2000 SE 1000HOLES VERSION

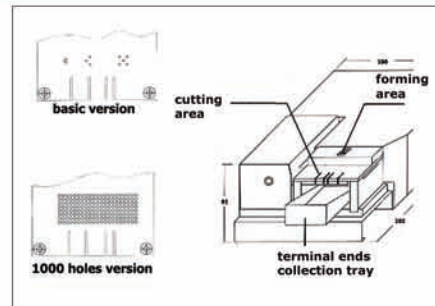


2000 SE is an electric machine for the forming and cutting (standard height 3mm) of untaped electronic component terminals. 2000 SE is supplied with a further cutting mask (1.5mm height). Several forming masks are available on request.

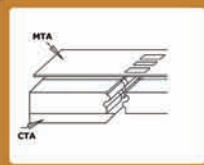
Holes diameter: 1.2
Eyelet diameter: 1.0

Go to forming masks

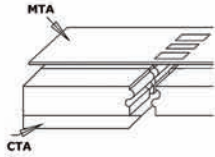
This system is supplied with a IP 220V plug - plug adaptor with GP 220V/240V plug type.



Order code	Cutting capacity comp/h	Holes diameter Ø mm	Eyelet diameter Ø mm	Weight (gr)	Dimensions
2000SE 1000 HOLES VERSION	1300-1800	1.2	1.0	10.0	200x280x95

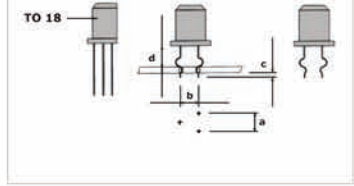


PREF A - TO 18



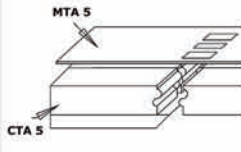
It forms and cuts 2.54 pitch transistors. It is possible to increase the D measure by spacing the MTA mask

* The "c" value is referred to boards of 1.5mm thickness



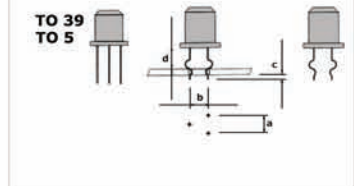
Order code	a (mm)	b (mm)	c* (mm)	d (mm)
PREF A - TO 18	2.54	1.27	1.40	4.00

PREF A5 - TO 39 - TO5



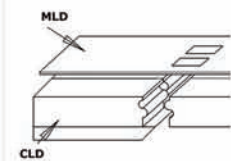
It forms and cuts 5.08 pitch transistors. It is possible to increase the D measure by spacing the MTA5 mask

* The "c" value is referred to boards of 1.5mm thickness



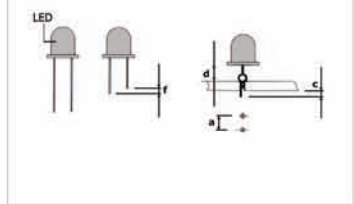
Order code	a (mm)	b (mm)	c* (mm)	d (mm)
PREF A5 - TO 39 - TO5	5.08	2.54	1.40	4.00

PREF B - LED



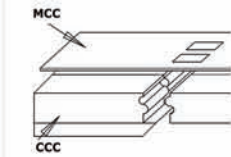
It forms and cuts 2.54 pitch led with the MLD mask, or 5.08 pitch led with the MCC mask. It is possible to increase the D measure by spacing the MLD or the MCC masks

* The "c" value is referred to boards of 1.5mm thickness



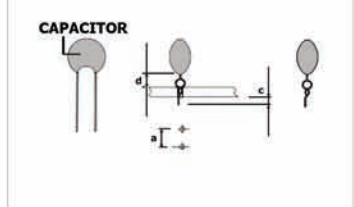
Order code	a (mm)	c* (mm)	d (mm)	f (mm)
PREF B - LED	2.54 - 5.08	1.40 short side	3.50	0.60

PREF C - CAPACITOR



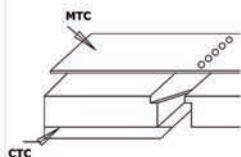
It forms and cuts the leds of 5.08 pitch capacitors. It is possible to increase the D measure by spacing the MCC mask

* The "c" value is referred to boards of 1.5mm thickness



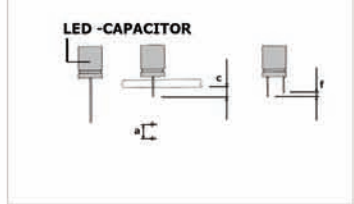
Order code	a (mm)	c* (mm)	d (mm)
PREF C-CAPACITOR	5.08	2.00	3.50

PREF D - LED/CAPACITOR



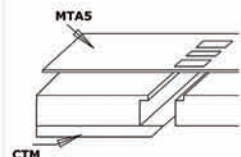
For cutting leds and capacitors when polarity needs to be distinguished. It is possible to increase the C measure by spacing the MTC mask

* The "c" value is referred to boards of 1.5mm thickness



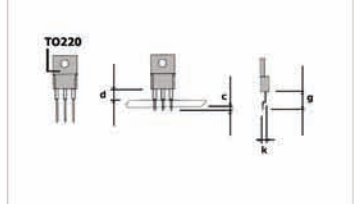
Order code	a (mm)	c* (mm)	d (mm)
PREF D-LED/CAPACITOR	2.54	1.50-4.50 short side	0.6

PREF E - TO220

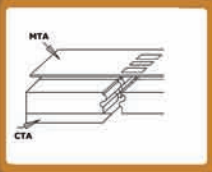


It forms and cuts the leds of TO 220 components. It is possible to increase the D and the G measures by spacing the MTA5 mask

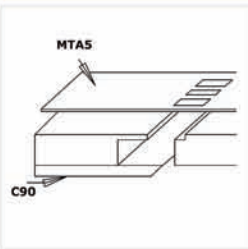
* The "c" value is referred to boards of 1.5mm thickness



Order code	c* (mm)	d (mm)	k (mm)	g (mm)
PREF E-TO220	1.50	4.00	2.54	7.00

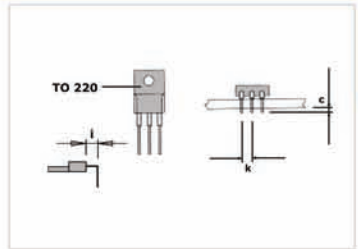


PREF F - TO220



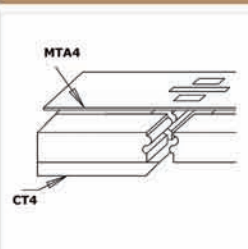
It forms at 90° angle and cuts the leds of TO 220 components, leds and capacitors. It is possible to increase the I measure by spacing the MTA5 mask

* The "c" value is referred to boards of 1.5mm thickness



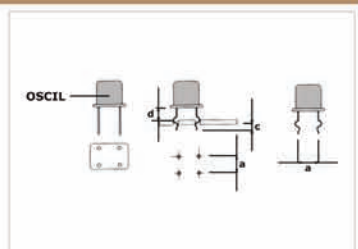
Order code	c* (mm)	i (mm)	k (mm)
PREF F - TO220	1.50	2.50	2.54

PREF G - OSCILLATOR



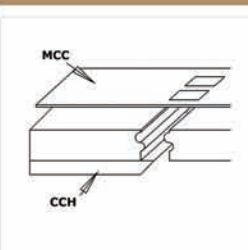
It forms and cuts oscillators. It is possible to increase the D measure by spacing the MTA4 mask

* The "c" value is referred to boards of 1.5mm thickness



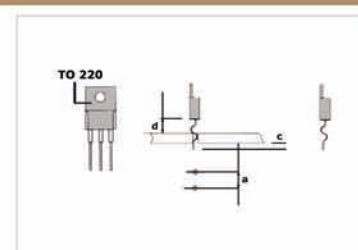
Order code	a (mm)	c* (mm)	d (mm)
PREF G - OSCILLATOR	5.08-7.62	1.50	4.00

PREF H - TO220 / CAPACITOR/LED



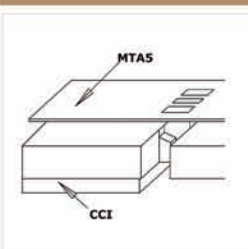
It forms and cuts 2.54 pitch led with the MLD mask, or 5.08 pitch led with the MCC mask. It is possible to increase the D measure by spacing the MLD or the MCC masks

* The "c" value is referred to boards of 1.5mm thickness

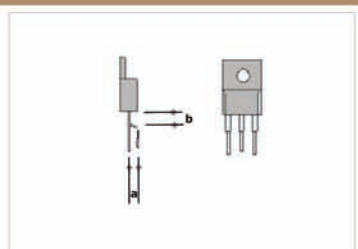


Order code	a (mm)	c* (mm)	d (mm)
PREF H-TO220/CAPACITOR/LED	TO 220 conden led	1.40	4.00

PREF I - TO220

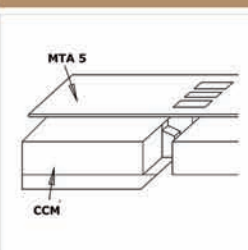


Special forming mask for the forming of TO 220 and TO 247. 2.54mm pitch of the central lead



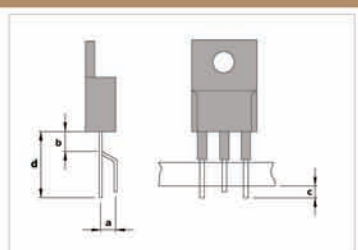
Order code	a (mm)	b (mm)
PREF I - TO220	2.54	3.00

PREF M - TO220



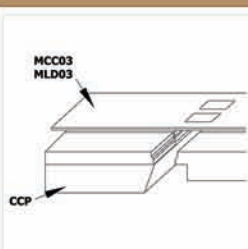
Special forming mask for the forming of TO 220. 2.54mm shift of the centre lead

* The "c" value is referred to boards of 1.5mm thickness



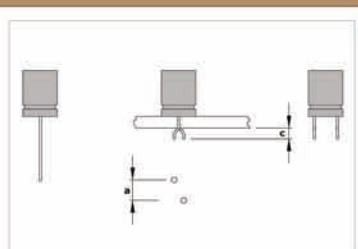
Order code	a (mm)	b (mm)	c* (mm)	d (mm)
PREF M - TO220	2.54	3.00	2.00	7.50

PREF P - LED OR CAPACITOR



It forms and cuts leds and capacitors, 2.54 pitch with MLD03 mask or 5.08 pitch with MCC03 mask

* The "c" value is referred to boards of 1.5mm thickness



Order code	a (mm)	c* (mm)
PREF P - LED OR CAPACITOR	2.54-5.08	1.50

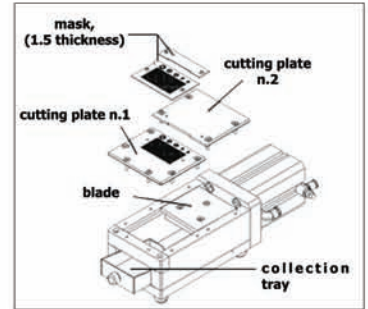


Cutting equipment

MMP10



MMP 10 is a pneumatic machine designed to cut different untaped components (transistor, led, capacitor, resistor, etc.) Standard cut is 3mm, but it can be modified increasing the thickness by means of the mask included (1.5 mm height). Diameter of components leads the machine can cut goes from 0.3 to 1.3mm for a maximum number of 60 leads at the same time. It can cut diameters up to 2.5mm with a customized mask.
Cutting capacity comp/hour 3000

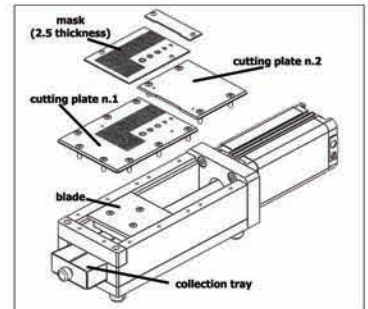


Order code	dimensions (LxDxH) cm	weight (kg)	working area
MMP10	28x10x7.8	6.5	51x43

MMP15



MMP 15 is a pneumatic machine designed to cut different untaped components (transistor, led, capacitor, resistor, etc.). Similar to MMP10 but with a bigger run. Standard cut is 3mm, but it can be modified increasing the thickness by means of the mask included (height 1.5mm). Diameter of components leads the machine can cut goes from 0.3 to 1.3mm for a maximum number of 60 leads at the same time. It can cut diameters up to 2.5mm with a customized mask.
Cutting capacity comp/hour 3000.



Order code	dimensions (LxDxH) cm	weight (kg)	working area
MMP15	38x10x7.8	7.8	51x93

Crimping equipment

MMP 20



The MMP20 is an electric machine, CE approved, designed for the crimping of several STOCKO terminals

MTL1 6670 terminal	from 1 to 12 path
MTL1 6690 terminal	from 1 to 12 path
MTL1 6710 terminal	from 1 to 12 path
MFMP 9290 terminal	from 2 to 12 path
MFMP 9261 terminal	from 2 to 12 path
MFMP 9271 terminal	from 2 to 12 path

Order code	dimensions (LxDxH) cm	weight (kg)
MMP20	305x325x120	9.5

MMP 25



The MMP25 is an electric machine, CE approved, designed for the crimping of several STOCKO terminals

Connector RFK 25-RAST 2.5	with 2.5mm pitch
Connector MFMP 7234	from 2 to 20 path
Connector MFMP 7236	from 2 to 20 path
Connector MFMP 7238	from 2 to 20 path
Connector MFMP 7239	from 2 to 20 path
Connector RAST 2.5	with 5mm pitch
Connector MFMP 7260	from 2 to 12 path
Connector MFMP 7262	from 2 to 12 path

Order code	dimensions (LxDxH) cm	weight (kg)
MMP25	305x325x120	9.5

Depaneling-scoring systems



DP SERIES: manual depaneling pliers



A manual depaneling tool to separate larger sheets of multiple PCB panels in a quick, economic and safe way, leaving well finished cut surfaces; maximum length of the isthmus (tab) must not exceed 2.5 mm.

ESD-safe handles version available.

Maximum PCB thickness 2mm; minimum distance isthmus 16mm; maximum cutting force 7kg

order code	ESD order code	blade thickness mm (")	cutting force (kg)
DP 15 N	DP 15 N D	1.5 (.059")	3
DP 18 N	DP 18 N D	1.8 (.070")	3
DP 20 N	DP 20 N D	2.0 (.078")	3
DP 23 N	DP 23 N D	2.3 (.090")	7
DP 24 N	DP 24 N D	2.4 (.094")	7
DP 25 N	DP 25 N D	2.5 (.098")	7

DPP SERIES: pneumatic depaneling tools



Pneumatic depaneling tool. The DPP is suitable for the quick, economic and secure separation of PCBs, leaving the cut edges well finished. The interchangeability of the blades, made from special steel in various thicknesses, enable it to satisfy all customer requirements. (Isthmus length 1÷3 mm)

Maximum PCB thickness 1,6mm; minimum distance isthmus 11mm; maximum cutting force 80kg

order code	ESD order code	blade thickness mm (")	Spare part - central blade
DPP 20 N	DPP 20 N D	2.0 (.078")	L20 - 2.0 mm (.078")
DPP 23 N	DPP 23 N D	2.3 (.090")	L23 - 2.3 mm (.090")
DPP 24 N	DPP 24 N D	2.4 (.094")	L24 - 2.4 mm (.094")
DPP 25 N	DPP 25 N D	2.5 (.098")	L25 - 2.5 mm (.098")

SDP



"DPP TANDEM" Depaneling system from 1 to 5 pneumatic heads and blades of: 2-2.3-2.4-2.5 mm

PCB specifications when you use DPP TANDEM:

MAX PCB THICKNESS: 1.6mm

BLADE THICKNESS: 2.5 – 2.4 –2.3- 2 mm

ISTHMUS: 1÷3 mm – Tol. 0 +0.1 mm

MAX N° OF HEADS: 5

MIN DISTANCE BETWEEN TWO HEADS: 55 mm

MAX DISTANCE BETWEEN TWO HEADS: 425 mm

How to order: SDP-...-ST-... SDP - heads number (from 1 to 5) - ST - blade thickness (2.5; 2.4; 2.3; 2)

it is possible to use also the "T" blade: Cutting force 140 kg

DPB



"DPP MONO" Depaneling system with 1 pneumatic head

PCB specifications when you use DPP MONO:

MAX PCB THICKNESS: 1.6mm

BLADE THICKNESS: 2.5 – 2.4 –2.3- 2 mm

ISTHMUS: 1÷3 mm

Cutting force 190 kg

minimum distance isthmus 13mm;

To change the cutting blade, it is needed to change only the single blade: SDP-...LT.. or SDP-...LTT

How to order:


DPB-1-ST... blade thickness (2.5; 2.4; 2.3; 2) specifying also the type of blade.

The DPB is supplied with the "L" blade but it is possible to order also the "T" blade as shown in the picture.



Depaneling-scoring systems

DPF



The DPF is a manual depaneling system able to solve needs of depaneling of small series where the use of an hand-tools could aggravate the product of an excessive labour and where the use of an automatic depaneling would not justify the cost of amortization.

- doesn't submit mounted components (not even those mounted close to isthmus) to any stress
- very easy to manage also for not trained workers
- low manual strength is needed
- suitable to be used even with boards mounting components sensitive to electrostatic charges
- vacuum system makes perfectly clean the whole depaneling operation

SMA 10



SMA10 is a machine designed to separate Printed Circuit Boards previously scored. It works either on traditional materials like CEM1 and FR4 as well as on Aluminium substrates (MCPCB). SMA10 can depanel both short and long boards bare or populated (maximum component height is 32 mm). The alignment system allows three degrees of regulation. The height of the reference plan in relation to the cutting tool. Then a sharp guide allows to easily position the scored line aligned with the cutting tool and finally a mechanical reference assures the correct positioning of the panel. The sharp guide can be easily adjusted to compensate different scoring depth. After the separation, the separated panel remains on a different plane also adjustable in height to allow a good positioning even in case of panels with components on both sides. The cutting tools have a diameter of 125 mm and the lower tool is motorized with controlled speed adjustable from 0 to 100 rpm. The upper tool can be controlled in height, thus controlling the distance from the lower tool and adapt to different material thicknesses.

DPA 100



DPA100 is a semi-automatic depaneling system.

Using a vertical milling cutter this system allows to cut isthmus in any direction, following linear or circular lines. DPA100 functioning is performed by a Personal Computer which manages: PLC which manages machine's digital input and output spindle positioning control system an high resolution USB camera for the self learning of jobs and other activities PC works on Microsoft Windows XP (or higher) using therefore and user friendly interface. DPA100 allows to pass to a new job in a quick and easy thanks to the simple self learning software.

DPA 1000



DPA1000 is an automatic depaneling system. Using a vertical milling cutter this system allows to cut isthmus in any direction, following linear or circular lines. DPA1000 functioning is performed by a Personal Computer which manages:

- PLC which manages machine's digital input and output
 - spindle positioning control system
 - an Inverter for cutting speed control
 - an high resolution USB camera for the self learning of jobs and other activities
- PC works on Microsoft Windows XP (or higher) using therefore and user friendly interface. DPA1000 allows to pass to a new job in a quick and easy thanks to the simple self learning software. Furthermore, thanks to the double work table, it is possible to reduce the circuits upload and download time increasing productivity. For small production, this feature allows to work on different circuits at the same time.

ALPHABETICAL INDEX

0 SA	PG 52
0 SA-ESD	PG 52
00 SA	PG 55
00 SA-ESD	PG 55
00B SA	PG 55
00C SA	PG 55
00D SA	PG 55
00D SA-ESD	PG 55
0A SA	PG 52
0C10 SA	PG 52
0C11 SA	PG 52
0C9 SA	PG 52
0R SA	PG 62
1 SA	PG 52
1 SA-ESD	PG 52
102 SA	PG 64
102R SA	PG 64
103 SA	PG 64
103R SA	PG 64
104 SA	PG 64
105 SA	PG 64
106 SA	PG 64
107 SA	PG 65
108 SA	PG 65
109 SA	PG 65
11 Nickel	PG 57
110 SA	PG 65
110N Nylon	PG 57
111 SA	PG 65
12 Nickel	PG 57
13S SA	PG 56
15 Carbon	PG 57
150/1.5 SA	PG 59
150/3 SA	PG 59
151 SA	PG 59
15A	PG 58
15AC	PG 58
15AP	PG 58
18 SA	PG 58
19 SA	PG 56
19P SA	PG 56
2 SA	PG 52
2 SA-ESD	PG 52
2000 S	PG 71
2000 S M	PG 71
2000 SE	PG 71
2000 SE M	PG 71
231 SA	PG 55
232 SA	PG 57
233 SA	PG 57
26 SA	PG 55
27 SA	PG 55
29D/16 SA	PG 58
29D/22 SA	PG 58
29D/28 SA	PG 58
2A SA	PG 55
2A SA-ESD	PG 55
2AB SA	PG 54
2AR SA	PG 63
2AT SA	PG 57
3 SA	PG 52
3 SA-ESD	PG 52
30D/16 SA	PG 59
30D/22 SA	PG 59
30D/28 SA	PG 59
31D/28 SA	PG 59
31D/40 SA	PG 59
321 SA	PG 62
33 SA	PG 63
33A SA	PG 63
34A SA	PG 61
35A SA	PG 62
36A SA	PG 62
37S SA	PG 62
38 SA	PG 64
3C SA	PG 52
3C SA-ESD	PG 52
3D SA	PG 61
3DT SA	PG 61
4 SA	PG 53
40A SA	PG 64
4A SA	PG 53
4D SA	PG 61
4DW SA	PG 61
4R SA	PG 63
5 SA	PG 53
5 SA-ESD	PG 53
51S SA	PG 54
571 SA	PG 59
572 SA	PG 59
573 SA	PG 59
574 SA	PG 60
575 SA	PG 60
577 SA	PG 60
578 SA	PG 60
579 SA	PG 60
580 SA	PG 60
581 SA	PG 60
5A SA	PG 54
5AR SA	PG 63
5B SA	PG 53
5C SA	PG 53
5D SA	PG 61
5DW SA	PG 61
6 SA	PG 58
62A SA	PG 59
65A SA	PG 54

6D SA	PG 61
6DWF SA	PG 61
7 SA	PG 54
7 SA-ESD	PG 54
7A SA	PG 54
7A SA-ESD	PG 54
7B SA	PG 54
7E SA	PG 54
7R SA	PG 63
8 SA	PG 58
85A SA	PG 62
85C SA	PG 62
85L SA	PG 62
A SA	PG 55
AA SA	PG 56
AA SA-ESD	PG 56
AAR SA	PG 63
AC SA	PG 56
C3 SA	PG 56
CCS-10-NB	PG 44
CCS-11-NB	PG 44
CCS-12-NB	PG 44
CCS-13-NB	PG 44
CCS-15-NB	PG 45
CCS-18-NB	PG 45
CHD-08 01	PG 37
CS 30	PG 39
CS 30 L	PG 39
CS 30 X	PG 41
CS 30 XZ	PG 41
CSF 30	PG 41
CSF 30 S	PG 41
CSO 30	PG 39
CSP 30 G	PG 42
CSP 30 GL	PG 43
CSP 30 GR	PG 43
CSP 30.1	PG 41
CSP 30.2	PG 42
CSP 30.3	PG 42
CSP 30.5	PG 39
CSP 30.7	PG 42
CSP 30.8	PG 42
CSP 30.9	PG 42
D inox	PG 58
DP 15 N	PG 75
DP 18 N	PG 75
DP 20 N	PG 75
DP 23 N	PG 75
DP 24 N	PG 75
DP 25 N	PG 75
DPA 100	PG 76
DPA 1000	PG 76
DPB	PG 75
DPF	PG 76
DPP 20 N	PG 75
DPP 23 N	PG 75
DPP 24 N	PG 75
DPP 25 N	PG 75
DS 2500	PG 70
EES-20	PG 48
F SA	PG 56
GR1	PG 69
GR2	PG 70
GR3	PG 70
GR4	PG 70
GR5	PG 70
H SA	PG 56
ITR 30	PG 13
ITR 30 58	PG 13
ITR 5000	PG 14
ITR 58	PG 14
ITR 58 R	PG 13
ITRR 58	PG 14
ITRR 58 G	PG 13
MC	PG 69
MCC	PG 69
MG	PG 69
ML	PG 69
MMP-10	PG 74
MMP-15	PG 74
MMP-20	PG 74
MMP-25	PG 74
P SA	PG 53
P1	PG 33
P2	PG 33
PC SA	PG 60
PCC 1	PG 40
PD 03	PG 70
PD 03 D	PG 70
PD UNIVERSAL	PG 70
PD UNIVERSAL D	PG 70
PG1-0	PG 67
PG1-0 D	PG 67
PG1-1	PG 67
PG1-1 D	PG 67
PG1-2	PG 67
PG1-2 D	PG 67
PG1-3	PG 67
PG1-3 D	PG 67
PG1-4	PG 67
PG1-4 D	PG 67
PG1-5	PG 67
PG1-5 D	PG 67
PG2-0	PG 67
PG2-0 D	PG 67
PG2-1	PG 67
PG2-1 D	PG 67

PG2-1/75	PG 67
PG2-1/75 D	PG 67
PG2-2	PG 67
PG2-2 D	PG 67
PG2-2/100	PG 67
PG2-2/100 D	PG 67
PG2-2/150	PG 67
PG2-2/150 D	PG 67
PG2-2/75	PG 67
PG2-2/75 D	PG 67
PG3-0 D	PG 67
PG3-0	PG 67
PG4-0	PG 67
PG4-0 D	PG 67
PG4-0X	PG 67
PG4-0X D	PG 67
PG4-1	PG 67
PG4-1 D	PG 67
PG4-2	PG 67
PG4-2 D	PG 67
PG4-3	PG 67
PG4-3 D	PG 67
PG4-4	PG 67
PG4-4 D	PG 67
PG4-5	PG 67
PG4-5 D	PG 67
PG5-0	PG 67
PG5-0 D	PG 67
PG5-0X	PG 67
PG5-0X D	PG 67
PG5-1	PG 67
PG5-1 D	PG 67
PG5-2	PG 68
PG5-2 D	PG 68
PG5-3	PG 68
PG5-3 D	PG 68
PG5-4	PG 68
PG5-4 D	PG 68
PG5-5	PG 68
PG5-5 D	PG 68
PLCC 32	PG 46
PLCC 44	PG 46
PLCC 52	PG 46
PLCC 68	PG 47
PLCC 84	PG 47
PN 20 M	PG 16
PN 2001	PG 16
PN 2002	PG 16
PN 2002 M	PG 18
PN 2002 PM	PG 21
PN 2003	PG 17
PN 2004	PG 17
PN 2005	PG 18
PN 2006	PG 18
PN 2007	PG 19
PN 2008	PG 19
PN 2015	PG 18
PN 2016	PG 18
PN 2017	PG 19
PN 2018	PG 19
PN 5001	PG 17
PN 5002	PG 17
PN 5003	PG 17
PN 5004	PG 17
PN 5005	PG 18
PN 5006	PG 19
PN 5007	PG 19
PN 5008	PG 20
PN 5020	PG 47
PN 5025	PG 20
PN 5025 C	PG 34
PN 5025 Z	PG 20
PN 5025/1	PG 20
PN 5025/2	PG 21
PN 5025/3	PG 21
PN 5028	PG 20
PN 5030	PG 33
PN 5032	PG 47
PN 5034	PG 47
PN 5040/7D	PG 27
PN 5040/90D	PG 27
PN 5050/04D	PG 29
PN 5050/10D	PG 29
PN 5050/14D	PG 28
PN 5050/15D	PG 28
PN 5050/16D	PG 29
PN 5050/17D	PG 30
PN 5050/19D	PG 29
PN 5050/21D	PG 31
PN 5050/25D	PG 31
PN 5050/36D	PG 30
PN 5050/37D	PG 31
PN 5050/38D	PG 29
PN 5050/3D	PG 28
PN 5050/5	PG 34
PN 5050/6D	PG 30
PN 5050/7D	PG 30
PN 5050D	PG 28
PN-5050/46D	PG 31
PN-5050/47D	PG 31
PN-5050/49D	PG 31
PN-5050/53D	PG 30
PN-5050/54D	PG 30
PN-5050/60D	PG 29
PNB 2005	PG 21
PNB 2006	PG 21
PNB 2007	PG 21

PNB 2008	PG 22
PNB 2015	PG 22
PNB 2016	PG 22
PNB 2017	PG 22
PNB 2018	PG 22
PNG 5000D	PG 26
PNI 5000D	PG 32
PNI 5015D	PG 32
PNR 30D	PG 26
PNR 5000D	PG 26
PNR 5010D	PG 26
PP1	PG 33
PP2	PG 33
PPN 04 NB	PG 33
PPN 05 NB	PG 34
PPN 06 NB	PG 34
PPR 5000D	PG 27
PPR 5001D	PG 27
PPR 5002D	PG 27
PPR 5003D	PG 27
PREF A	PG 72
PREF A5	PG 72
PREF B	PG 72
PREF C	PG 72
PREF D	PG 72
PREF E	PG 72
PREF F	PG 73
PREF G	PG 73
PREF H	PG 73
PREF I	PG 73
PREF M	PG 73
PREF P	PG 73
PRF 0	PG 41
PS	PG 69
PS 4-10	PG 40
PS M..... GR.....	PG 69
PSF SA	PG 56
PST 0.5	PG 40
PST 0.6	PG 40
PST 0.8	PG 40
PST 1.00	PG 40
PTR 30 C/5D	PG 26
PTR 30 CD	PG 26
PTR 30 LD	PG 28
S SA	PG 53
SA SA	PG 53
SAL-01-NN	PG 37
SAL-01-SP	PG 37
SB SA	PG 53
SC 1/S	PG 49
SC 2/S	PG 49
SC 3/1C	PG 49
SC 4/2C	PG 49
SC 5/ST	PG 50
SC 6/ST	PG 50
SDP-1-ST...	PG 75
SDP-2-ST...	PG 75
SDP-3-ST...	PG 75
SF 30	PG 39
SF 40.1	PG 40
SF 40.2	PG 40
SFF 30	PG 40
SMA 10	PG 76
SMT-COAX 0.8	PG 47
SMT-COAX 1.6	PG 48
SNPFPS	PG 69
SNPPS	PG 69
SS SA	PG 54
STR-50	PG 37
STR-50 K	PG 37
TC/14	PG 51
TC/18	PG 51
TC/18 M	PG 51
TP 30D	PG 32
TP 5000-15D	PG 32
TPP-TM 6000	PG 36
TPP-TM 6000 R	PG 36
TPP-TM 6000 S	PG 36
TPP-TP 6000	PG 34
TPP-TP 6000-15	PG 35
TPP-TR 6000	PG 35
TPP-TR 6000 PR	PG 35
TPP-TR 6000 R	PG 35
TPP-TR 6000 V	PG 36
TPP-TR 6000-10	PG 36
TPP-TR 6000-13	PG 36
TPP-TR 6000-15	PG 36
TPP-TR-6000 A	PG 35
TPP-TR-6000 C	PG 35
TPP-TS 6000	PG 36
TR 20 M	PG 6
TR 20 SM	PG 6
TR 20 TM	PG 13
TR 20 VM	PG 12
TR 2050 M	PG 12
TR 25	PG 6
TR 25 15	PG 10
TR 25 15L	PG 10
TR 25 50	PG 12
TR 25 B	PG 8
TR 25 L	PG 6
TR 25 L 25	PG 7
TR 25 P	PG 6
TR 30	PG 7
TR 30 10	PG 11
TR 30 15	PG 11
TR 30 15 V	PG 11

TR 30 58	PG 9
TR 30 58 R	PG 7
TR 30 B	PG 8
TR 30 T	PG 12
TR 30 V	PG 12
TR 5000	PG 9
TR 5000 B	PG 8
TR 5000 P	PG 9
TR 5000 PG	PG 9
TR 5000 PR	PG 8
TR 5000 R	PG 7
TR 5000 V	PG 12
TR 5000 W	PG 10
TR 5000-10	PG 10
TR 5000-13	PG 10
TR 5000-15	PG 11
TR 5015	PG 11
TR 5020	PG 11
TR 5045 V	PG 13
TR 58	PG 9
TR 58 R	PG 7
TRE 03 NB	PG 6
TRR 5000	PG 10
TRR 5000 B	PG 8
TRR 58	PG 9
TRR 58 B	PG 8
TRR 58 G	PG 7
TS 30D	PG 32
TTR 5000	PG 14
TTR 5500	PG 14
W INOX	PG 66

TOOLS CATEGORIES

	tweezers
	form&crip systems
	optic fibres
	special tools
	shears & wire strippers
	depaneling
	extractors
	soldering
	blade treatment
	precision screwdrivers
	pliers
	forming tools
	cable strippers
	cable cutters
	pneumatic tools
	cutters

CUSTOM HANDLES

Piergiacomì is able to make custom handle (colour and brand) according to customers' requirements.
Sales conditions to be defined



ERGONOMIC NORMAL AND DISSIPATIVE MATERIAL

All our hand tools are supplied with new ERGONOMIC handles BIMATERIAL "dolphin".
Furthermore all hand tools are available also in the dissipative version.



CONVERSION TABLE AWG-Ø mm-Ø inches

AWG	Ø (mm)	Ø (inches)
0000	11.64	0.4600
000	10.40	0.4096
00	9.266	0.3648
0	8.251	0.3249
1	7.348	0.2893
2	6.544	0.2578
3	5.627	0.2294
4	5.189	0.2043
5	4.621	0.1819
6	4.115	0.1620
7	3.685	0.1443
8	3.264	0.1285
9	2.906	0.1144

AWG	Ø (mm)	Ø (inches)
10	2.588	0.1019
11	2.305	0.0907
12	2.053	0.08081
13	1.828	0.07196
14	1.628	0.06408
15	1.450	0.05707
16	1.291	0.05082
17	1.150	0.04526
18	1.024	0.04030
19	0.911	0.03589
20	0.818	0.03195
21	0.722	0.02846
22	0.643	0.02535

AWG	Ø (mm)	Ø (inches)
23	0.573	0.02257
24	0.510	0.02010
25	0.454	0.01790
26	0.404	0.01594
27	0.360	0.01420
28	0.321	0.01264
29	0.285	0.01126
30	0.254	0.01003
31	0.226	0.008928
32	0.201	0.007950
33	0.179	0.007080
34	0.160	0.006305
35	0.142	0.005615

AWG	Ø (mm)	Ø (inches)
36	0.127	0.005000
37	0.113	0.004453
38	0.100	0.003965
39	0.089	0.003531
40	0.079	0.003145
41	0.071	0.00280
42	0.063	0.00249
43	0.054	0.00222
44	0.050	0.001997
45	0.044	0.00176
46	0.039	0.00157

THE COMPANY



Piergiacomì Sud, with its "Piergiacomì Quality Handtools" business line, is one of the leading company worldwide in the production of pressed steel hand tools for the electronics and, in part, for the electrotechnical fields. No other manufacturer has a range of tools as wide as Piergiacomì's: more than four hundred different types of tools, well known and sought after by the industrial electronics market worldwide.

Furthermore, with a view to a more professional outlook and also to diversify the range, since many years, vast investments have been made in order to develop a brand new line of products.

20 years ago another business line "Piergiacomì Robotics" was founded, with few machines for the production of bare boards and electronic circuits.

All Piergiacomì products can be seen on our website www.piergiacomì.com or it is possible to ask for further information to the following e-mail address: piergiacomì@piergiacomì.com



HOW TO REACH US

Head quarters & Manufacturing Plant


via 81a strada 3, fraz. Centobuchi
63076 Montepandone (ap), Italy
tel +39 0735 703333 / 703315 fax +390735 703757



Sales & Marketing

via gramsi 3, 60022 Castelfidardo (an), Italy
tel +39 071 78678-780211 fax +39 071 7822536
e-mail: piergiacomì@piergiacomì.com





Piergiacomì Sud

sales & marketing

60022 castelfidardo (an) italy - via gramsci 3

tel. +39 07178678 - 071 780211 - fax +39 0717822536

head quarters & manufacturing plant

63076 montepandone (ap) italy - fraz. centobuchi via 81a strada 3

tel. +39 0735703333 (2 linee r.a.) fax +39 0735703757

www.piergiacomì.com

piergiacomì@piergiacomì.com

printed october 2014



PIERGIACOMÌ
QUALITY HAND TOOLS

X-ON Electronics

Largest Supplier of Electrical and Electronic Components

Click to view similar products for [Pliers & Tweezers](#) category:

Click to view products by [Piergiacomini](#) manufacturer:

Other Similar products are found below :

[0031](#) [32750](#) [PN-5050/38D](#) [PG-TP-30D](#) [PG-DP-18-N](#) [G77015](#) [4-1532129-2](#) [77 12 115](#) [0037](#) [T0058765801](#) [571](#) [76C](#) [37 31 125](#) [RX 8130](#)
[37 33 125](#) [DRP10N](#) [32 11 135](#) [36 12 130](#) [0036](#) [64 11 115](#) [0032](#) [6231-08](#) [PN 5050/19D](#) [PNI 5000](#) [TP 5000/15D](#) [TR 30 15 V](#) [TR 5000 PR](#)
[TR 58 R A D](#) [00 20 08 US2](#) [13 01 614](#) [87 28 250 SBA](#) [INCP8](#) [30993](#) [011820101](#) [011830101](#) [003780032](#) [003780041](#) [134-69-160](#)
[134-69-180](#) [135-49-VDE-190](#) [137-49-VDE-180](#) [137-49-VDE-200](#) [137-49-VDE-240](#) [137-69-180](#) [137-69-200](#) [137-69-240](#) [138-49-VDE-200](#)
[138-69-200](#) [140-49-VDE-170](#) [140-49-VDE-205](#)