



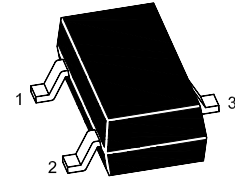
FMMT491

NPN Transistor

Features

- Low equivalent on-resistance
- Be complementaty with FMMT591

SOT-23
(TO-236)



1.Base 2.Emitter 3.Collector

Marking: 491

Absolute Maximum Ratings

Ratings at 25°C ambient temperature unless otherwise specified.

Parameter	Symbol	Value	Unit
Collector Base Voltage	V_{CBO}	80	V
Collector Emitter Voltage	V_{CEO}	60	V
Emitter Base Voltage	V_{EBO}	5	V
Collector Current	I_C	1	A
Peak Pulse Current	I_{CM}	2	A
Power Dissipation	P_D	500	mW
Junction Temperature	T_J	150	°C
Storage Temperature Range	T_{STG}	-55 to 150	°C



Electrical Characteristics

Ratings at 25°C ambient temperature unless otherwise specified.

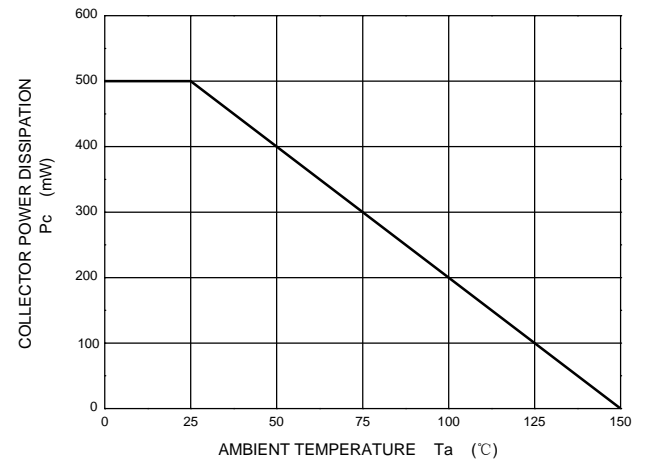
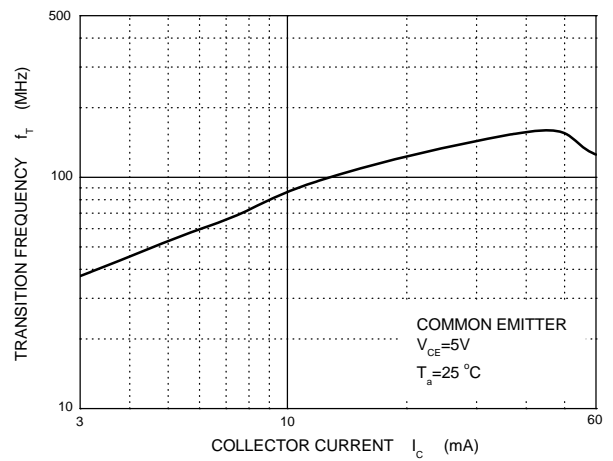
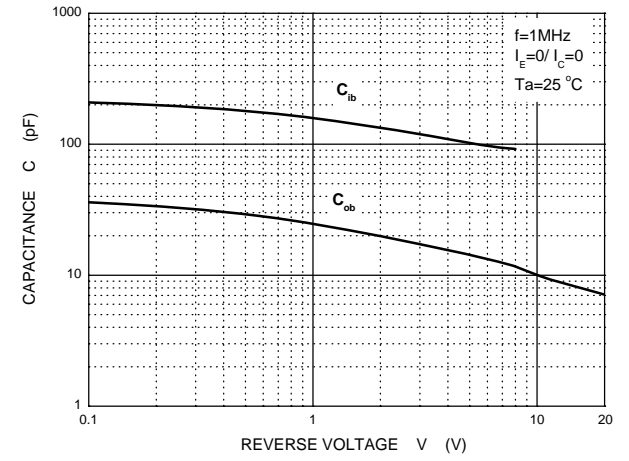
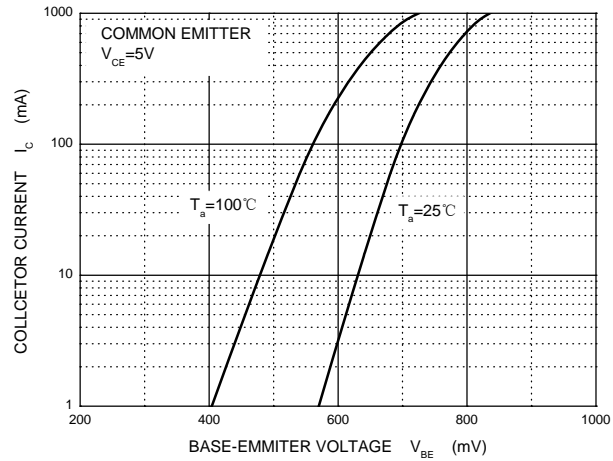
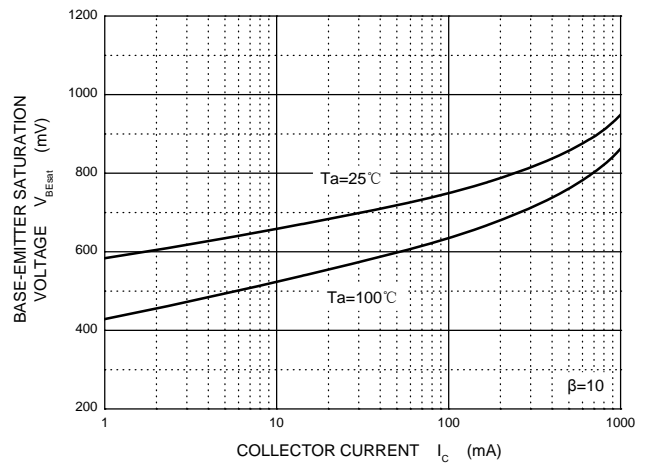
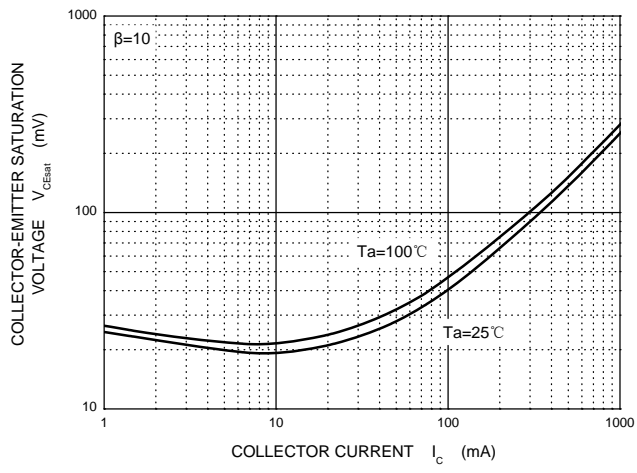
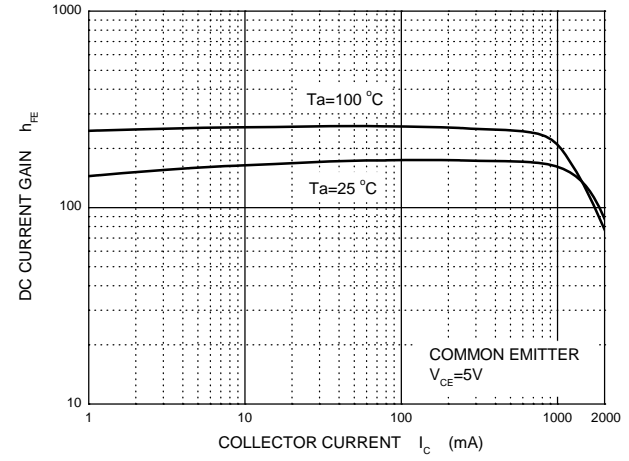
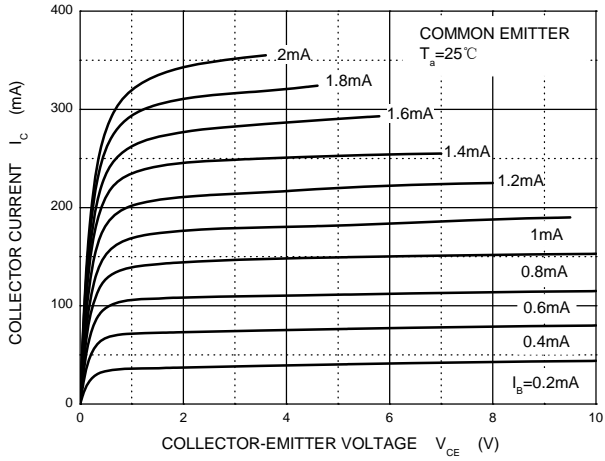
Parameter	Symbol	Min.	Typ.	Max.	Unit
DC Current Gain ^{Note1} at $V_{CE} = 5\text{ V}$, $I_C = 1\text{ mA}$ at $V_{CE} = 5\text{ V}$, $I_C = 500\text{ mA}$ at $V_{CE} = 5\text{ V}$, $I_C = 1\text{ A}$ at $V_{CE} = 5\text{ V}$, $I_C = 2\text{ A}$	H_{FE}	100 100 80 30	- - - -	- 300 - -	-
Collector Base Cutoff Current at $V_{CB} = 60\text{ V}$	I_{CBO}	-	-	100	nA
Emitter Base Cutoff Current at $V_{EB} = 5.6\text{ V}$	I_{EBO}	-	-	100	nA
Collector Base Breakdown Voltage at $I_C = 100\text{ }\mu\text{A}$	$V_{(BR)CBO}$	80	-	-	V
Collector Emitter Breakdown Voltage at $I_C = 10\text{ mA}$	$V_{(BR)CEO}$	60	-	-	V
Emitter Base Breakdown Voltage at $I_E = 100\text{ }\mu\text{A}$	$V_{(BR)EBO}$	5	-	-	V
Collector Emitter Saturation Voltage ^{note1} at $I_C = 500\text{ mA}$, $I_B = 50\text{ mA}$ at $I_C = 1\text{ A}$, $I_B = 100\text{ mA}$	$V_{CE(sat)}$	-	-	250 500	mV
Base Emitter Saturation Voltage ^{note1} at $I_C = 1\text{ A}$, $I_B = 100\text{ mA}$	$V_{BE(sat)}$	-	-	1.1	V
Base Emitter Voltage ^{note1} at $V_{CE} = 5\text{ V}$, $I_C = 1\text{ A}$	$V_{BE(on)}$	-	-	1	V
Transition Frequency at $V_{CE} = 10\text{ V}$, $I_C = 50\text{ mA}$, $f = 100\text{ MHz}$	F_T	150	-	-	MHz
Collector Output Capacitance at $V_{CB} = 10\text{ V}$, $f = 1\text{ MHz}$	C_{ob}	-	-	10	pF

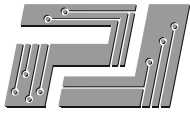
Note1: Measured under pulsed conditions, Pulse width \leq 300 μ s, Duty cycle \leq 2%.



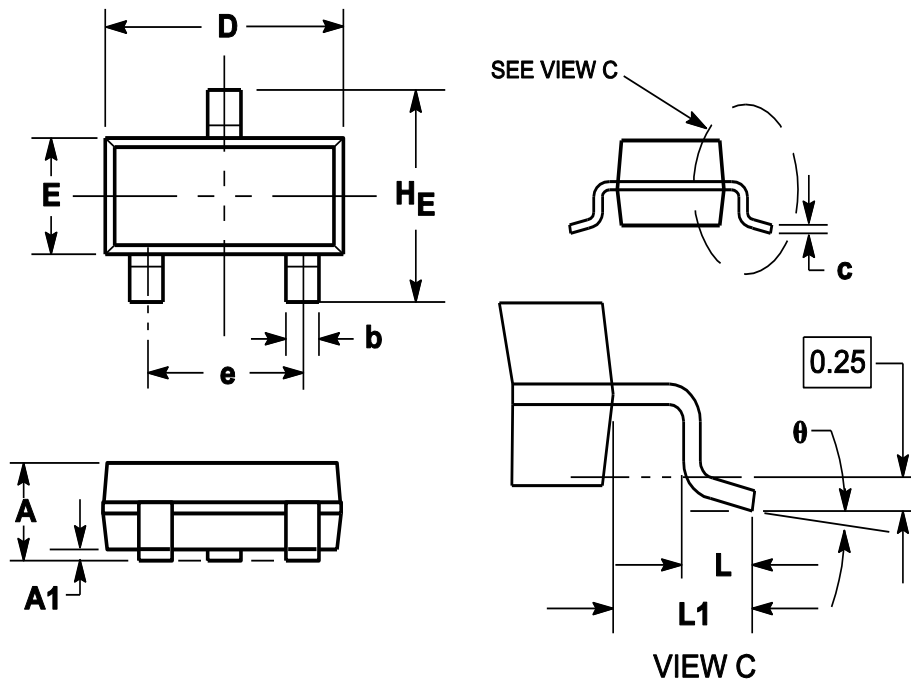
FMMT491

NPN Transistor





Package Outline(SOT-23)



Symbol	Dimensions in millimeter		
	Min.	Typ.	Max.
A	0.900	1.025	1.150
A1	0.000	0.050	0.100
b	0.300	0.400	0.500
c	0.080	0.115	0.150
D	2.800	2.900	3.000
E	1.200	1.300	1.400
HE	2.250	2.400	2.550
e	1.800	1.900	2.000
L1	0.550REF		
L	0.300		0.500
θ	0°		8°

Ordering Information

Device	Package	Reel Dimension (inch)	Shipping
FMMT491	SOT-23	7	3,000

X-ON Electronics

Largest Supplier of Electrical and Electronic Components

Click to view similar products for [Bipolar Transistors - BJT category](#):

Click to view products by [Pingjingsemi manufacturer](#):

Other Similar products are found below :

[619691C](#) [MCH4017-TL-H](#) [MJ15024/WS](#) [MJ15025/WS](#) [BC546/116](#) [BC556/FSC](#) [BC557/116](#) [BSW67A](#) [HN7G01FU-A\(T5L,F,T](#)
[NJVMJD148T4G](#) [NSVMMBT6520LT1G](#) [NTE187A](#) [NTE195A](#) [NTE2302](#) [NTE2330](#) [NTE2353](#) [NTE316](#) [IMX9T110](#) [NTE63](#) [NTE65](#)
[C4460](#) [SBC846BLT3G](#) [2SA1419T-TD-H](#) [2SA1721-O\(TE85L,F\)](#) [2SA1727TLP](#) [2SA2126-E](#) [2SB1202T-TL-E](#) [2SB1204S-TL-E](#) [2SC5488A-](#)
[TL-H](#) [2SD2150T100R](#) [SP000011176](#) [FMC5AT148](#) [2N2369ADCSM](#) [2SB1202S-TL-E](#) [2SC2412KT146S](#) [2SC4618TLN](#) [2SC5490A-TL-H](#)
[2SD1816S-TL-E](#) [2SD1816T-TL-E](#) [CMXT2207 TR](#) [CPH6501-TL-E](#) [MCH4021-TL-E](#) [BC557B](#) [TTC012\(Q\)](#) [BULD128DT4](#) [JANTX2N3810](#)
[Jantx2N5416](#) [US6T6TR](#) [KSF350](#) [068071B](#)