



PJ78L05PA

3-Terminal Voltage Regulator

Features

- Input voltage: up to 35V
- Output voltage: 5V
- Output current up to 100 mA, internal thermal overload protection and short-circuit current limiting.



1. VOUT 2. GND 3. GND 4. NC
5. NC 6. GND 7. GND 8. VIN

Marking Code : 78L05

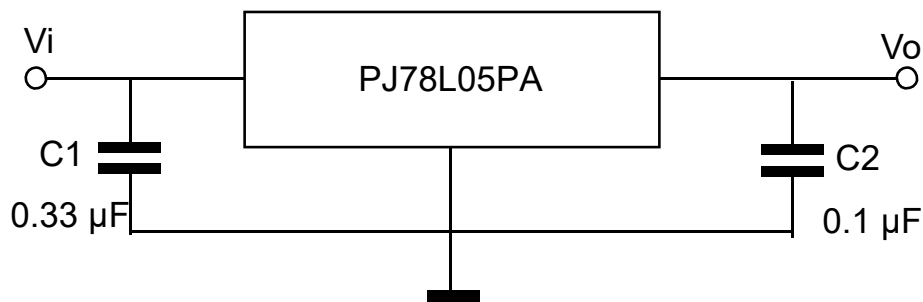
Absolute Maximum Ratings

Ratings at 25°C ambient temperature unless otherwise specified.

Parameter	Symbol	Value	Unit
Input Voltage	V_I	35	V
Output Current	I_O	100	mA
Junction Temperature	T_J	150	°C
Operating Temperature Range	T_{OPR}	-40 to +125	°C
Storage Temperature Range	T_{STG}	-55 to +150	°C

Note: Absolute maximum ratings are those values beyond which the device could be permanently damaged.

Test Circuit



Note: Bypass capacitors are recommended for optimum stability and transient response and should be located as close as possible to the regulators.



PJ78L05PA

3-Terminal Voltage Regulator

Electrical Characteristics

Ratings at $0^{\circ}\text{C} \leq T_J \leq 125^{\circ}\text{C}$, $V_I = 10\text{V}$, $I_O = 40\text{mA}$, $C_I = 0.33\mu\text{F}$, $C_O = 0.1\mu\text{F}$, unless otherwise specified.

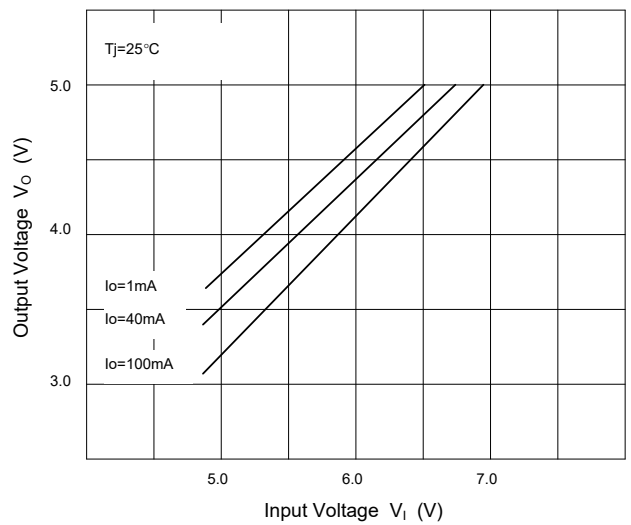
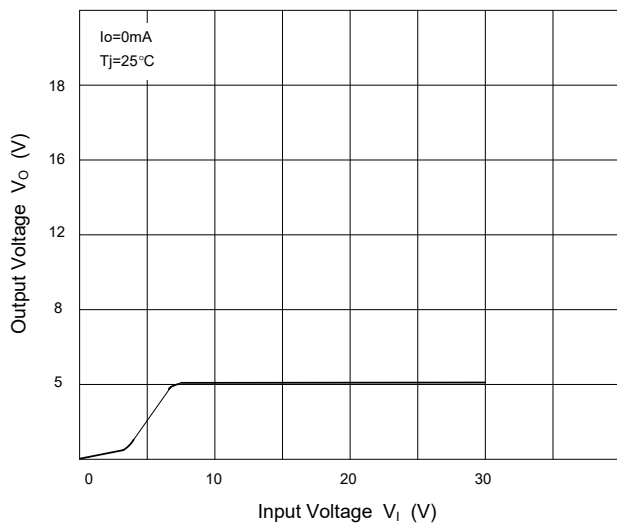
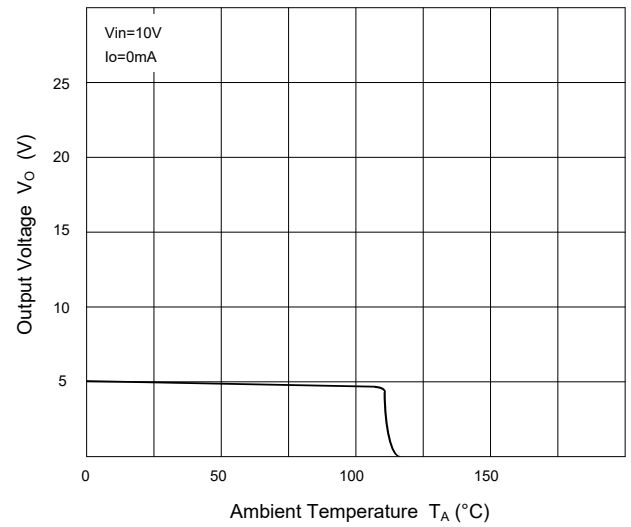
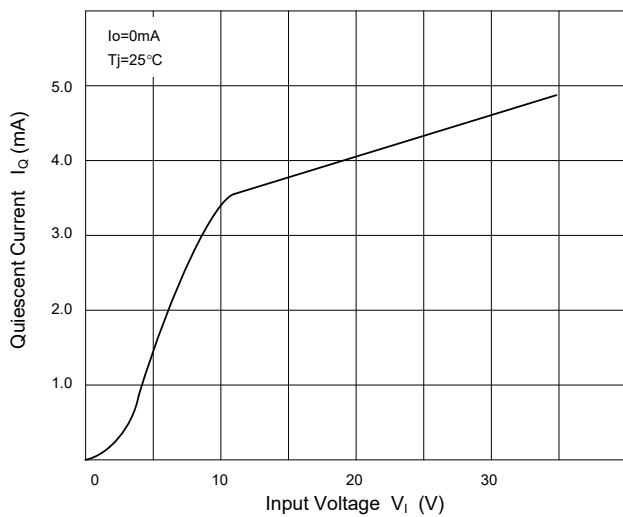
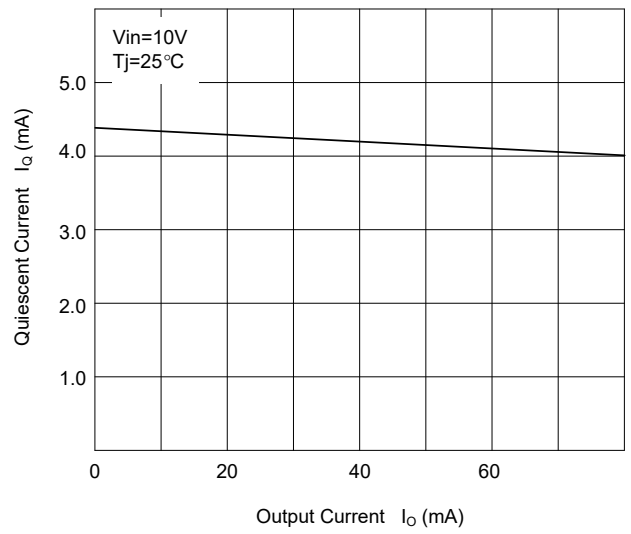
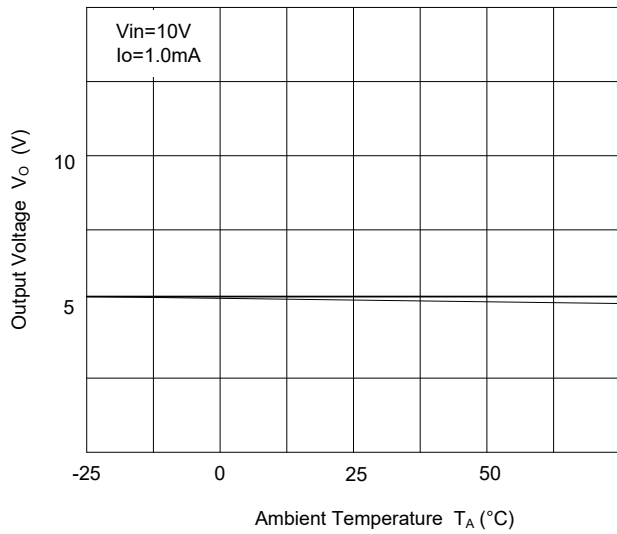
Parameter	Symbol	Test Conditions	Min.	Typ.	Max.	Unit
Output Voltage	V_O	$T_J = 25^{\circ}\text{C}$	4.80	5.0	5.2	V
		$I_O = 1\text{mA to } 40\text{mA}$, $V_I = 7\text{V to } 20\text{V}$	4.75	5.0	5.25	V
		$I_O = 1\text{mA to } 70\text{mA}$, $V_I = 10\text{V}$	4.75	5.0	5.25	V
Line Regulation	ΔV_O	$V_I = 7\text{V to } 20\text{V}$, $T_J = 25^{\circ}\text{C}$	--	--	150	mV
		$V_I = 8\text{V to } 20\text{V}$, $T_J = 25^{\circ}\text{C}$	--	--	100	mV
Load Regulation	ΔV_O	$I_O = 1\text{mA to } 100\text{mA}$, $T_J = 25^{\circ}\text{C}$	--	--	60	mV
		$I_O = 1\text{mA to } 40\text{mA}$, $T_J = 25^{\circ}\text{C}$	--	--	30	mV
Ripple Rejection	RR	$V_I = 8\text{V to } 20\text{V}$, $f = 120\text{Hz}$, $T_J = 25^{\circ}\text{C}$	40	49	--	dB
Dropout Voltage	V_D	$T_J = 25^{\circ}\text{C}$	--	1.7	--	V
Quiescent Current	I_Q		--	3.8	6	mA
Quiescent Current Change	ΔI_Q	$V_I = 8\text{V to } 20\text{V}$	--	--	1.5	mA
		$I_O = 1\text{mA to } 40\text{mA}$	--	--	0.1	mA
Output Noise Voltage	V_N	$10\text{Hz} \leq f \leq 100\text{KHz}$, $T_J = 25^{\circ}\text{C}$	--	42	--	μV

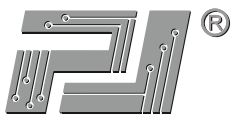


PJ78L05PA

3-Terminal Voltage Regulator

Typical Characteristic Curves





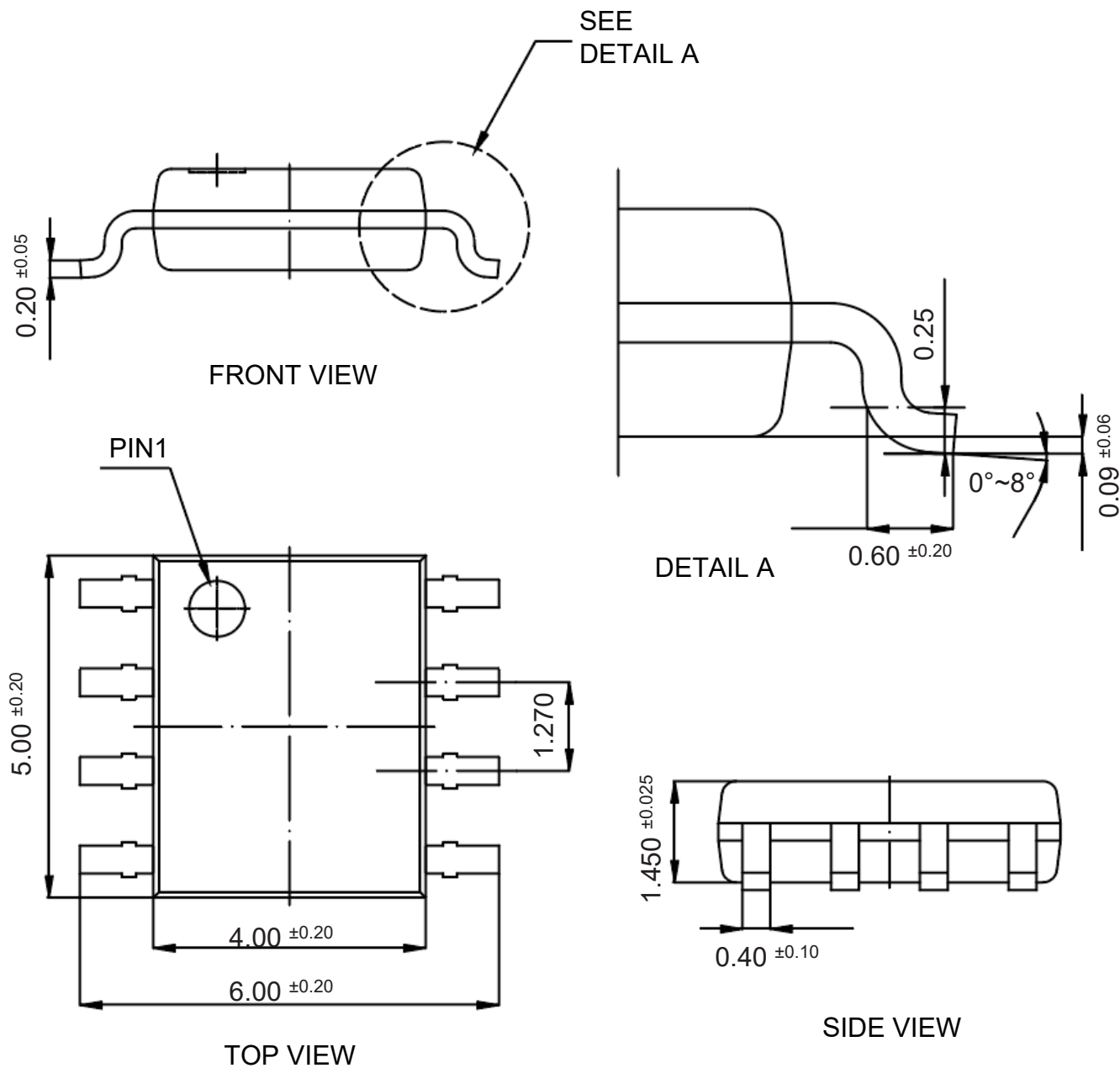
PJ78L05PA

3-Terminal Voltage Regulator

Package Outline

SOP-8

Dimensions in mm



Ordering Information

Device	Package	Shipping
PJ78L05PA	SOP-8	4,000PCS/Reel&13inches

X-ON Electronics

Largest Supplier of Electrical and Electronic Components

Click to view similar products for [Linear Voltage Regulators](#) category:

Click to view products by [Pingjingsemi](#) manufacturer:

Other Similar products are found below :

[LV5684PVD-XH](#) [MCDTSA6-2R](#) [L7815ACV-DG](#) [714954EB](#) [ZMR500QFTA](#) [BA033LBSG2-TR](#) [LV5680P-E](#) [L79M05T-E](#) [L78LR05D-MA-E](#) [NCV317MBTG](#) [NTE7227](#) [MP2018GZD-33-P](#) [MP2018GZD-5-P](#) [LV5680NPVC-XH](#) [LT1054CN8](#) [UA78L09CLP](#) [UA78L09CLPR](#) [CAT6221-PPTD-GT3](#) [MC78M09CDTRK](#) [NCV51190MNTAG](#) [78M05](#) [HT7150-1](#) [UM1540DB-18](#) [XC6234H281VR-G](#) [WL2834CA-6/TR](#) [TPL730F33-5TR](#) [TLS850F1TA](#) [V50](#) [TPS549B22RVFR](#) [UM1540DB-33](#) [WL9200P3-50B](#) [WL9100P3-33B](#) [XC6219B152MR](#) [WL2855K33-3/TR](#) [PJ54BM33SE](#) [PJ9500M25SA](#) [MD7218E33PC1](#) [H7533-2PR](#) [SK7812AU](#) [SD1A30](#) [78L33](#) [TP78L33T3](#) [SK6513ST3A-50](#) [SK6054D4-09](#) [SK6054D4-18](#) [SK6054D4-11](#) [SK6054D4-10](#) [LM79L12F](#) [HLP2985AIM5X-5.0](#) [HLP2992AIM5X-5.0/NOPB](#) [HMIC5205-5.0YM5-TR](#)