



## SURFACE MOUNT SCHOTTKY BARRIER RECTIFIERS

Forward Current-1A

Reverse Voltage-20V to 200V

### FEATURES

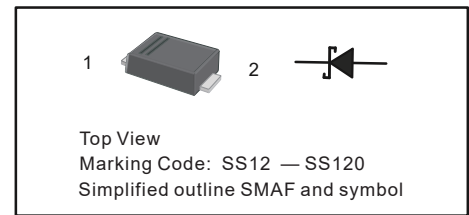
- ◆ For surface mount applications
- ◆ High forward surge current capability
- ◆ Low power loss, high efficiency
- ◆ Metal silicon junction, majority carriers conduction

### MECHANICAL DATA

- ◆ Case: SMAF molded plastic body
- ◆ Terminals: Solderable per MIL-STD-750 , Method 2026
- ◆ Weight: Approximated 0.027 grams

### PINNING

PIN	DESCRIPTION
1	Cathode
2	Anode



### MAXIMUM RATINGS AND ELECTRICAL CHARACTERISTICS

Ratings at 25°C ambient temperature unless otherwise specified.

Single phase half-wave 60 Hz, resistive or inductive load, for capacitive load current derating by 20 %.

PARAMETER	SYMBOL	SS12F -PJ	SS14F -PJ	SS16F -PJ	SS18F -PJ	SS110F -PJ	SS112F -PJ	SS115F -PJ	SS120F -PJ	UNIT
Maximum Repetitive Peak Reverse Voltage	$V_{RRM}$	20	40	60	80	100	120	150	200	V
Maximum RMS Voltage	$V_{RMS}$	14	28	42	56	70	84	105	140	V
Maximum DC Blocking Voltage	$V_{DC}$	20	40	60	80	100	120	150	200	V
Maximum Average Forward Rectified Current at $T_C=125^\circ\text{C}$	$I_{F(AV)}$	1.0								A
Peak Forward Surge Current (Note1)	$I_{FSM}$	30								A
Maximum Forward Voltage at 1.0 A	$V_F$	0.55		0.70		0.85		0.90		V
Maximum DC Reverse Current at Rated DC Blocking Voltage at $T_A=25^\circ\text{C}$ $T_A=100^\circ\text{C}$	$I_R$	0.3 10				0.2 5		0.1 2		mA
Typical Junction Capacitance (Note2)	$C_J$	110			80					pF
Typical Thermal Resistance(Note3)	$R_{\theta JA}$	95								$^\circ\text{C/W}$
Storage Temperature Range	$T_{STG}$	-55 to +150								$^\circ\text{C}$
Operating Junction Temperature Range	$T_J$	-55 to +125								$^\circ\text{C}$

Notes: 1. Measured at 8.3 ms single half sine wave superimposed on rated load (JEDEC Method).

2. Measured at 1MHz and applied reverse voltage of 4 V D.C.

3. P.C.B. mounted with 2.0" X 2.0" (5 X 5 cm) copper pad areas.



## RATINGS AND CHARACTERISTIC CURVES

Fig.1 Forward Current Derating Curve

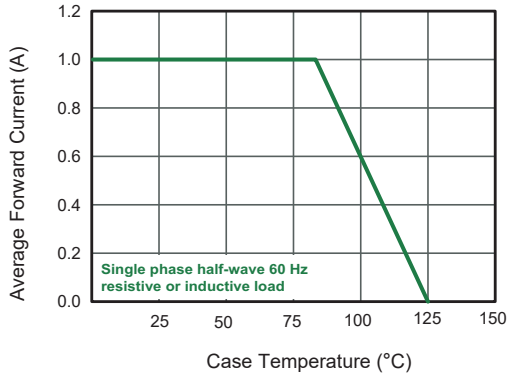


Fig.2 Typical Reverse Characteristics

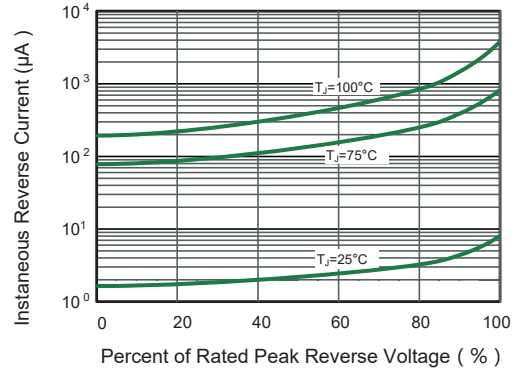


Fig.3 Typical Forward Characteristic

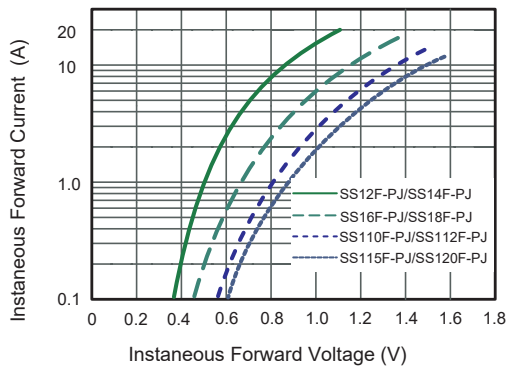


Fig.4 Typical Junction Capacitance

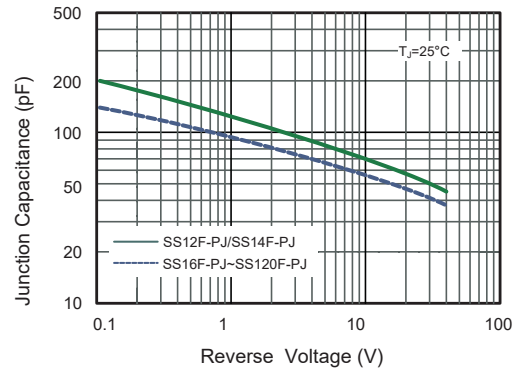


Fig.5 Maximum Non-Repetitive Peak Forward Surge Current

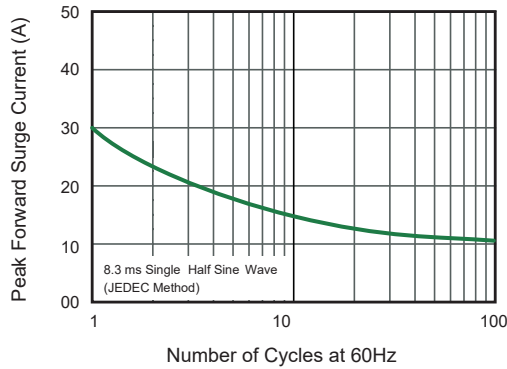
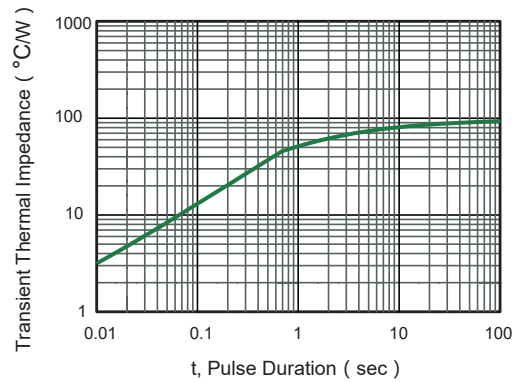


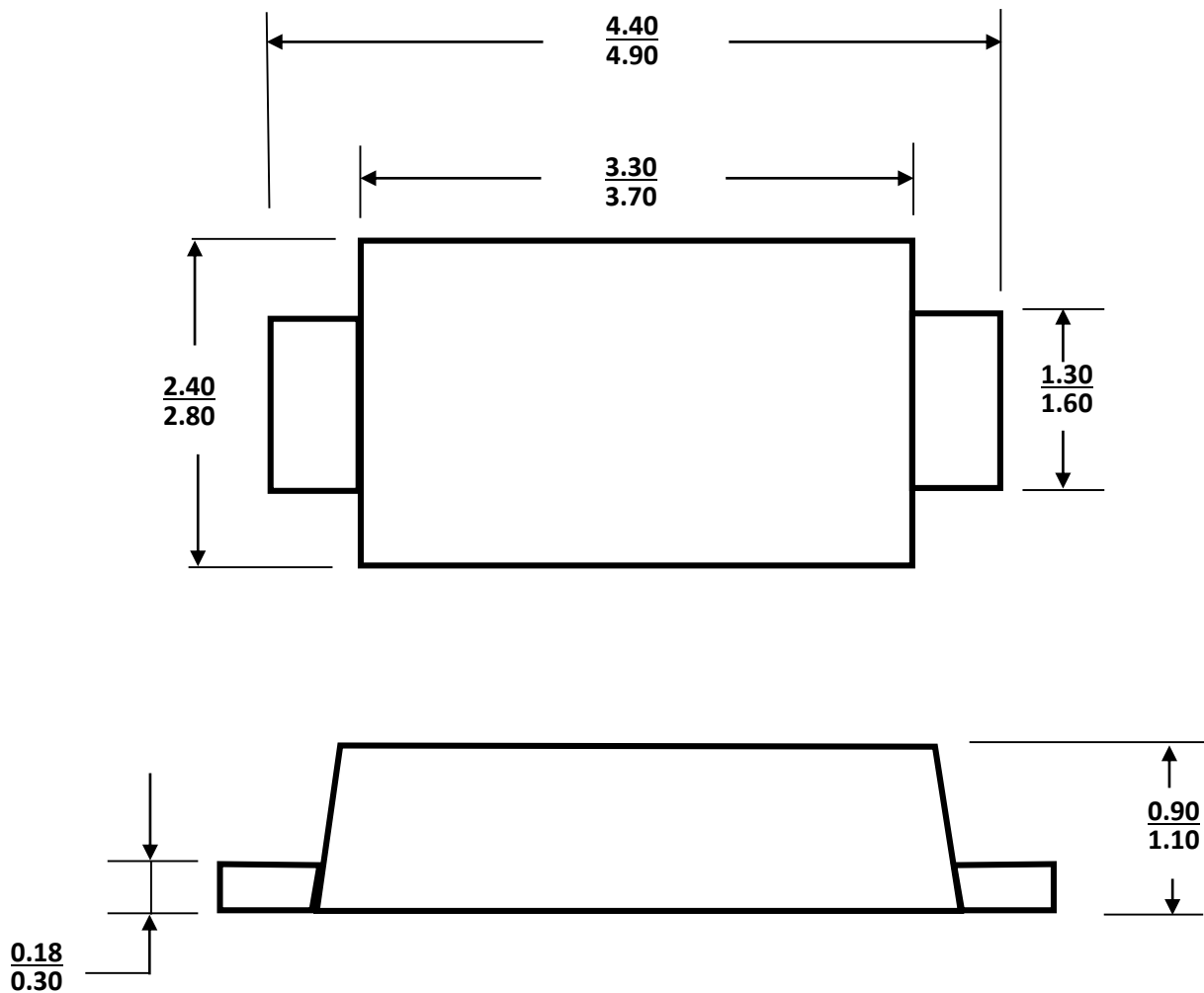
Fig.6 Typical Transient Thermal Impedance





PACKAGE OUTLINE

SMAF



Dimensions in millimeters

ORDERING INFORMATION

Device	Package	Shipping
SS12F-PJ thru SS120F-PJ	SMAF	3,000/Tape & Reel (7 inches)
		10,000/ Tape & Reel (13 inches)

## X-ON Electronics

Largest Supplier of Electrical and Electronic Components

*Click to view similar products for [Schottky Diodes & Rectifiers](#) category:*

*Click to view products by [Pingjingsemi](#) manufacturer:*

Other Similar products are found below :

[CUS06\(TE85L,Q,M\)](#) [MA4E2039](#) [D1FH3-5063](#) [MBR0530L-TP](#) [MBR10100CT-BP](#) [MBR30H100MFST1G](#) [MMBD301M3T5G](#) [PMAD1103-LF](#) [PMAD1108-LF](#) [RB160M-50TR](#) [RB520S-30](#) [RB551V-30](#) [DD350N18K](#) [DZ435N40K](#) [DZ600N16K](#) [BAS16E6433HTMA1](#) [BAS 3010S-02LRH E6327](#) [BAT 54-02LRH E6327](#) [IDL02G65C5XUMA1](#) [NSR05F40QNXT5G](#) [NSVR05F40NXT5G](#) [JANS1N6640](#) [SB07-03C-TB-H](#) [SB1003M3-TL-W](#) [SBAT54CWT1G](#) [SBM30-03-TR-E](#) [SBS818-TL-E](#) [SK32A-LTP](#) [SK33A-TP](#) [SK34A-TP](#) [SK34B-TP](#) [SMD1200PL-TP](#) [ACDBN160-HF](#) [SS3003CH-TL-E](#) [STPS30S45CW](#) [PDS3100Q-7](#) [GA01SHT18](#) [CRS10I30A\(TE85L,QM\)](#) [MBR1240MFST1G](#) [MBRB30H30CT-1G](#) [BAS28E6433HTMA1](#) [BAS 70-02L E6327](#) [HSB123JTR-E](#) [JANTX1N5712-1](#) [VS-STPS40L45CW-N3](#) [DD350N12K](#) [SB007-03C-TB-E](#) [SB10015M-TL-E](#) [SB1003M3-TL-E](#) [SK110-LTP](#)