

## ABF206 THRU ABF210

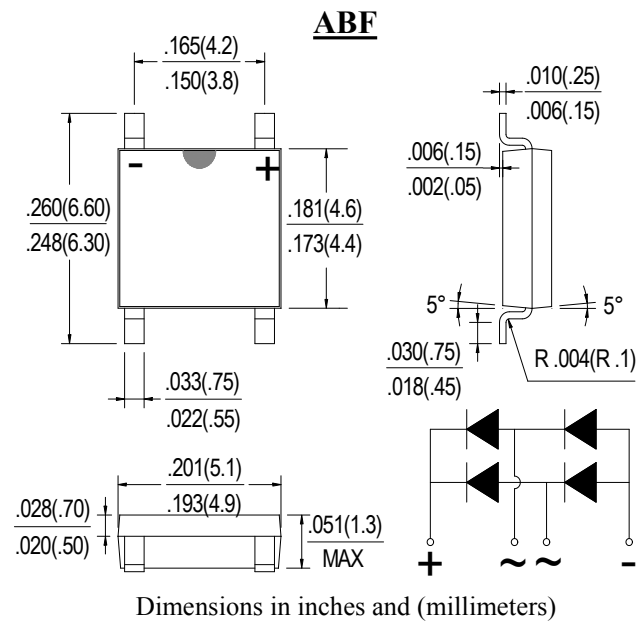
### SINGLE PHASE 2.0AMPS. GLASS PASSIVATED BRIDGE RECTIFIERS

#### FEATURE

- . Glass passivated junction.
- . Ideal for printed circuit board.
- . Reliable low cost construction utilizing molded plastic technique.
- . High surge current capability.
- . High temperature soldering guaranteed: 260°C/10 seconds at terminals.
- . UL Recognized File # E338195.

#### MECHANICAL DATA

- . Case Material: "Green" Molding compound, UL flammability classification rating 94V-0, "Free halogen"
- . Moisture sensitivity level: level 2a, per J-STD-020
- . Polarity: Polarity as marked on the body
- . Weight: 0.10g (approximately)



### MAXIMUM RATINGS AND ELECTRICAL CHARACTERISTICS

Ratings at 25°C ambient temperature unless otherwise specified.  
Single phase, half wave, 60Hz, resistive or inductive load.  
For capacitive load, derate current by 20%

Type Number	SYM BOL	ABF206	ABF208	ABF210	units
Maximum Recurrent Peak Reverse Voltage	$V_{RRM}$	600	800	1000	V
Maximum RMS Voltage	$V_{RMS}$	420	560	700	V
Maximum DC blocking Voltage	$V_{DC}$	600	800	1000	V
Maximum Average Forward rectified Current	$I_{F(AV)}$	2.0			A
Peak Forward Surge Current 8.3ms single half sine-wave superimposed on rate load (JEDEC method)	$I_{FSM}$	50			A
Maximum Instantaneous Forward Voltage @ $I_F = 2.0A$ DC @ $I_F = 0.8A$ DC	$V_F$	1.1 0.95			V
Maximum DC Reverse Current @ $T_J = 25^\circ C$ at rated DC blocking voltage @ $T_J = 125^\circ C$	$I_R$	5.0 100.0			$\mu A$
$I^2t$ Rating for Fusing ( $t < 8.3ms$ )	$I^2t$	12.5			$A^2Sec$
Typical Junction Capacitance Per Leg (Note1)	$C_J$	16			pF
Typical Thermal Resistance (Note2)	$R_{JC}$ $R_{JA}$	25 80			$^\circ C / W$
Storage Temperature	$T_{STG}$	-55 to +150			$^\circ C$
Operating Junction Temperature	$T_J$	-55 to +150			$^\circ C$

#### Note:

1. Measured at 1.0 MHz and applied reverse voltage of 4.0Vdc
2. Thermal resistance junction to case, lead and ambient in accordance with JESD-51.  
Unit mounted on glass-epoxy substrate with 1oz/ft<sup>2</sup> 20x20 mm copper pad per pin with heatsink

**RATING AND CHARACTERISTIC CURVES ( ABF206 THRU ABF210 )**

FIG.1-TYPICAL FORWARD CURRENT DERATING CURVE

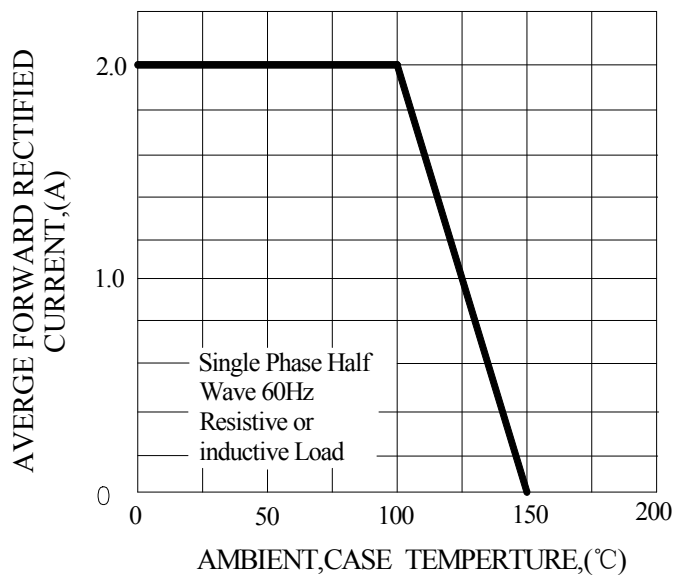


FIG.2-TYPICAL INSTANTANEOUS FORWARD CHARACTERISTICS

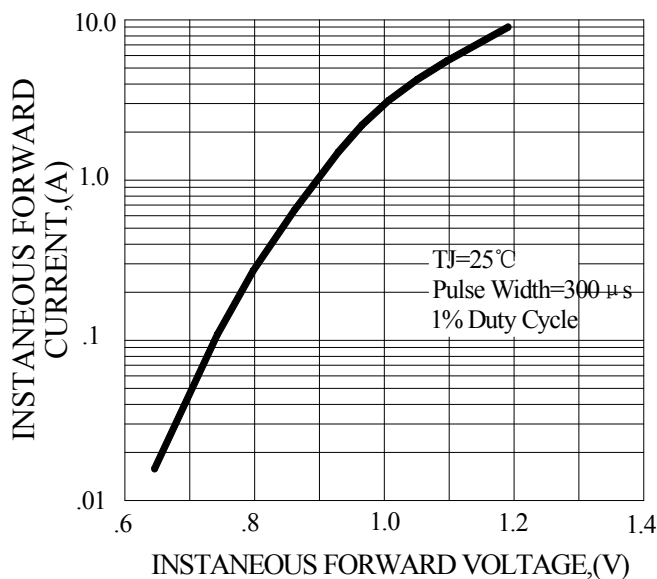


FIG.3-MAXIMUM NON-REPETITIVE FORWARD SURGE CURRENT

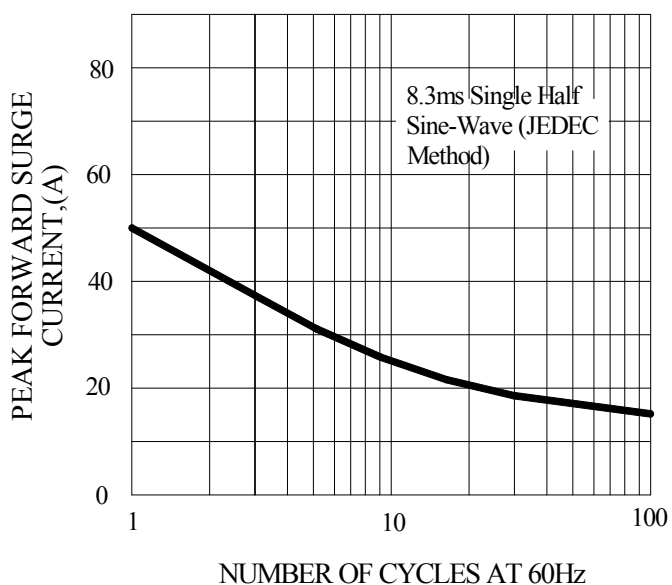
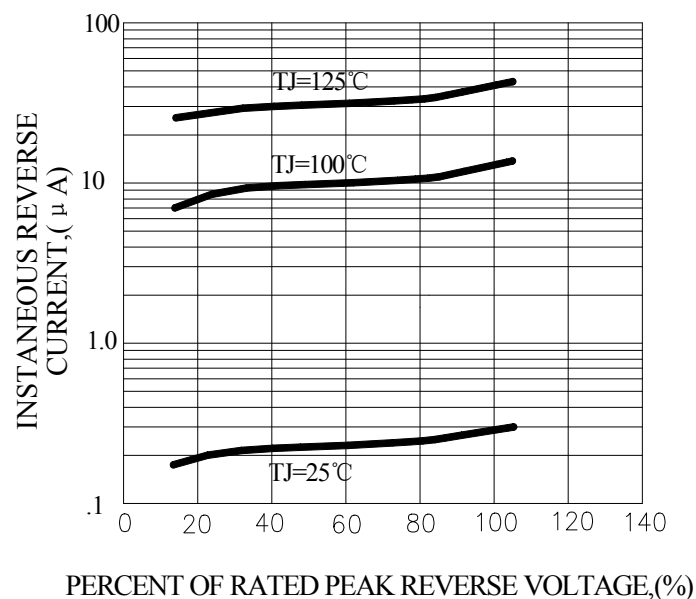
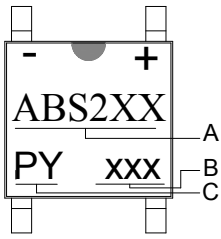


FIG.4-TYPICAL REVERSE CHARACTERISTICS



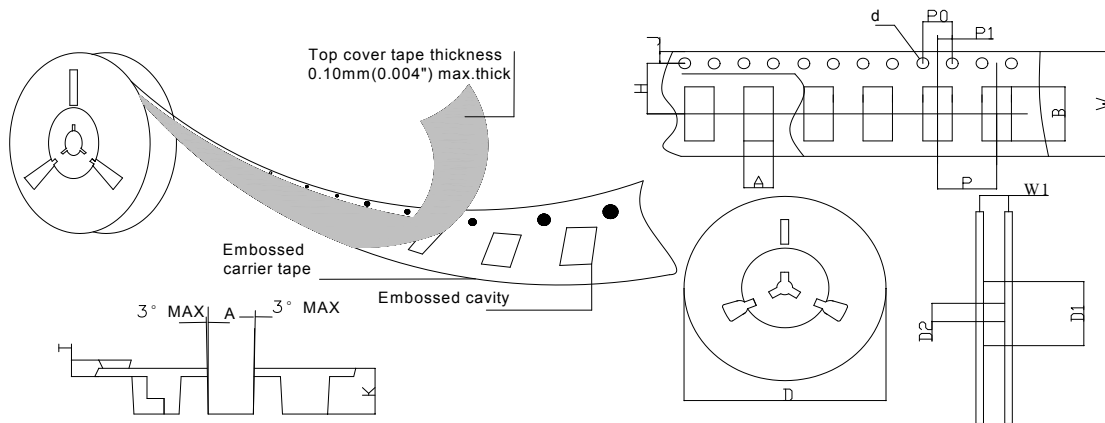
## Marking and packaging illustration

### 1、Marking



SYMBOL	Explanation
<b>A</b>	Product Name
<b>B</b>	Date Code
<b>C</b>	Trademark

### 2、Packaging



SPECIFICATIONS mm(inch)		PACKAGE	
SYMBOL	ITEM	ABF	
Carrier width		A	5.45(0.215)Max
Carrier length	B	7.0(0.276)Max	
Sprocket hole	d	ø1.55(0.061)Typ	
Reel outer diameter	D	330.0(13.0)Typ	
Reel inner diameter	D1	50.0(2.913)Min	
Feed hole diameter	D2	13.0(0.512)Typ	
Sprocket hole position	J	1.75(0.069)Typ	
Punch hole position	H	5.50(0.217)Typ	
Carrier depth	K	1.60(0.063)Typ	
Punch hole pitch	P	8.00(0.315)Typ	
Sprocket hole pitch	P0	4.00(0.157)Typ	
Embossment center	P1	2.00(0.079)Typ	
Overall tape thickness	T	0.30(0.012)Typ	
Tape width	W	12.0(0.472)Typ	
Reel width	W1	12.4(0.488)Min	

## X-ON Electronics

Largest Supplier of Electrical and Electronic Components

*Click to view similar products for [Bridge Rectifiers](#) category:*

*Click to view products by [Pingwei](#) manufacturer:*

Other Similar products are found below :

[G3SBA60-E351](#) [GBJ1504-BP](#) [GBU10B-BP](#) [GBU15J-BP](#) [GBU15K-BP](#) [GBU4A-BP](#) [GBU4D-BP](#) [GBU6B-E3/45](#) [GSIB680-E3/45](#) [DB101-BP](#) [DF10SA-E345](#) [RMB2S](#) [RCG](#) [APT30DF100HJ](#) [APT60DF20HJ](#) [B2S-E3/80](#) [BU1506-E351](#) [BU15085S-E345](#) [BU1508-E3/45](#) [BU1510-E3/45](#) [RS404GL-BP](#) [RS405GL-BP](#) [G3SBA20-E3/51](#) [G5SBA20-E3/51](#) [G5SBA60-E3/51](#) [GBJ1502-BP](#) [GBL02-E351](#) [GBL10-E3/45](#) [GBU10J-BP](#) [GBU4J-BP](#) [GBU4K-BP](#) [GBU8B-E3/45](#) [GBU8D-BP](#) [GBU8J-BP](#) [GSIB1520-E3/45](#) [MB1510](#) [MB352W](#) [MB6M-G](#) [B2M-E345](#) [B40C7000A](#) [B500C7000A](#) [MP5010W-BP](#) [MP501W-BP](#) [MP502-BP](#) [BR1005-BP](#) [BR101-BP](#) [BU1006-E345](#) [BU12065S-E3/45](#) [BU1508-E3/51](#) [BU2006-E3/45](#) [BU2008-E345](#)