

GBP3005 THRU GBP310

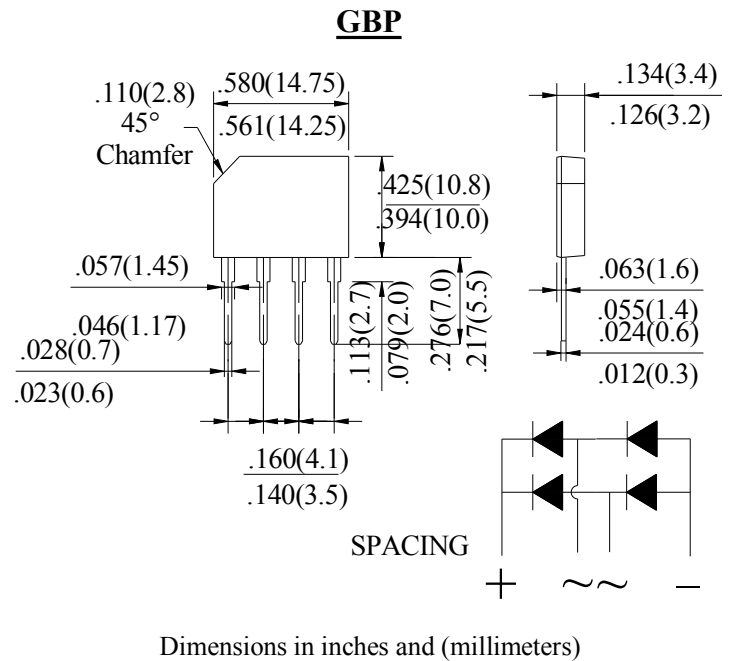
SINGLE PHASE 3.0AMPS.GLASS PASSIVATED BRIDGE RECTIFIERS

FEATURE

- . Ideal for printed circuit board
- . Glass passivated chip junctions
- . High case dielectric strength
- . Low leakage
- . Low forward voltage
- . High surge current capability
- . High temperature soldering guaranteed:
260°C/10seconds/.375", (9.5mm) lead lengths.

MECHANICAL DATA

- . Case: Molded plastic body
- . Epoxy: UL 94V-0 rate flame retardant
- . Terminals: Pure tin plated, Lead free. Leads solderable per MIL-STD-750, Method 2026.
- . Polarity: Symbols molded or marked on body
- . Mounting position: Any



MAXIMUM RATINGS AND ELECTRICAL CHARACTERISTICS

Ratings at 25°C ambient temperature unless otherwise specified.

Single phase, half wave, 60Hz, resistive or inductive load.

For capacitive load, derate current by 20%

Type Number	SYM BOL	GBP 3005	GBP 301	GBP 302	GBP 304	GBP 306	GBP 308	GBP 310	units
Maximum Recurrent Peak Reverse Voltage	V_{RRM}	50	100	200	400	600	800	1000	V
Maximum RMS Voltage	V_{RMS}	35	70	140	280	420	560	700	V
Maximum DC blocking Voltage	V_{DC}	50	100	200	400	600	800	1000	V
Maximum Average Forward rectified Output Current at $T_A=90^\circ\text{C}$	$I_{F(AV)}$	3.0							A
Peak Forward Surge Current 8.3ms single half sine-wave superimposed on rate load (JEDEC method)	I_{FSM}	90							A
Maximum Forward Voltage Drop per element at 3.0ADC	V_F	1.1							V
Maximum DC Reverse Current @ $T_A=25^\circ\text{C}$ at rated DC blocking voltage @ $T_A=125^\circ\text{C}$	I_R	10.0 500.0							μA
I^2t Rating for Fusing ($t < 8.3\text{ms}$)	I^2t	33.5							A^2Sec
Typical Junction Capacitance (Note 1)	C_J	25.0							pF
Typical Thermal Resistance (Note 2)	$R_{(JC)}$	2.3							$^\circ\text{C}/\text{W}$
Storage Temperature	T_{STG}	-55 to +150							$^\circ\text{C}$
Operating Junction Temperature	T_J	-55 to +150							$^\circ\text{C}$

Note:

1. Measured at 1.0 MHz and applied reverse voltage of 4.0Vdc
2. Thermal Resistance from Junction to Case Mounted on P.C.B with $0.47 \times 0.47'' (12 \times 12\text{mm})$ Copper Pads.

RATING AND CHARACTERISTIC CURVES (GBP3005 THRU GBP310)

FIG.1-TYPICAL FORWARD CURRENT DERATING CURVE

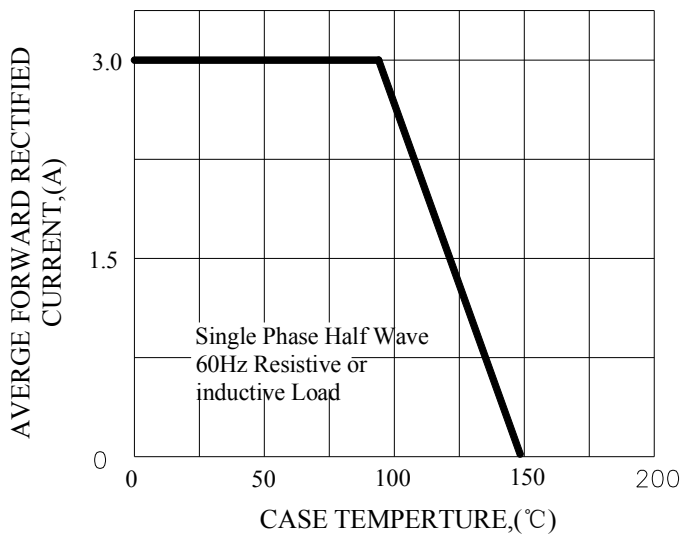


FIG.2-TYPICAL INSTANTANEOUS FORWARD CHARACTERISTICS

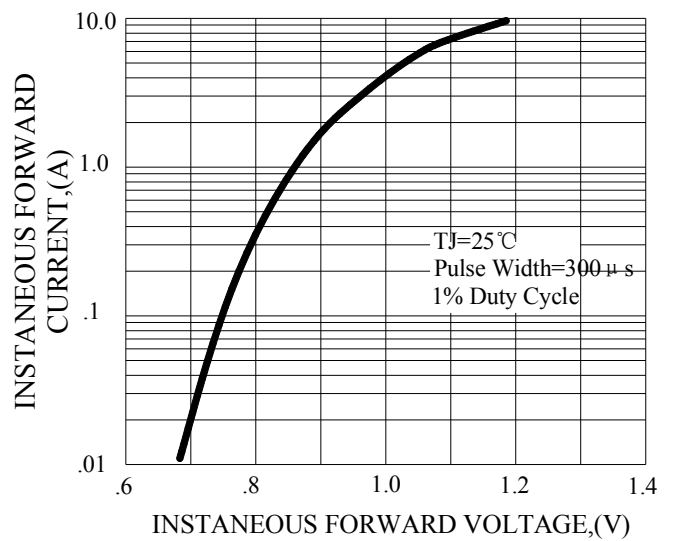


FIG.3-MAXIMUM NON-REPETITIVE FORWARD SURGE CURRENT

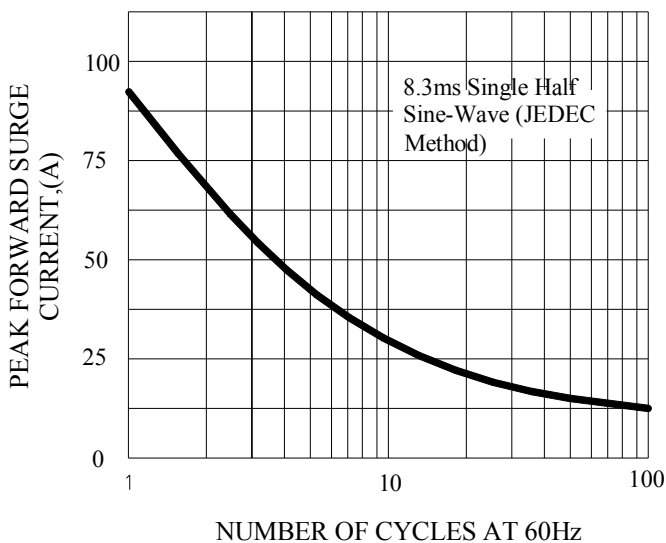
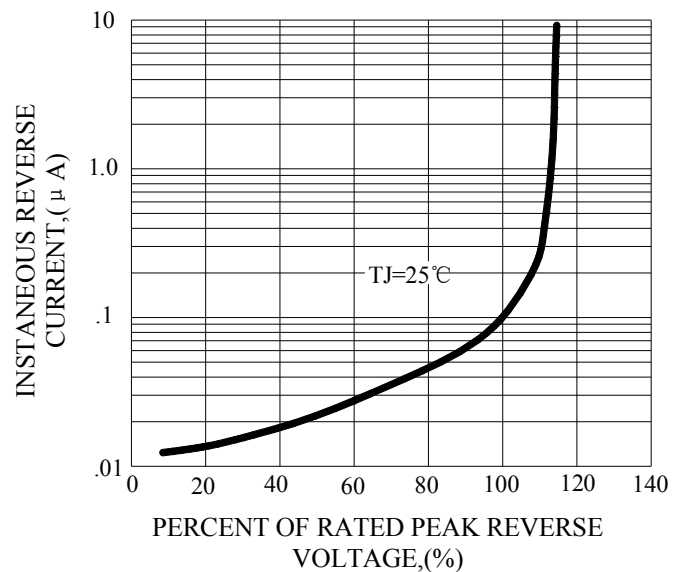


FIG.4-TYPICAL REVERSE CHARACTERISTICS



X-ON Electronics

Largest Supplier of Electrical and Electronic Components

Click to view similar products for [Bridge Rectifiers](#) category:

Click to view products by [Pingwei](#) manufacturer:

Other Similar products are found below :

[G3SBA60-E351](#) [GBJ1504-BP](#) [GBU10B-BP](#) [GBU15J-BP](#) [GBU15K-BP](#) [GBU4A-BP](#) [GBU4D-BP](#) [GBU6B-E3/45](#) [GSIB680-E3/45](#) [DB101-BP](#) [DF10SA-E345](#) [RMB2S](#) [RCG](#) [APT30DF100HJ](#) [APT60DF20HJ](#) [B2S-E3/80](#) [BU1506-E351](#) [BU15085S-E345](#) [BU1508-E3/45](#) [BU1510-E3/45](#) [RS404GL-BP](#) [RS405GL-BP](#) [G3SBA20-E3/51](#) [G5SBA20-E3/51](#) [G5SBA60-E3/51](#) [GBJ1502-BP](#) [GBL02-E351](#) [GBL10-E3/45](#) [GBU10J-BP](#) [GBU4J-BP](#) [GBU4K-BP](#) [GBU8B-E3/45](#) [GBU8D-BP](#) [GBU8J-BP](#) [GSIB1520-E3/45](#) [MB1510](#) [MB352W](#) [MB6M-G](#) [B2M-E345](#) [B40C7000A](#) [B500C7000A](#) [MP5010W-BP](#) [MP501W-BP](#) [MP502-BP](#) [BR1005-BP](#) [BR101-BP](#) [BU1006-E345](#) [BU12065S-E3/45](#) [BU1508-E3/51](#) [BU2006-E3/45](#) [BU2008-E345](#)