



MB2S THRU MB10S

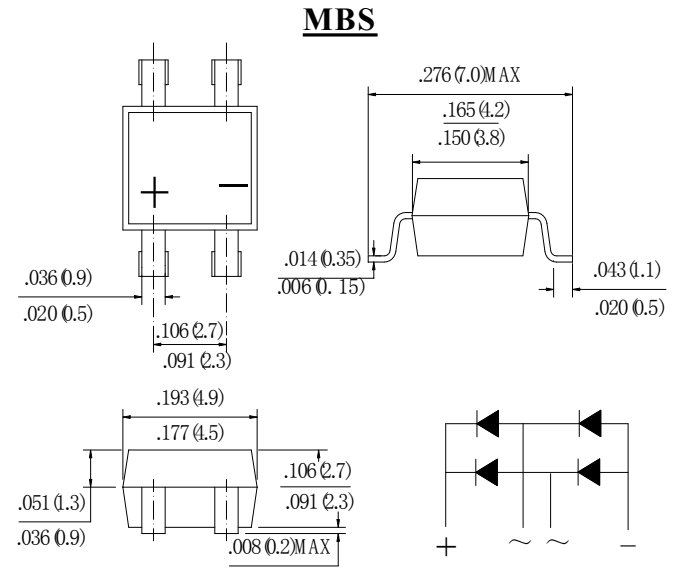
PINGWEI ENTERPRISE SINGLE-PHASE 1.0 AMPS. GLASS PASSIVATED BRIDGE RECTIFIERS

FEATURES

- . High surge current capability
- . Ideal for printed circuit board
- . Good for printed circuit board
- . Glass passivated junctions
- . Reliable low cost construction utilizing molded plastic technique
- . Small size , simple installation
- . High temperature soldering guaranteed:
260°C/10 seconds at terminals.

MECHANICAL DATA

- . Case: Molded plastic
- . Epoxy: UL 94V-0 rate flame retardant
- . Lead: MIL-STD- 202E, Method 208 guaranteed
- . Polarity: Symbols molded or marked on body
- . Mounting position: Any
- . Weight: 0.125grams



Dimensions in inches and (millimeters)

MAXIMUM RATINGS AND ELECTRICAL CHARACTERISTICS

Ratings at 25°C ambient temperature unless otherwise specified.

Single phase, half wave, 60Hz, resistive or inductive load.

For capacitive load, derate current by 20%

Type Number	SYM BOL	MB2S	MB4S	MB6S	MB8S	MB10S	units
Maximum Recurrent Peak Reverse Voltage	V_{RRM}	200	400	600	800	1000	V
Maximum RMS Voltage	V_{RMS}	140	280	420	560	700	V
Maximum DC blocking Voltage	V_{DC}	200	400	600	800	1000	V
Maximum Average Forward rectified Current On glass-apoxy P.C.B On aluminum substrate	$I_{F(AV)}$			0.8 1.0			A
Peak Forward Surge Current 8.3ms single half sine-wave superimposed on rate load (JEDEC method)	I_{FSM}			30			A
Maximum Forward Voltage Drop per element at 0.4A DC	V_F			0.95			V
Maximum DC Reverse Current @ $T_A=25^\circ C$ at rated DC blocking voltage @ $T_A=125^\circ C$	I_R			10.0 200.0			μA
I^2t Rating for Fusing ($t < 8.3ms$)	I^2t			3.74			A^2Sec
Typical Junction Capacitance Per Leg(Note1)	C_J			13			pF
Typical Thermal Resistance Per Leg(Note2)	$R_{(JA)}$			85			$^\circ C/W$
Storage Temperature	T_{STG}			-55 to +150			$^\circ C$
Operating Junction Temperature	T_J			-55 to +150			$^\circ C$

Note:

1. Measured at 1.0 MHz and applied reverse voltage of 4.0Vdc
2. Thermal Resistance from Junction to Ambient mounted on P.C.B with 0.2×0.2" (5×5mm) copper pads

RATING AND CHARACTERISTIC CURVES (MB2S THRU MB10S)

FIG.1-TYPICAL FORWARD CURRENT DERATING CURVE

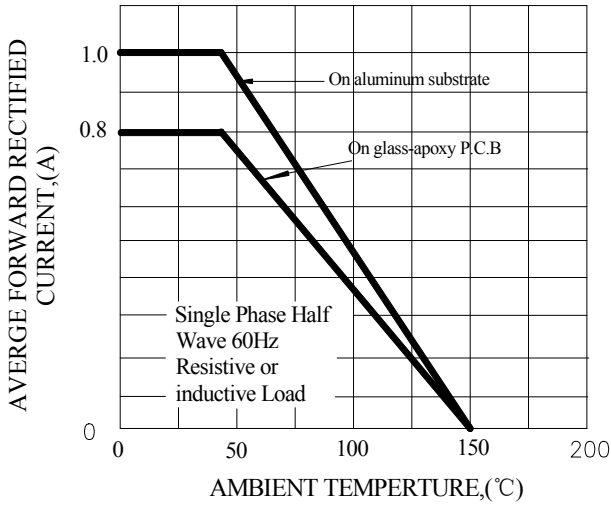


FIG.2-TYPICAL INSTANTANEOUS FORWARD CHARACTERISTICS

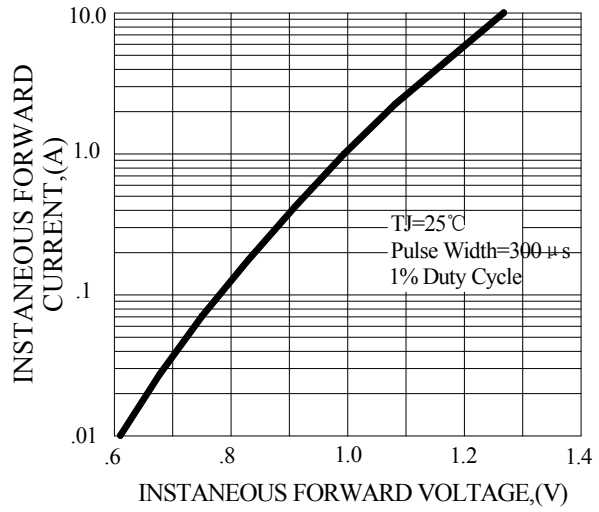


FIG.3-MAXIMUM NON-REPETITIVE FORWARD SURGE CURRENT

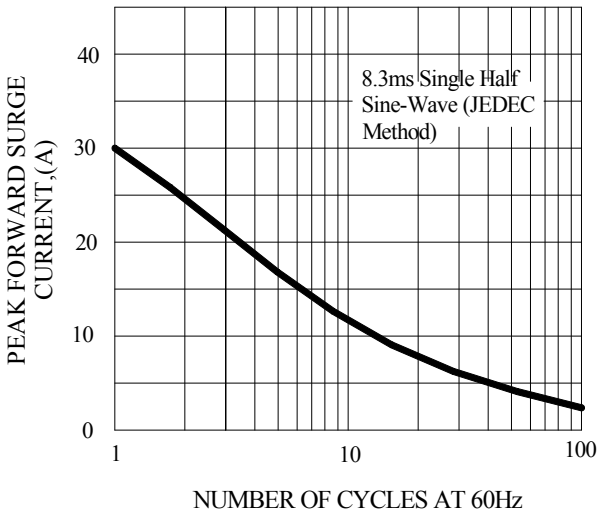
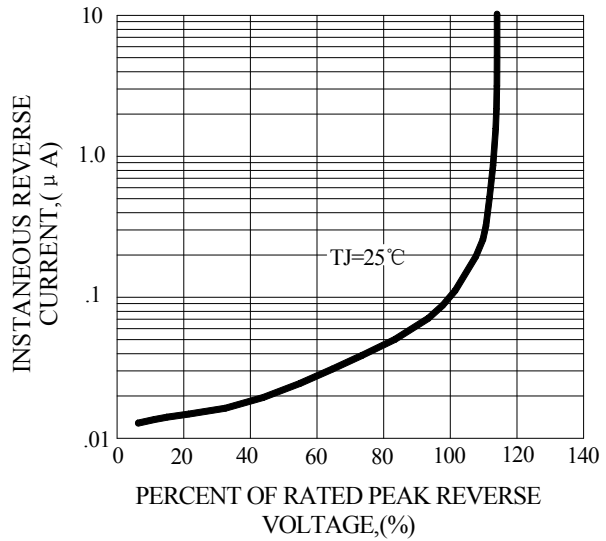


FIG.4-TYPICAL REVERSE CHARACTERISTICS



X-ON Electronics

Largest Supplier of Electrical and Electronic Components

Click to view similar products for [Bridge Rectifiers](#) category:

Click to view products by [Pingwei](#) manufacturer:

Other Similar products are found below :

[G3SBA60-E351](#) [GBJ1504-BP](#) [GBU10B-BP](#) [GBU15J-BP](#) [GBU15K-BP](#) [GBU4A-BP](#) [GBU4D-BP](#) [GBU6B-E3/45](#) [GSIB680-E3/45](#) [DB101-BP](#) [DF10SA-E345](#) [RMB2S](#) [RCG](#) [APT30DF100HJ](#) [APT60DF20HJ](#) [B2S-E3/80](#) [BU1506-E351](#) [BU15085S-E345](#) [BU1508-E3/45](#) [BU1510-E3/45](#) [RS404GL-BP](#) [RS405GL-BP](#) [G3SBA20-E3/51](#) [G5SBA20-E3/51](#) [G5SBA60-E3/51](#) [GBJ1502-BP](#) [GBL02-E351](#) [GBL10-E3/45](#) [GBU10J-BP](#) [GBU4J-BP](#) [GBU4K-BP](#) [GBU8B-E3/45](#) [GBU8D-BP](#) [GBU8J-BP](#) [GSIB1520-E3/45](#) [MB1510](#) [MB352W](#) [MB6M-G](#) [B2M-E345](#) [B40C7000A](#) [B500C7000A](#) [MP5010W-BP](#) [MP501W-BP](#) [MP502-BP](#) [BR1005-BP](#) [BR101-BP](#) [BU1006-E345](#) [BU12065S-E3/45](#) [BU1508-E3/51](#) [BU2006-E3/45](#) [BU2008-E345](#)