

PS1550L

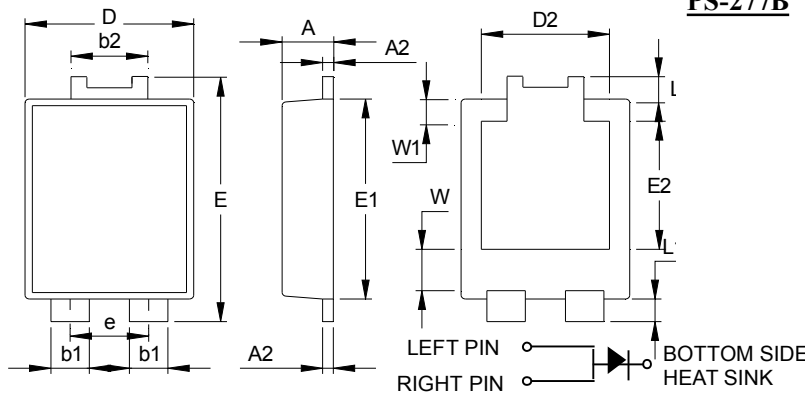
15.0AMPS. SCHOTTKY BARRIER RECTIFIERS

FEATURE

- . For surface mounted application
- . High current capability
- . Low forward voltage drop
- . Low power loss, high efficiency
- . High surge current capability
- . High temperature soldering guaranteed:
260°C/10 seconds at terminals.

MECHANICAL DATA

- . Terminal: Solder plated
- . Case: Molded with UL-94 Class V-0 recognized
Flame Retardant Epoxy



PS-277B

NO	Dimensions	NO	Dimensions
A	1.20±0.1	e	1.84Typ
A2	0.25±0.05	E1	5.3±0.1
b1	0.9±0.1	E2	3.3±0.2
b2	1.8±0.1	L	0.6±0.1
D	3.95±0.1	L1	0.6±0.1
D2	3.00Typ	W	1.3±0.2
E	6.5±0.1	W1	0.8±0.15

All Dimensions in mm

MAXIMUM RATINGS AND ELECTRICAL CHARACTERISTICS

Ratings at 25°C ambient temperature unless otherwise specified.

Single phase, half wave, 60Hz, resistive or inductive load. For capacitive load, derate current by 20%

Type Number	SYM BOL	PS1550L	units	
Maximum Recurrent Peak Reverse Voltage	V_{RRM}	50	V	
Maximum RMS Voltage	V_{RMS}	35	V	
Maximum DC blocking Voltage	V_{DC}	50	V	
Average Forward Rectified Output Current	$I_{F(AV)}$	15.0	A	
Peak Forward Surge Current 8.3ms single half sine-wave superimposed on rated load (JEDEC method)	I_{FSM}	250.0	A	
Maximum Instantaneous Forward Voltage at 2.0A DC	V_F	@ $T_A=25^\circ C$ 0.35	V	
Maximum Instantaneous Forward Voltage at 15.0A DC		@ $T_A=100^\circ C$ 0.28		
Maximum DC Reverse Current at rated DC blocking voltage	I_R	@ $T_A=25^\circ C$ 0.52		mA
		@ $T_A=100^\circ C$ 0.48		
		@ $T_A=125^\circ C$ 10.0		
Typical Junction Capacitance (Note1)	C_J	1000	pF	
Typical Thermal Resistance (Note2)	$R_{(JC)}$	18	°C/W	
Storage Temperature	T_{STG}	-55 to +150	°C	
Operating Junction Temperature	T_J	-55 to +150	°C	

Note:

1. Measured at 1.0 MHz and applied reverse voltage of 4.0Vdc
2. Polyimide PCB, 2oz. Copper. Cathode pad dimensions 18.8mm x 14.4mm. Anode pad dimensions 5.6mm x 14.4mm.

RATING AND CHARACTERISTIC CURVES (PS1550L)

FIG.1-TYPICAL FORWARD CURRENT DERATING CURVE

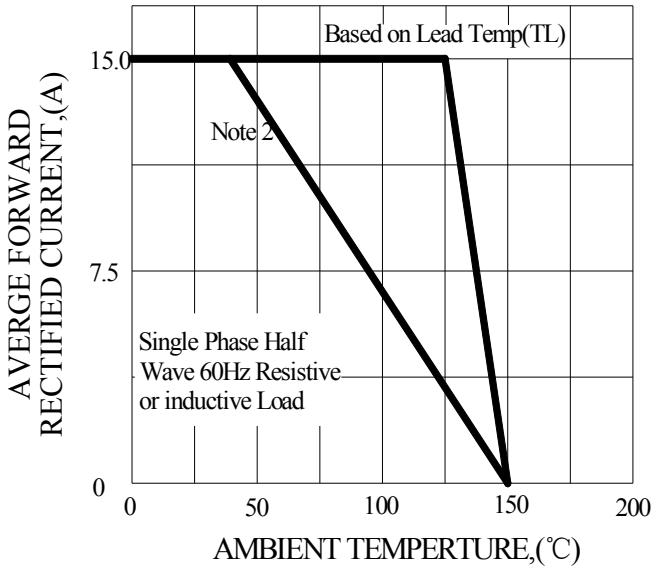


FIG.2-TYPICAL INSTANTANEOUS FORWARD CHARACTERISTICS

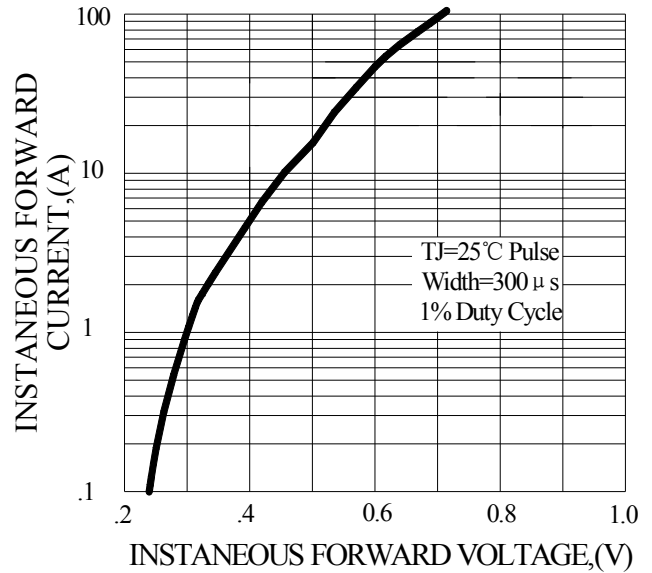


FIG.3-MAXIMUM NON-REPETITIVE FORWARD SURGE CURRENT

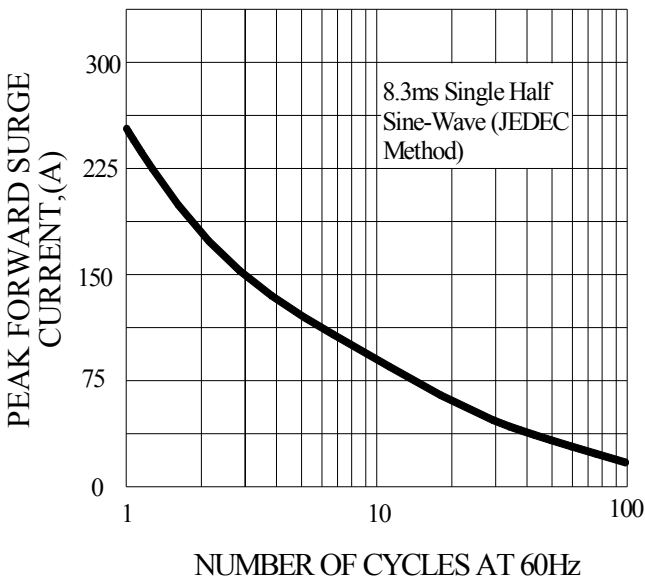
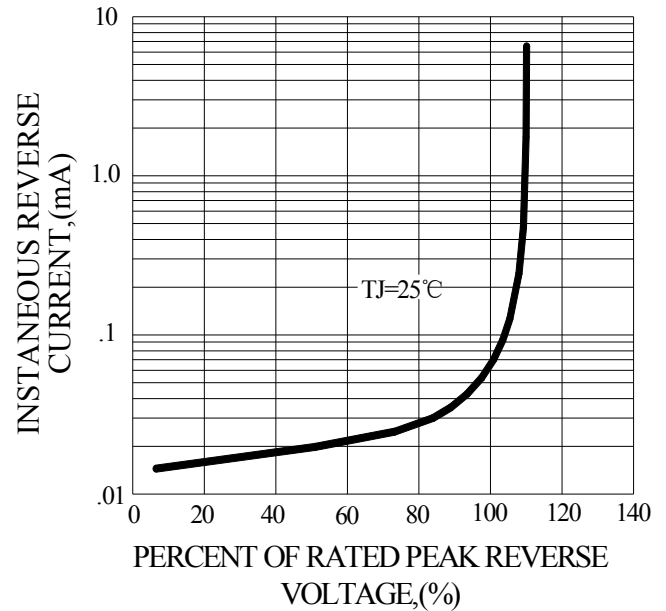


FIG.4-TYPICAL REVERSE CHARACTERISTICS



X-ON Electronics

Largest Supplier of Electrical and Electronic Components

Click to view similar products for [Schottky Diodes & Rectifiers](#) category:

Click to view products by [Pingwei](#) manufacturer:

Other Similar products are found below :

[CUS06\(Te85L,Q,M\)](#) [MA4E2039](#) [D1FH3-5063](#) [MBR0530L-TP](#) [MBR10100CT-BP](#) [MBR30H100MFST1G](#) [MMBD301M3T5G](#) [PMAD1103-LF](#) [PMAD1108-LF](#) [RB160M-50TR](#) [RB520S-30](#) [RB551V-30](#) [DD350N18K](#) [DZ435N40K](#) [DZ600N16K](#) [BAS16E6433HTMA1](#) [BAS 3010S-02LRH E6327](#) [BAT 54-02LRH E6327](#) [IDL02G65C5XUMA1](#) [NSR05F40QNXT5G](#) [NSVR05F40NXT5G](#) [JANS1N6640](#) [SB07-03C-TB-H](#) [SB1003M3-TL-W](#) [SBAT54CWT1G](#) [SBM30-03-TR-E](#) [SBS818-TL-E](#) [SK32A-LTP](#) [SK33A-TP](#) [SK34A-TP](#) [SK34B-TP](#) [SMD1200PL-TP](#) [ACDBN160-HF](#) [SS3003CH-TL-E](#) [STPS30S45CW](#) [PDS3100Q-7](#) [GA01SHT18](#) [CRS10I30A\(Te85L,QM\)](#) [MBR1240MFST1G](#) [MBRB30H30CT-1G](#) [BAS28E6433HTMA1](#) [BAS 70-02L E6327](#) [HSB123JTR-E](#) [JANTX1N5712-1](#) [VS-STPS40L45CW-N3](#) [DD350N12K](#) [SB007-03C-TB-E](#) [SB10015M-TL-E](#) [SB1003M3-TL-E](#) [SK110-LTP](#)