


PS30U80CT&PS30U80FCT


30.0AMPS. SCHOTTKY BARRIER RECTIFIERS

FEATURE

- . High current capability
- . Ultra low forward voltage drop
- . Low power loss, high efficiency
- . High surge capability
- . High temperature soldering guaranteed
260°C /10seconds, 0.25"(6.35mm)from case.



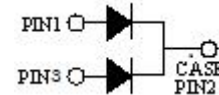
TO-220AB
PS30U80CT



ITO-220AB
PS30U80FCT

MECHANICAL DATA

- . Case: Molded with UL-94 Class V-0 recognized
Flame Retardant Epoxy
- . Mounting position: any



Single phase, half wave, 60Hz, resistive or inductive load.

For capacitive load, derate current by 20%

MAXIMUM RATINGS (T_A=25°C unless otherwise noted)

| Parameter | Symbol | PS30U80CT&PS30U80FCT | Units |
|--|-----------------------------------|----------------------|-------|
| Maximum Recurrent Peak Reverse Voltage | V _{RRM} | 80 | V |
| Maximum RMS Voltage | V _{RMS} | 56 | V |
| Maximum DC blocking Voltage | V _{DC} | 80 | V |
| Maximum Average Forward Rectified Current <i>Per Leg</i> at T _C =100°C <i>Total device</i> | I _{F(AV)} | 15.0 30.0 | A |
| Peak Forward Surge Current 8.3ms single half sine-wave superimposed on rated load (JEDEC method) | I _{FSM} | 175.0 | A |
| Typical Junction Capacitance (Note 1) | C _J | 980 | pF |
| Operation Junction Temperature and Storage Temperature | T _J , T _{STG} | -55 to +150 | °C |
| Maximum Mounting torque, M3 or 6-32 screw | | 1.1N•m (10 lbf•in) | |

ELECTRICAL CHARACTERISTICS-(per leg) (T_A=25°C unless otherwise noted)

| Parameter | Symbol | Test conditions | Typ | Max | Units | |
|-------------------------|----------------|-----------------------|---------------------|------|-------|----|
| Forward voltage drop | V _F | T _J =25°C | I _F =3A | 0.43 | --- | V |
| | | | I _F =5A | 0.46 | --- | |
| | | | I _F =15A | 0.59 | 0.65 | |
| | | T _J =125°C | I _F =3A | 0.33 | --- | |
| | | | I _F =5A | 0.38 | --- | |
| | | | I _F =15A | 0.57 | 0.63 | |
| Reverse leakage current | I _R | T _J =25°C | V _R =80V | --- | 100 | μA |
| | | T _J =125°C | V _R =80V | --- | 15 | mA |

THERMAL CHARACTERISTICS(T_A=25°C unless otherwise noted)

| Parameter | Symbol | PS30U80CT | PS30U80FCT | Units |
|-------------------------------------|-------------------|-----------|------------|-------|
| Typical Thermal Resistance (Note 2) | R _(JC) | 2.0 | 3.0 | °C/W |

Notes:

1. Measured at 1.0 MHz and applied reverse voltage of 4.0Vdc
2. Thermal Resistance from Junction to Case

RATING AND CHARACTERISTIC CURVES

FIG.1-TYPICAL FORWARD CURRENT DERATING CURVE

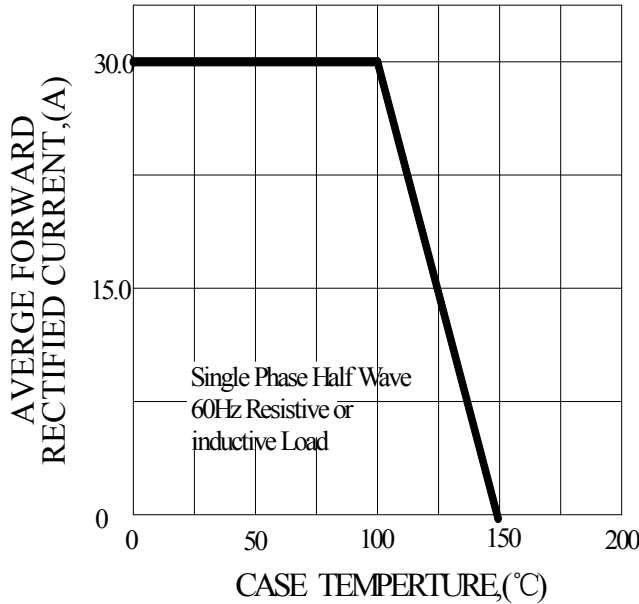


FIG.3-MAXIMUM NON-REPETITIVE FORWARD SURGE CURRENT

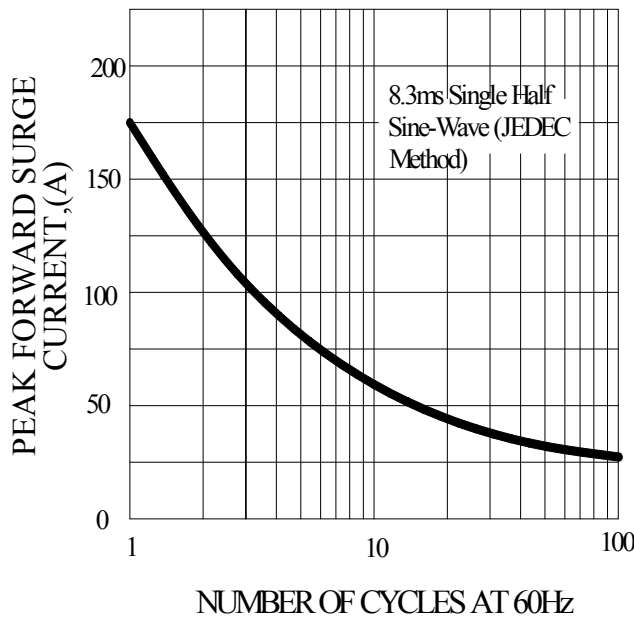


FIG.2-TYPICAL INSTANTANEOUS FORWARD CHARACTERISTICS

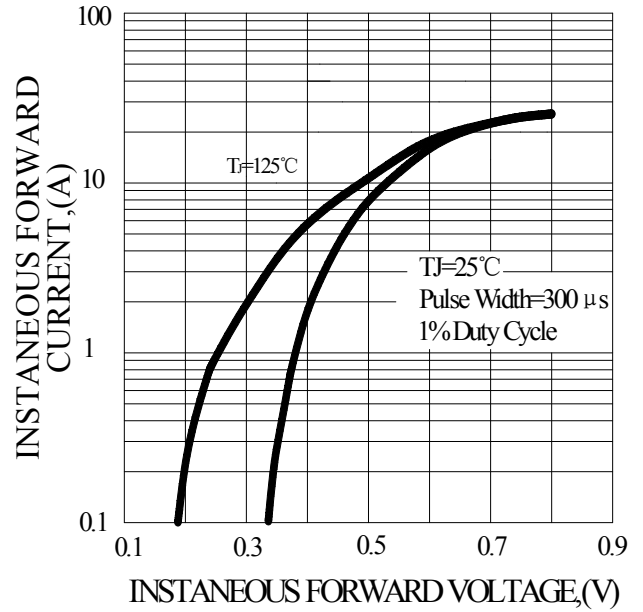
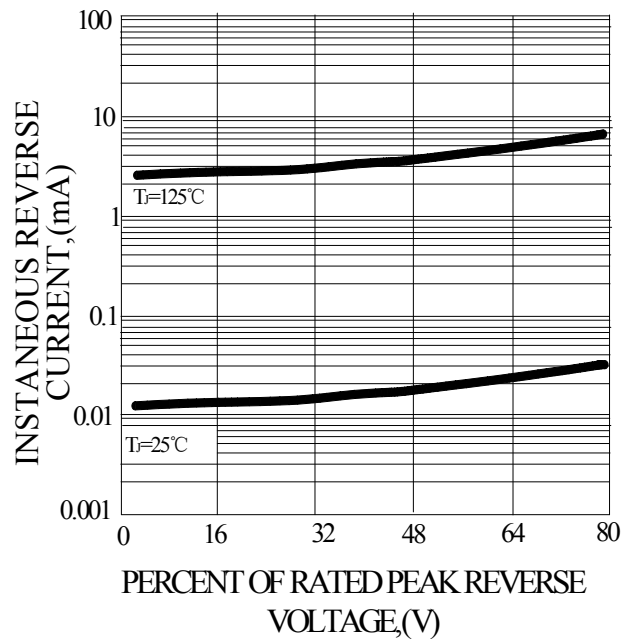
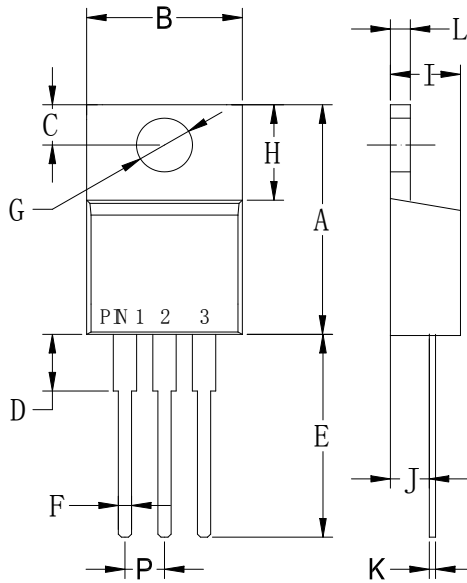


FIG.4-TYPICAL REVERSE CHARACTERISTICS



PACKAGE OUTLINE DIMENSIONS

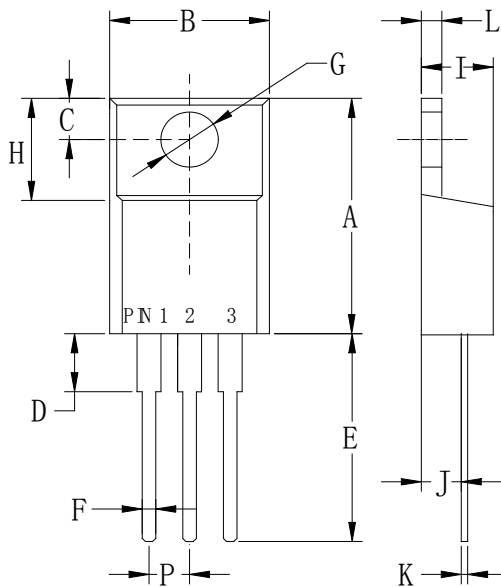
TO-220AB



| TO-220AB | | |
|----------|--------------|--------------|
| Dim | Min | Max |
| A | .573 (14.55) | .603 (15.32) |
| B | — — | .412 (10.5) |
| C | .103 (2.62) | .113 (2.87) |
| D | .140 (3.56) | .160 (4.06) |
| E | .510 (13.0) | .560 (14.3) |
| F | .027 (0.68) | .037 (0.94) |
| G | .148 (3.74) | .154 (3.91) |
| H | .230 (5.84) | .270 (6.86) |
| I | .175 (4.44) | .185 (4.86) |
| J | .100 (2.54) | .110 (2.79) |
| K | .014 (0.35) | .025 (0.64) |
| L | .045 (1.14) | .055 (1.40) |
| P | .095 (2.41) | .105 (2.67) |

Dimensions in inches and (millimeters)

ITO-220AB

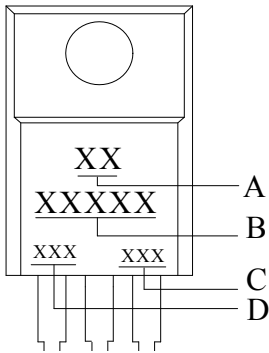


| ITO-220AB | | |
|-----------|-------------|-------------|
| Dim | Min | Max |
| A | .571 (14.5) | .610 (15.5) |
| B | .383 (9.72) | .406 (10.3) |
| C | .110 (2.80) | .126 (3.20) |
| D | .133 (3.38) | .162 (4.10) |
| E | .512 (13.0) | .551 (14.0) |
| F | .028 (0.70) | .035 (0.90) |
| G | .114 (2.90) | .138 (3.50) |
| H | .268 (6.80) | .291 (7.40) |
| I | .162 (4.10) | .185 (4.70) |
| J | .102 (2.60) | .110 (2.80) |
| K | .018 (0.45) | .026 (0.65) |
| L | .097 (2.46) | .113 (2.86) |
| P | .890 (2.25) | .113 (2.85) |

Dimensions in inches and (millimeters)

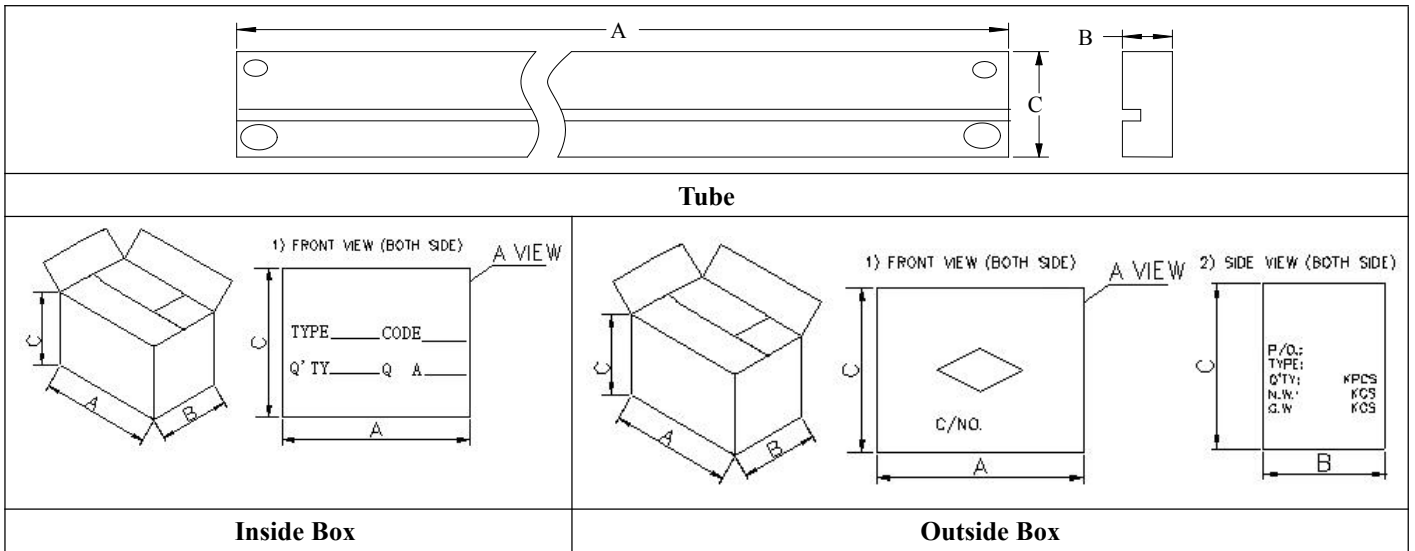
Marking and packaging illustration

1、Marking



| SYMBOL | Explanation |
|----------|---------------------|
| A | Trademark |
| B | Product Name |
| C | Date Code |
| D | Product Information |

2、Packaging



| 类别 | A (mm) | B (mm) | C (mm) |
|------------------------------------|--------|--------|--------|
| T0-220 Tube (50EA per tube) | 530±5 | 7±0.8 | 33±1 |
| T0-220 Inside Box (1K per box) | 542±5 | 82±2 | 78±1 |
| T0-220 outside Box (6K per box) | 555±5 | 285±5 | 245±5 |

X-ON Electronics

Largest Supplier of Electrical and Electronic Components

Click to view similar products for [Schottky Diodes & Rectifiers](#) category:

Click to view products by [Pingwei](#) manufacturer:

Other Similar products are found below :

[CUS06\(TE85L,Q,M\)](#) [MA4E2039](#) [D1FH3-5063](#) [MBR0530L-TP](#) [MBR10100CT-BP](#) [MBR30H100MFST1G](#) [MMBD301M3T5G](#) [PMAD1103-LF](#) [PMAD1108-LF](#) [RB160M-50TR](#) [RB520S-30](#) [RB551V-30](#) [DD350N18K](#) [DZ435N40K](#) [DZ600N16K](#) [BAS16E6433HTMA1](#) [BAS 3010S-02LRH E6327](#) [BAT 54-02LRH E6327](#) [IDL02G65C5XUMA1](#) [NSR05F40QNXT5G](#) [NSVR05F40NXT5G](#) [JANS1N6640](#) [SB07-03C-TB-H](#) [SB1003M3-TL-W](#) [SBAT54CWT1G](#) [SBM30-03-TR-E](#) [SBS818-TL-E](#) [SK32A-LTP](#) [SK33A-TP](#) [SK34A-TP](#) [SK34B-TP](#) [SMD1200PL-TP](#) [ACDBN160-HF](#) [SS3003CH-TL-E](#) [STPS30S45CW](#) [PDS3100Q-7](#) [GA01SHT18](#) [CRS10I30A\(TE85L,QM\)](#) [MBR1240MFST1G](#) [MBRB30H30CT-1G](#) [BAS28E6433HTMA1](#) [BAS 70-02L E6327](#) [HSB123JTR-E](#) [JANTX1N5712-1](#) [VS-STPS40L45CW-N3](#) [DD350N12K](#) [SB007-03C-TB-E](#) [SB10015M-TL-E](#) [SB1003M3-TL-E](#) [SK110-LTP](#)