

S54BF

5.0AMPS. SCHOTTKY BARRIER RECTIFIERS

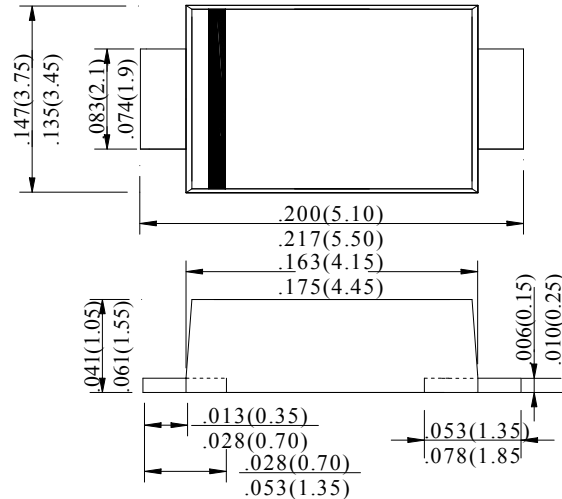
FEATURE

- . For surface mounted application
- . High current capability
- . Low forward voltage drop
- . Low power loss, high efficiency
- . High surge current capability
- . High temperature soldering guaranteed
260°C/10 seconds at terminals.

MECHANICAL DATA

- . Terminal: Solder plated
- . Case: Molded with UL-94 Class V-0 recognized
Flame Retardant Epoxy (free halogen)
- . Polarity: color band denotes cathode
- . Packaging: 12mm tape per EIA STD RS-481

SMBF



MAXIMUM RATINGS AND ELECTRICAL CHARACTERISTICS

Ratings at 25°C ambient temperature unless otherwise specified.

Single phase, half wave, 60Hz, resistive or inductive load.

For capacitive load, derate current by 20%

Type Number	SYM BOL	S54BF	units
Maximum Recurrent Peak Reverse Voltage	V_{RRM}	40	V
Maximum RMS Voltage	V_{RMS}	28	V
Maximum DC blocking Voltage	V_{DC}	40	V
Maximum Average Forward Rectified Current	$I_{F(AV)}$	5.0	A
Peak Forward Surge Current 8.3ms single half sine-wave superimposed on rated load (JEDEC method)	I_{FSM}	120.0	A
Maximum Forward Voltage at 5.0A DC	V_F	0.55	V
Maximum DC Reverse Current @ $T_J=25^\circ\text{C}$ at rated DC blocking voltage @ $T_J=100^\circ\text{C}$	I_R	0.2 10.0	mA
Typical Junction Capacitance (Note1)	C_J	270	pF
Typical Thermal Resistance (Note2)	$R_{(JA)}$	55	°C/W
Storage Temperature	T_{STG}	-55 to +150	°C
Operating Junction Temperature	T_J	-55 to +125	°C

Note:

1. Measured at 1.0 MHz and applied reverse voltage of 4.0Vdc
2. Measured on P.C.Board with 0.2×0.2"(5.0×5.0mm)Copper Pad Areas.

RATING AND CHARACTERISTIC CURVES (S54BF)

FIG.1-TYPICAL FORWARD CURRENT DERATING CURVE

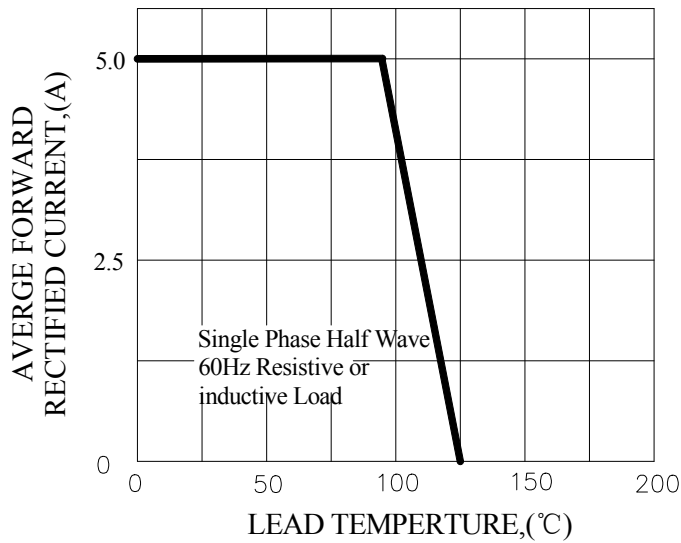


FIG.2-TYPICAL INSTANTANEOUS FORWARD CHARACTERISTICS

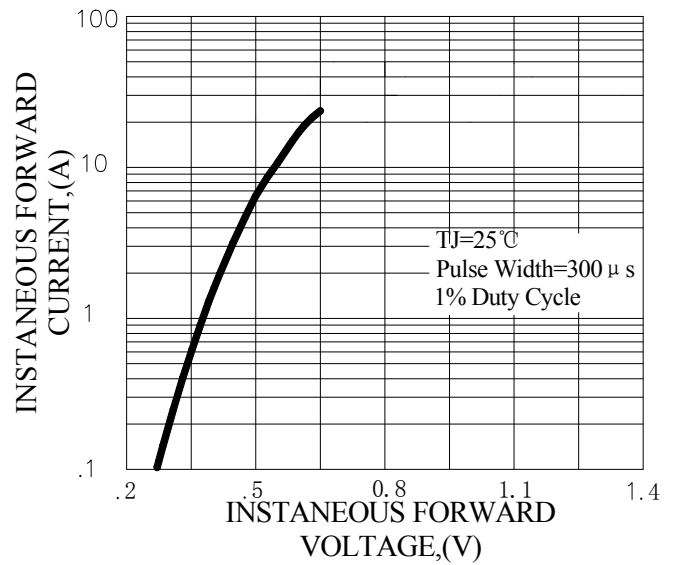


FIG.3-MAXIMUM NON-REPETITIVE FORWARD SURGE CURRENT

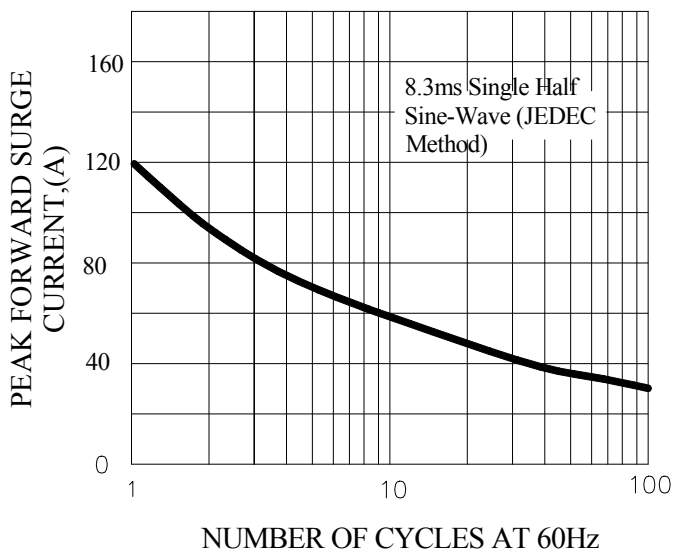
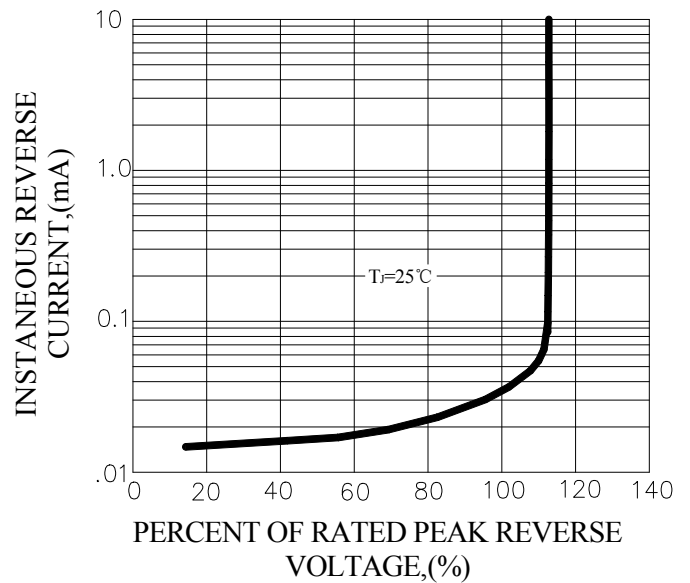
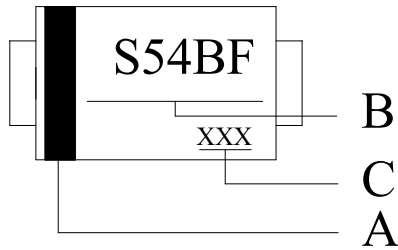


FIG.4-TYPICAL REVERSE CHARACTERISTICS



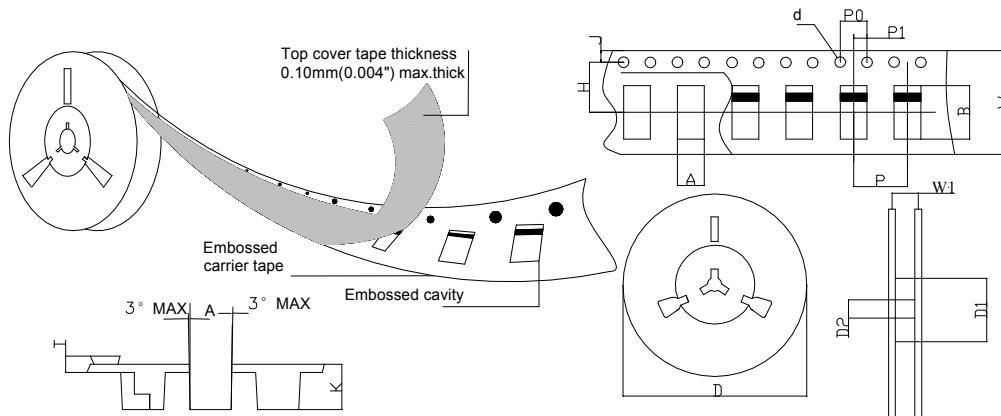
Marking and packaging illustration

1、Marking



SYMBOL	Explanation
A	Color Band Denotes Cathode
B	Product name
C	Date Code

2、Packaging



SPECIFICATIONS mm(inch)		PACKAGE
SYMBOL	ITEM	SMBF
	Carrier width	A
	Carrier length	B
	Sprocket hole	d
	Reel outer diameter	D
	Reel inner diameter	D1
	Feed hole diameter	D2
	Sprocket hole position	J
	Punch hole position	H
	Carrier depth	K
	Punch hole pitch	P
	Sprocket hole pitch	P0
	Embossment center	P1
	Overall tape thickness	T
	Tape width	W
	Reel width	W1

X-ON Electronics

Largest Supplier of Electrical and Electronic Components

Click to view similar products for [pingwei manufacturer](#):

Other Similar products are found below :

[KBJ1008](#) [SB5150L](#) [P6SMBJ68CA](#) [GBU410](#) [DB207S](#) [KBJ1006](#) [SB5P45](#) [KBJ1010](#) [GBL410](#) [GBU408](#) [PS40U60CT](#) [MBR20200CT](#) [D16-](#)
[DSS16](#) [MUR1040CT](#) [MBR30100CT](#) [MBR20200FCT](#) [MBR20100CT](#) [MBR20150FCT](#) [FR107](#) [GBU806](#) [HBRA10100BCT](#) [SB2200](#)
[MUR1620CTR](#) [SB5150](#) [GBU1006](#) [1N5404](#) [6A2](#) [PS10U100S](#) [GS1G](#) [GBJ2010](#) [GBU606](#) [16N65MF](#) [20N65NF](#) [HER303](#) [6A1](#) [1N5395](#)
[SF16](#) [18N50MF](#) [MBR30100FCT](#) [MUR1640FCT](#) [MBR30200FCT](#) [SS510B](#) [GBU406](#) [GBP206](#) [KBJ406](#) [100N10NF](#) [MBR10200FCT](#)
[GBU808](#) [SS3T10A](#) [PS40U100CT](#)