

SB360L

3.0AMPS. SCHOTTKY BARRIER RECTIFIERS

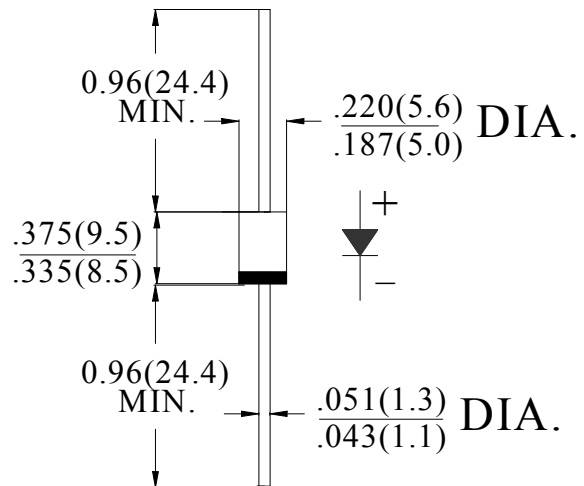
FEATURE

- . High current capability
- . Low forward voltage drop
- . Low power loss, high efficiency
- . High surge capability
- . High temperature soldering guaranteed
260°C /10sec/ 0.375" lead length at 5 lbs tension

MECHANICAL DATA

- . Terminal: Plated axial leads solderable per MIL-STD 202E, method 208C
- . Case: Molded with UL-94 Class V-0 recognized Flame Retardant Epoxy
- . Polarity: color band denotes cathode
- . Mounting position: any

DO-27/DO-201AD



Dimensions in inches and (millimeters)

MAXIMUM RATINGS AND ELECTRICAL CHARACTERISTICS

Ratings at 25°C ambient temperature unless otherwise specified.

Single phase, half wave, 60Hz, resistive or inductive load.

For capacitive load, derate current by 20%

| Type Number | SYM BOL | SB360L | units |
|---|-------------|-------------|-------|
| Maximum Recurrent Peak Reverse Voltage | V_{RRM} | 60 | V |
| Maximum RMS Voltage | V_{RMS} | 42 | V |
| Maximum DC blocking Voltage | V_{DC} | 60 | V |
| Maximum Average Forward Rectified Current .375"(9.5mm) lead length | $I_{F(AV)}$ | 3.0 | A |
| Peak Forward Surge Current 8.3ms single half sine-wave superimposed on rated load (JEDEC method) | I_{FSM} | 80.0 | A |
| Maximum Forward Voltage at 3.0A DC | V_F | 0.6 | V |
| Maximum DC Reverse Current @ $T_J=25^\circ\text{C}$ at rated DC blocking voltage @ $T_J=100^\circ\text{C}$ | I_R | 0.2 10.0 | mA |
| Typical Junction Capacitance (Note 1) | C_J | 230 | pF |
| Typical Thermal Resistance (Note 2) | $R_{(JA)}$ | 45 | °C/W |
| | $R_{(JC)}$ | 12 | |
| Storage Temperature | T_{STG} | -55 to +150 | °C |
| Operation Junction Temperature | T_J | -55 to +150 | °C |

Note:

1. Measured at 1.0 MHz and applied reverse voltage of 4.0Vdc
2. Thermal Resistance from Junction to Ambient at 0.375" (9.5mm) lead length, vertical P.C.Board Mounted.

RATING AND CHARACTERISTIC CURVES (SB360L)

FIG.1-TYPICAL FORWARD CURRENT DERATING CURVE

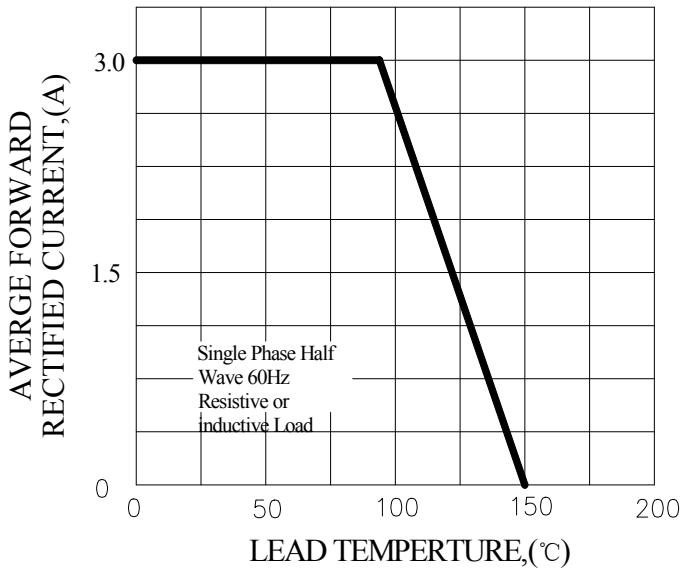


FIG.2-TYPICAL INSTANTANEOUS FORWARD CHARACTERISTICS

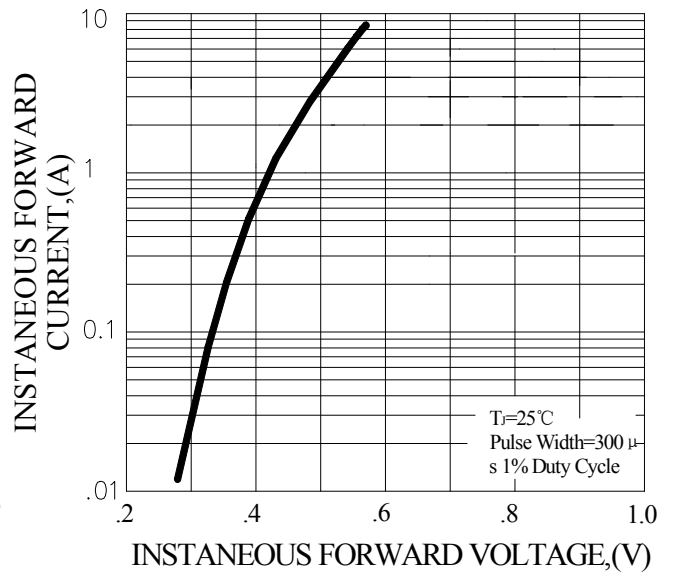


FIG.3-MAXIMUN NON-REPETITIVE FORWARD SURGE CURRENT

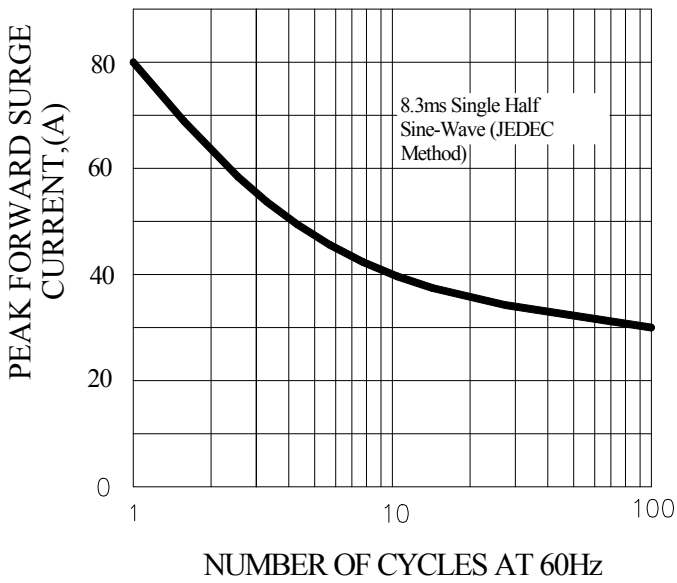
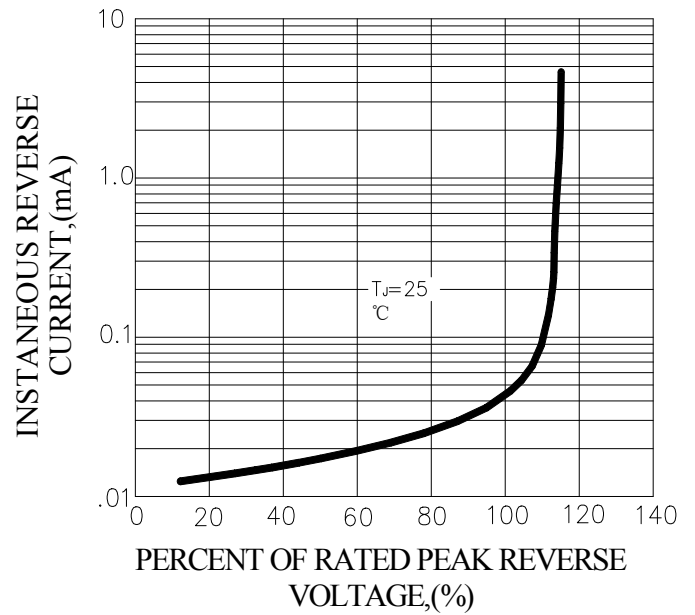


FIG.4-TYPICAL REVERSE CHARACTERISTICS



X-ON Electronics

Largest Supplier of Electrical and Electronic Components

Click to view similar products for [pingwei manufacturer](#):

Other Similar products are found below :

[KBJ1008](#) [SB5150L](#) [P6SMBJ68CA](#) [GBU410](#) [DB207S](#) [KBJ1006](#) [SB5P45](#) [KBJ1010](#) [GBL410](#) [GBU408](#) [PS40U60CT](#) [MBR20200CT](#) [D16-](#)
[DSS16](#) [MUR1040CT](#) [MBR30100CT](#) [MBR20200FCT](#) [MBR20100CT](#) [MBR20150FCT](#) [FR107](#) [GBU806](#) [HBRA10100BCT](#) [SB2200](#)
[MUR1620CTR](#) [SB5150](#) [GBU1006](#) [1N5404](#) [6A2](#) [PS10U100S](#) [GS1G](#) [GBJ2010](#) [GBU606](#) [16N65MF](#) [20N65NF](#) [HER303](#) [6A1](#) [1N5395](#)
[SF16](#) [18N50MF](#) [MBR30100FCT](#) [MUR1640FCT](#) [MBR30200FCT](#) [SS510B](#) [GBU406](#) [GBP206](#) [KBJ406](#) [100N10NF](#) [MBR10200FCT](#)
[GBU808](#) [SS3T10A](#) [PS40U100CT](#)