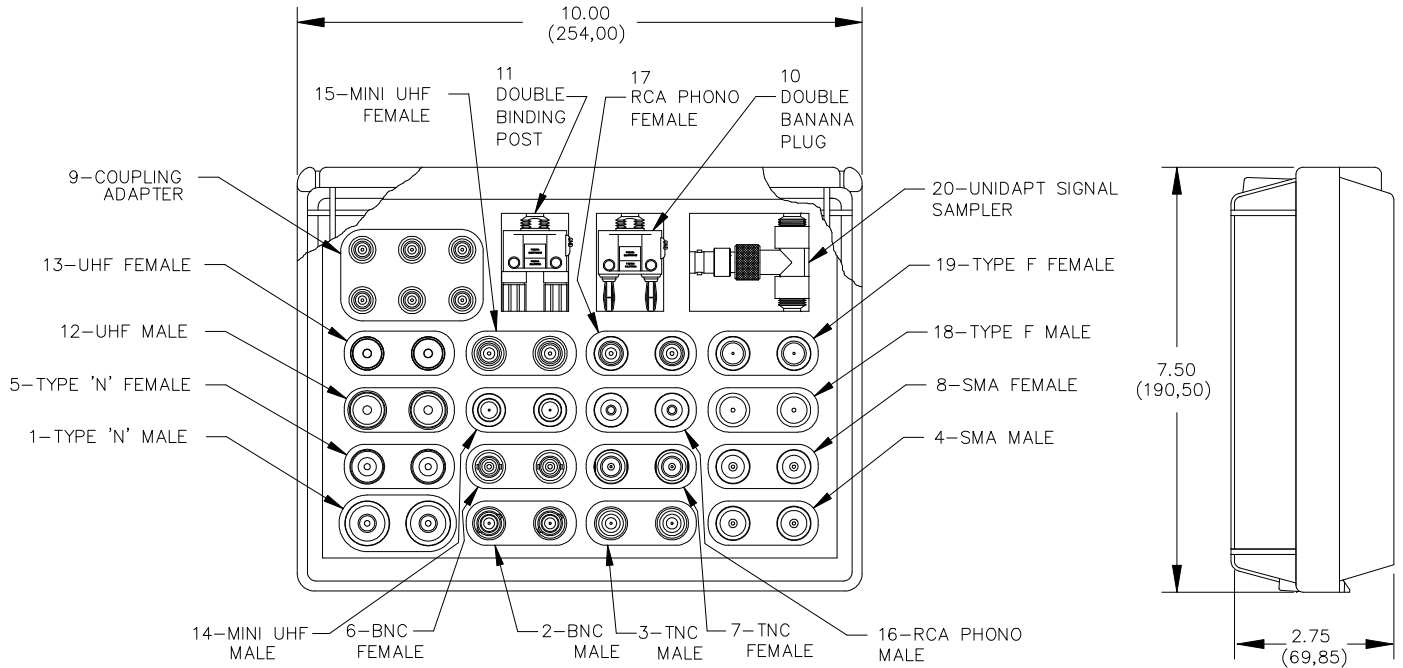


FEATURES:

Kit allows users to make their own adapters combinations, such as SMA to BNC or BNC to double banana plugs. Adapter's ends are joined with coupling nuts. Simply choose your combination. All connectors feature gold plated center contacts and silver plated bodies.



RATINGS:

Operating Temperature:

Items 1 through 9, and 12 through 20:
 -67°F to +302°F (-55°C to +150°C)

Items 10 and 11:
 +122°F (+50°C)

Nominal Impedance:

Items 1 through 9, and 12 through 20: 50 Ohms
 Items 18 and 19: 75 Ohms

VSWR:

Items 1 through 9: 1.2:1 (DC-1GHz)
 Items 12 through 15: 1.2:1 (DC-300 MHz)

Frequency Range:

Items 1 through 9: DC-1GHz
 Items 12 through 15: DC-500 MHz
 Items 16 through 19: DC-300 MHz
 Item 20: 50MHz -3GHz



Order Example: 5748
(Maxi Universal Adapter Kit)

All dimensions are in inches. Tolerances (except noted): .xx = ±.02" (.51 mm), .xxx = ±.005" (.127 mm).
 All specifications are to the latest revisions. Specifications are subject to change without notice.
 Registered trademarks are the property of their respective companies.

Sales: 800-490-2361 Fax: 425-446-5844 Technical Support: technicalsupport@pomonatest.com
 For "Where to Buy" information, visit the Pomona web site at www.pomonaelectronics.com

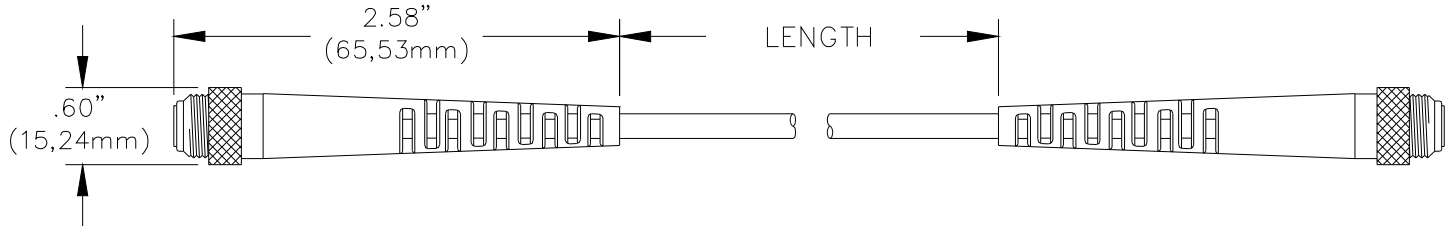
Item	Description	Model	Material
1	“N” male	5734	Center Contact: Gold Plated Brass, Dielectric: Teflon, Shell: Sliver Plated Brass
2	BNC male	5735	Center Contact: Gold Plated Phosphor Bronze, Dielectric: Teflon, Shell: Sliver Plated Brass
3	TNC male	5736	Center Contact: Gold Plated Phosphor Bronze, Dielectric: Teflon, Shell: Sliver Plated Brass
4	SMA male	5737	Center Contact: Gold Plated Phosphor Bronze, Dielectric: Teflon, Shell: Sliver Plated Brass
5	“N” female	5738	Center Contact: Gold Plated Phosphor Bronze, Dielectric: Teflon, Shell: Sliver Plated Brass
6	BNC female	5739	Center Contact: Gold Plated Phosphor Bronze, Dielectric: Teflon, Shell: Sliver Plated Brass
7	TNC female	5740	Center Contact: Gold Plated Phosphor Bronze, Dielectric: Teflon, Shell: Sliver Plated Brass
8	SMA female	5741	Center Contact: Gold Plated Phosphor Bronze, Dielectric: Teflon, Shell: Sliver Plated Brass
9	Coupler	5742	Center Contact: Gold Plated Phosphor Bronze, Dielectric: Teflon, Shell: Sliver Plated Brass
10	Double Banana Plug	5743	Spring: Beryllium copper ASTM B194, alloy 172 cond. Ht. Plug Body: Brass per QQ-B-626, alloy 360, ½ hard. Finish: Nickel plated per QQ-N-290, class2, 200/300 microinches Insulation: ABS. Color: Black Center Contact: Gold plated brass Dielectric: Teflon Shell: Silver plated brass
11	Double Binding Post	5744	Body: Brass per QQ-B-626, alloy 360, ½ hard Finish: Nickel plated per QQ-N-290, class 2, 200/300 microinches Insulation: Polycarbonate. Color: one black, one red Insulation, Body: ABS. Color: Black Center Contact: Gold plated phosphor bronz Dielectric: Teflon Shell: Silver plated brass
12	UHF male	5752	Center Contact: Gold Plated Phosphor Bronze, Dielectric: Teflon, Shell: Sliver Plated Brass
13	UHF female	5756	Center Contact: Gold Plated Phosphor Bronze, Dielectric: Teflon, Shell: Sliver Plated Brass
14	Mini UHF male	5753	Center Contact: Gold Plated Phosphor Bronze, Dielectric: Teflon, Shell: Sliver Plated Brass
15	Mini UHF female	5757	Center Contact: Gold Plated Phosphor Bronze, Dielectric: Teflon, Shell: Sliver Plated Brass
16	RCA male	5754	Center Contact: Gold Plated Phosphor Bronze, Dielectric: Teflon, Shell: Sliver Plated Brass
17	RCA female	5758	Center Contact: Gold Plated Phosphor Bronze, Dielectric: Teflon, Shell: Sliver Plated Brass
18	“F” male	5759	Center Contact: Gold Plated Phosphor Bronze, Dielectric: Teflon, Shell: Sliver Plated Brass
19	“F” female	5755	Center Contact: Gold Plated Phosphor Bronze, Dielectric: Teflon, Shell: Sliver Plated Brass
20	Signal Sampler	5760	Center Contact: Gold Plated Phosphor Bronze, Dielectric: Teflon, Shell: Sliver Plated Brass

All dimensions are in inches. Tolerances (except noted): .xx = ±.02” (.51 mm), .xxx = ±.005” (.127 mm).

All specifications are to the latest revisions. Specifications are subject to change without notice.

Registered trademarks are the property of their respective companies.

Sales: 800-490-2361 Fax: 425-446-5844 Technical Support: technicalsupport@pomonatest.com
 For “Where to Buy” information, visit the Pomona web site at www.pomonaelectronics.com




FEATURES:

- Universal Adapter Cable used with Pomona Universal Adapter Kits, models 5698 and 5748.

MATERIALS:

Coupler Shell (each end): Brass, Nickel Plated
Coupler Conductor: Phosphor Bronze, Gold Plated
Strain Relief Boot: PVC Black
Cable: RG58C/U, O.D.: 0.195"
Frequency: DC – 1.2GHz.
Impedance: 50 Ohms



RATINGS:

Operating Voltage: Hands free usage in controlled voltage environments: 500 Vrms maximum. *For CE compliance:* not intended for hand-held use at voltages above 33 Vrms/70 Vdc.

Operating Temperature: +122°F (+50°C) Max.

ORDERING INFORMATION: Model 5749-Length

Length =: 24" (60,96cm), 36" (91,44cm), 48" (121,92cm), 60" (152.40cm) & 72" (182,88cm)

Order Example: 5749-48 (Cable ONLY, 48")

All dimensions are in inches. Tolerances (except noted): .xx = ±.02" (.51 mm), .xxx = ±.005" (.127 mm).
All specifications are to the latest revisions. Specifications are subject to change without notice.
Registered trademarks are the property of their respective companies.

X-ON Electronics

Largest Supplier of Electrical and Electronic Components

Click to view similar products for [RF Adapters - Between Series](#) category:

Click to view products by [Pomona](#) manufacturer:

Other Similar products are found below :

[5945-9503-000](#) [MCX/F-SMA/M](#) [R192417010](#) [ADBJ20-E1-BJ379](#) [ADM2](#) [ADPL75-A1-PL75](#) [242191](#) [9317505](#) [AD130](#) [ADBJ20-E1-PL74](#)
[ADBJ20-E2-BJ79](#) [ADBJ77-E1-UPL20](#) [ADRMF370](#) [242190](#) [242215](#) [242228](#) [R125680000W](#) [R192430000](#) [UAD95](#) [1057367-1](#) [8311505](#)
[R114704000](#) [R451034500](#) [R451030500](#) [R451543000](#) [HDVDPN](#) [ADBJ20-K1-PL20](#) [R451570000](#) [R192419000](#) [R451034000](#) [J9](#) [J3WE-5](#)
[R451032500](#) [242201RP](#) [17K132-K00S5](#) [03K719-S22S3](#) [AD-RSMAF-RTNC](#) [53K156-K00N5](#) [53K160-KIMN1](#) [29S132-K01N5](#) [53S156-](#)
[K00N5](#) [02S119-S00E3](#) [28K132-K00N5](#) [02S109-K00S3](#) [27-8200TP](#) [242235](#) [ADBJ20-E1-BJ89](#) [ADP-SMAF-MMCXM](#) [000-2900](#) [321-102-](#)
[003 \(SMA-50/2-H155/W1.03 AU\)](#)