

# Pomona<sup>®</sup>

**ELECTRONICS**

**Professionals Trust  
Pomona Performance**

**Test and Measurement • Telecom  
Calibration • RF • Automotive  
Audio/Video/Broadcast**



For over 60 years the name Pomona Electronics has been synonymous with reliability and outstanding value.

We are proud to have built our reputation for the delivery of quality products by using only the finest materials available and designing to match real world applications... where you live—everyday. Pomona Electronics is proud to be there, at your side.

Pomona's quality connectors and test accessories are the one answer you need when a reliable signal is demanded.

**For Distributor Locations:**

**United States and International**

[www.pomonaelectronics.com](http://www.pomonaelectronics.com)

**Europe**

[www.pomona.cc](http://www.pomona.cc)

**Technical Support**

**U.S.**

[technicalsupport@pomonatest.com](mailto:technicalsupport@pomonatest.com)

**Europe**

+31(0) 40 2675 150

**Rest of World**

1-425-446-5500

RoHS

- 4** New Products
- 5** Customized Products
- 6** Coaxial Cable Assemblies and Breakouts
- 16** RF Coaxial Connectors, Adapters and Kits
- 30** Banana Plugs and Jacks
- 41** Patch Cords and Test Leads
- 49** Calibration Kit
- 50** Boxes and Enclosures
- 55** DMM Accessories and Kits
- 67** Grabbers and Test Clips
- 69** SMD/Micro Format Test
- 73** Oscilloscope Probes and Accessories
- 76** Audio/Video/Broadcast
- 78** Automotive
- 79** IC Test Clips and Adapters
- 81** Static Control Products
- 83** Telecom Products
- 87** Index
- 91** Technical Support

For electronics engineers and technicians who need to get an electronic signal reliably from one device to another, Pomona provides a breadth of high-quality, accurate connectors, adapters, and cables. Pomona offers a broad array of precision products to meet the entire spectrum electronics applications.

## Pomona Electronics

### The engineers' choice for cables, connectors, and adapters

Since 1951, Pomona Electronics has been the go-to supplier for bench engineers and technicians, field technicians, and product designers who need reliable cables, connectors, and adapters for everything from the latest electronics to legacy devices. The company's innovative design and high-quality manufacturing provide engineers and technicians with tools that keep pace with constantly changing technologies and comply with both CSA and IEC61010 safety standards.

To meet the rapidly expanding needs of the market, Pomona is continually developing new products. The company has the broadest line of connection and test accessories in the world, for applications ranging from engineering research to test labs, field service, and plant maintenance. Pomona test accessories includes banana plugs and jacks, coaxial cable assemblies, patch cords, oscilloscope probes, DMM test lead kits and accessories, IC test clips, aluminum boxes, RF connectors, XLR connectors, and 75-ohm cable assembly products.

From tiny probes to cutting-edge voice-activated automotive systems to micro grabber test clips to verify sound systems that support the biggest names in music, Pomona Electronics has connectors and cable assemblies for the entire spectrum of electronics application. That's why Pomona is the choice of engineers and technicians for reliable, state-of-the-art products that make their jobs easier.



## New Products


Pomona has introduced new RF cable assemblies that include smaller SMA, SMB, MCX and MMCX connectors, as well as new RF connectors that include BNC, TNC, N Type and UHF. The smaller cable assemblies and connectors are designed for professionals working with applications where bandwidth and low signal loss are critical.

### Expanding the Selection of RF Cable Assemblies and Connectors

New

### 7519A TwistGuard™ DMM Test Lead Set

New



The Pomona 7519A TwistGuard™ DMM Test Lead Set offer adjustable length test tips for use in different measurement environments and increased safety.

Shown on page 62



Also available are newly designed alligator clips that are fully insulated with flexible boots and are rated up to CAT II 1000V, 10A. These new alligator clips adapt to either 4mm sheathed banana plug test leads or most of Pomona's 2mm probe tips for test versatility.

### 5916B Medium Alligator Clip Set for DMM Test Leads

New



Shown on page 64, 68

### 6264B Alligator Clip Adapter for 2mm Probe Tips

New





Shown on page 64



## Customized Products

Pomona responds to a wide range of special or custom requirements by providing accessories tailored to your needs. Whether we simply modify an existing catalog product or create a unique combination of products, we use only the finest materials to deliver top quality products.

Think of the possibilities! You can now define your own custom product or kit made of many combinations of cables, wires, connectors, or probes in this catalog. Can't find the length or color you need? Pomona makes it easy. Want a unique combination of connectors and cables you just can't find anywhere? Just ask Pomona!



Combinations of coaxial connector/ adapter assemblies can include strain-relief sheathing, marking and lengths.

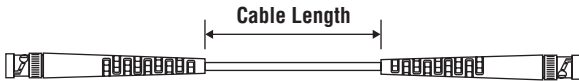
To order your Pomona Product, please select **[Custom Products]** and fill out the request form on our Pomona Electronics website.

## Coaxial Cable Assemblies and Breakouts

Pomona is the professional's choice, whether in the lab, plant or in the field. Using high-quality materials such as beryllium copper, gold and nickel plating ensures the precision you rely on. With a huge selection of cables and breakouts offering almost every connector and clip combination, Pomona provides you the solution for any application.

### How to Order

**Example:** A 48in (1.2m) coaxial cable assembly with matching BNC (m) ends, stress relief boots on RG58 C/U, 50Ω cable.



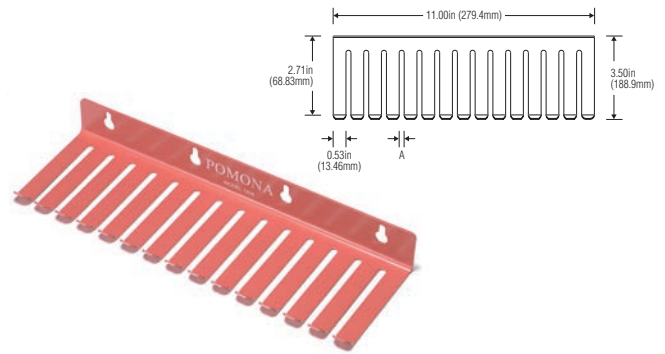
**Typical Pomona Part Number:** 2249-C-48

Cable Type \_\_\_\_\_  
Cable Length in Inches  
(Measured Inside Connectors)

Model#	Length
2249-C-12	12.0in (0.3m)
2249-C-24	24.0in (0.6m)
2249-C-36	36.0in (0.9m)
2249-C-48	48.0in (1.2m)
2249-C-60	60.0in (1.5m)

### Cable Assembly Holders

Model#	Color	"A" Max Cable Dia.	Number of Slots
1508	Orange	0.210in (5.33mm)	14
4408	Black	0.320in (8.13mm)	10
2708	Blue	0.450in (11.43mm)	9



### Technical Specifications for Wire and Cable

Cable Designation	Type	Impedance Ω	Capacitance per 1ft/ 0.304m	Insulation/ Dielectric	AWG	Stranding Strands X AWG	Wire Type	Jacket Material	Cable O.D.	Shield	Temperature (w/o connectors)
A	twisted pair, 2 conductor	NA	27.0 pf	PVC	18	65X36	TC	PVC	0.25in (6.35mm)	NA	-4 to 221°F (-20 to +105°C)
C	Coax, RG58C/U	50	32.2 pf	PE	20	19X33	TC	PVCNC	0.195in (4.95mm)	TCB	-40 to 185°F (-40 to +85°C)
E	Coax, RG59B/U	75	22.0 pf	PE	23	Solid	BCCS	PVCNC	0.242in (6.15mm)	BCB	-40 to 140°F (-40 to +60°C)
J	Microphone, 2 conductor, shielded	90	18 / 32 pf*	PE	22	16X34	TC	PVC	0.231in (5.84mm)	TCB	-40 to 176°F (-40 to +80°C)
K	Coax, RG174/U	50	30.8 pf	PE	26	7X34	BCCS	PVC	0.110in (2.79mm)	TCB	-40 to 167°F (-40 to +75°C)
T	Coax, RG214/U	50	30.8 pf	PE	13	7X22	SPC	PVCNC	0.425in (10.8mm)	SCCB/SCCB	-40 to 176°F (-40 to +80°C)
X	Coax, RG142B/U	50	29.0 pf	TFE	18	Solid	SPCCS	FEP	0.195in (4.05mm)	SPC/SPC	-94 to 392°F (-70 to +200°C)
Y	Coax, RG223/U	50	30.8 pf	PE	19	Solid	SPC	PVCNC	0.212in (5.38mm)	SCB/SCB	-40 to 140°F (-40 to +60°C)
BB	Coax, RG316/U	50	29.0 pf	TFE	26	7X37	SPCCS	FEP	0.096in (2.44mm)	SPC	-94 to 392°F (-70 to +200°C)
SS	Coax, RG58/U, low noise	50	37.0 pf	CPE / PE	22	7X30	TC	PVC	0.195in (4.95mm)	BAF/TCB	-40 to 176°F (-40 to +80°C)
UU	Coax, RG178B/U	50	29.0 pf	PTFE	16	7X.1	SPCCS	FEP	0.071in (1.8mm)	SPC	-67 to 311°F (-55 to +155°C)
V	Coax, RG59/U	75	20.4 pf	PE	23	Solid	BCCS	PVC	0.242in (6.15mm)	BCB	-40 to 176°F (-40 to +80°C)
VV	Coax, RG179B/U	75	19.5 pf	PTFE	12	7X.1	SPCCS	FEP	0.100in (2.54mm)	SPC	-67 to 311°F (-55 to +155°C)
Triaxial	Coax, RG 58A/U, double shielded	50	30.8 pf	PE / PE	20	7X28	TC	PVC	0.240in (6.10mm)	TCB / TCB-40	to 167°F (-40 to +75°C)

\* Capacitance between conductors / Capacitance between conductor and shield

AWG = American Wire Gauge  
BAF = Bonded Aluminum Foil Polyester Tape  
BCB = Bare Copper Braid  
BCCS = Bare Copper Covered Steel  
CPE = Conductive Polyethylene

FEP = Fluorinated Ethylene Propylene  
OD = Outside Diameter  
NA = Not Applicable  
PE = Polyethylene  
PVC = Polyvinyl Chloride

PVCNC = Polyvinyl Chloride Non Contaminating  
SCB = Silver Coated Braid  
SPC = Silver Plated Copper  
SCCB = Silver Coated Copper Braid  
SPCCS = Silver Plated Copper Covered Steel

SSPE = Semi-Solid Polyethylene  
TC = Tinned Copper  
TCB = Tinned Copper Braid  
TFE = Tetrafluoroethylene



# Coaxial Cable Assemblies and Breakouts

## BNC Male Cable with Molded Strain Relief



**Rating:** Maximum voltage for *hands free use*: 500 Vrms\*, +122°F (+50°C) max., ("Y" Cable 176°F (+80°C).)

**BNC:** Body: tarnish resistant nickel-plated brass; Center Contact: gold-plated brass; Dielectric: PTFE.

**Strain Relief:** PVC molded directly to cable and connectors.

See chart on page 6 for additional wire and cable specifications.

Length	50Ω Cable O.D. .195in (4.95mm) RG58C/U	50Ω Cable O.D. .206in (5.23mm) RG223	75Ω Cable O.D. .242in (6.15mm) RG59B/U	50Ω Cable O.D. .100in (2.54mm) RG174/U	50Ω Cable O.D. .195in 4.95mm) RG58C/U
.5ft (0.2m)	2249-C-6	–	2249-E-6	2249-K-6	–
1ft (0.3m)	2249-C-12	2249-Y-12	2249-E-12	2249-K-12	–
2ft (0.6m)	2249-C-24	2249-Y-24	2249-E-24	2249-K-24	–
3ft (0.9m)	2249-C-36	2249-Y-36	2249-E-36	2249-K-36	–
4ft (1.2m)	2249-C-48	2249-Y-48	2249-E-48	2249-K-48	–
5ft (1.5m)	2249-C-60	2249-Y-60	2249-E-60	2249-K-60	5266-C-60
6ft (1.8m)	2249-C-72	2249-Y-72	2249-E-72	2249-K-72	–
8ft (2.4m)	2249-C-96	2249-Y-96	–	2249-K-96	–
10ft (3.0m)	2249-C-120	2249-Y-120	2249-E-120	2249-K-120	–
12ft (3.7m)	2249-C-144	2249-Y-144	2249-E-144	–	–
15ft (4.6m)	2249-C-180	2249-Y-180	2249-E-180	2249-K-180	–
20ft (6.1m)	2249-C-240	2249-Y-240	2249-E-240	2249-K-240	–
25ft (7.6m)	2249-C-300	–	2249-E-300	2249-K-300	–
30ft (9.1m)	2249-C-360	–	2249-E-360	–	–
50ft (15.2m)	2249-C-600	–	2249-E-600	–	–

**Model 2249-C** is Pomona Electronics' most popular cable. The 50Ω RG58C/U cable makes it ideal for most test and measurement applications.

**Model 2249-Y** is a 50Ω RG223/U cable with double shield. Use when additional shielding is required.

**Model 2249-E** RG59B/U is a 75Ω cable, making it the right choice for use with TV, video and LAN applications.

**Model 2249-K** RG174/U offers superior flexibility in a 50Ω cable.

**Model 5266-C** is the same high quality construction as Model 2249-C with a connector on **(one end only)**.

## BNC Male Low-Noise Cable



Model#	Length
4964-SS-12	12in (0.3m)
4964-SS-24	24in (0.6m)
4964-SS-36	36in (0.9m)
4964-SS-48	48in (1.2m)
4964-SS-60	60in (1.5m)
4964-SS-72	72in (1.8m)
4964-SS-120	120in (3.0m)
4964-SS-240	240in (6.1m)

**Model 4964-SS** uses a special low-triboelectric cable which has noise attenuating layers surrounding the center conductor. The cable is ideal for low power, low frequency measurements.

**Recommended Frequency Range:** DC to 10KHz

**BNC:** Body: tarnish resistant nickel-plated brass; Center Contact: gold-plated brass; Dielectric: PTFE.

**Strain Relief:** PVC molded directly to cable and connectors.

See chart on page 6 for additional wire and cable specifications.

## BNC Male True 75Ω High Flex Cable



Model#	Length
6510-V-12-0	12in (0.3m)
6510-V-24-0	24in (0.6m)
6510-V-36-0	36in (0.9m)
6510-V-48-0	48in (1.2m)
6510-V-60-0	60in (1.5m)
6510-V-72-0	72in (1.8m)

**Model 6510-V** uses a true 75Ω connector for superior VSWR and low return loss up to 3 GHz. The highly flexible RG59/U type cable has a gas injected foam polyethylene dielectric with PVC jacket for low loss and superior shield coverage. Highly flexible cable and molded strain relief prevent excessive bending or kinking. An ideal product for HDTV and digital video as well as test and measurement.

**Rating:** Maximum voltage for *hands free use*: 500 Vrms\*.

**BNC:** Body: tarnish resistant nickel-plated brass; Center Contact: gold-plated brass; Dielectric: PTFE.

**Strain Relief:** PVC molded directly to cable and connectors.

See chart on page 6 for additional wire and cable specifications.

## Flexible Color-coded Sleeves for BNC Cables



Model#	Pkg. Qty
6291	20

PVC sleeves which help prevent inadvertent contact with the outer shell of the BNC and allow for color-coding. Available in 10 colors. Fit most BNC male connectors. Perfect for use with any of the Model 2249- type cables.

**Colors:** contains 2 ea. of 10 colors.

## IEC Insulated BNC Male 50Ω Cable



Model#	Length
72926-C-40	40in (100cm)
72926-C-80	80in (200cm)

**Rating:** 500V Cat 1, 150V Cat II, 3A.

**Color:** Black.

\*see rating message at start of section.

**BNC Male 50Ω Cable: Field Servicable Connector**



Model#	Length
BNC-C-18	18in (0.5m)
BNC-C-24	24in (0.6m)
BNC-C-36	36in (0.9m)
BNC-C-48	48in (1.2m)
BNC-C-60	60in (1.5m)
BNC-C-72	72in (1.8m)
BNC-C-96	96in (2.4m)


Clamp nut and silicone gasket seal out moisture. Gold-plated center contact and Teflon® insulation assure premium performance.

**Rating:** Maximum voltage for *hands free use*: 500 Vrms\*.

**BNC:** *Body*: tarnish resistant nickel-plated brass; *Center Contact*: gold-plated brass contact soldered to cable; *Dielectric*: PTFE.

See chart on page 6 for additional wire and cable specifications.

**BNC Male 50Ω Cable**



Model#	Length
5697-6	6in (0.2m)
5697-12	12in (0.3m)
5697-24	24in (0.6m)
5697-36	36in (0.9m)
5697-48	48in (1.2m)
5697-60	60in (1.5m)
5697-72	72in (1.8m)
5697-120	120in (3.0m)
5697-180	180in (4.6m)
5697-240	240in (6.1m)


**Rating:** Maximum voltage for *hands free use*: 500 Vrms\*.

**Cable Type:** 50Ω, RG58 type 0.19in (4.95mm) O.D.

**BNC:** *Body*: tarnish resistant nickel-plated brass; *Center Contact*: gold-plated brass contact crimped to cable; *Dielectric*: PTFE.

See chart on page 6 for additional wire and cable specifications.

**BNC Male Right Angle Connector Cable with Molded Strain Relief**



Model#	Length
4276-C-12	12in (0.3m)
4276-C-24	24in (0.6m)
4276-C-36	36in (0.9m)

**Rating:** Maximum voltage for *hands free use*: 500 Vrms\*.

**BNC:** *Body*: tarnish resistant nickel-plated brass; *Center Contact*: gold-plated brass; *Dielectric*: PTFE.

**Strain Relief:** PVC molded directly to cable and connectors.

See chart on page 6 for additional wire and cable specifications.

**SMA Male 50Ω Cable**



RG 174/U	Length
4846-K-24	24in (0.6m)
4846-K-48	48in (1.2m)
4846-K-60	60in (1.5m)
RG 316/U	
4846-BB-24	24in (0.6m)
4846-BB-48	48in (1.2m)
4846-BB-60	60in (1.5m)
RG 142B/U	
4846-X-24	24in (0.6m)
4846-X-48	48in (1.2m)
4846-X-60	60in (1.5m)
RG 58C/U	
4846-C-12	12in (0.3m)
4846-C-24	24in (0.6m)
4846-C-36	36in (0.9m)
4846-C-48	48in (1.2m)
4846-C-60	60in (1.5m)

4846-C




RG 178B/U	Length
4846-UU-12	12in (0.3m)
4846-UU-24	24in (0.6m)
4846-UU-36	36in (0.9m)
4846-UU-48	48in (1.2m)
4846-UU-60	60in (1.5m)

4846-UU

**SMA:** *Body/Fittings*: passivated stainless steel or gold-plated brass; *Contact*: gold-plated brass; *Dielectric*: PTFE.

See chart on page 6 for additional wire and cable specifications.

**BNC Male to BNC Male Right Angle 50Ω Cable**




Model#	Length
1383-C-24	24in (0.6m)
1383-C-60	60in (1.5m)

**Rating:** Maximum voltage for *hands free use*: 500 Vrms\*.

**BNC:** *Body*: tarnish resistant nickel-plated brass; *Center Contact*: gold-plated brass; *Dielectric*: PTFE.


See chart on page 6 for additional wire and cable specifications.





# Coaxial Cable Assemblies and Breakouts

## BNC Male to SMA Male 50Ω Teflon Insulated Cable



RG 316/U	Length
4935-BB-24	24in (0.6m)
4935-BB-48	48in (1.2m)
4935-BB-60	60in (1.5m)

**Rating:** Maximum voltage for hands free use: 335 Vrms\*.

**SMA:** Body/Fittings: passivated stainless steel; Contact: gold-plated brass; Dielectric: PTFE.

**BNC:** Body: tarnish resistant nickel-plated brass; Center Contact: gold-plated brass; Dielectric: PTFE.

See chart on page 6 for additional wire and cable specifications.

## MMCX Male 50Ω Cable



New

RG 316/U	Length
73063-BB-6	6in (0.15m)
73063-BB-12	12in (0.3m)
73063-BB-24	24in (0.6m)
73063-BB-36	36in (0.9m)

RG 178B/U	Length
73077-UU-12	12in (1.5m)
73077-UU-24	24in (1.8m)
73077-UU-36	36in (2.4m)
73077-UU-48	48in (2.4m)

**Rating:** Maximum voltage for hands free use: 500 V.

**MMCX:** Body/Fittings: gold-plated brass; Contact: gold-plated phosphor bronze; Dielectric: PTFE.

See chart on page 6 for additional wire and cable specifications.

73063-BB

## SMA Male to SMA Female



RG 174/U	Length
4528-K-48	48in (1.2m)

RG 142B/U	Length
4528-X-24	24in (0.6m)
4528-X-48	48in (1.2m)

**SMA:** Body/Fittings: passivated stainless steel; Contact: gold-plated brass; Dielectric: PTFE.

**SMA (F):** gold-plated, beryllium copper center contact; Dielectric: PTFE.

See chart on page 6 for additional wire and cable specifications.

## MCX Male 75Ω Cable



New


RG 179B/U	Length
73075-VV-12	12in (0.3m)
73075-VV-24	24in (0.6m)
73075-VV-36	36in (0.9m)
73075-VV-48	48in (1.2m)

**Rating:** Maximum voltage for hands free use: 750 V.

**MCX:** Body/Fittings: gold-plated brass; Contact: gold-plated phosphor bronze; Dielectric: PTFE.

See chart on page 6 for additional wire and cable specifications.

## SMA Male to Type 'N' Male 50Ω Cable



Model#	Length
5058-X-36	36in (0.9m)
5058-X-48	48in (1.2m)
5058-X-60	60in (1.5m)

**SMA:** Body/Fittings: passivated stainless steel; Contact: gold-plated brass; Dielectric: PTFE.

**Type 'N':** Body: white bronze-plated brass; Center Contact: gold-plated brass; Dielectric: PTFE.

See chart on page 6 for additional wire and cable specifications.

## SMB Jack 75Ω Cable



New

RG 179B/U	Length
73072-VV-12	12in (0.3m)
73072-VV-24	24in (0.6m)
73072-VV-36	36in (0.9m)
73072-VV-48	48in (1.2m)
73072-VV-60	60in (1.5m)

**Rating:** Maximum voltage for hands free use: 750 V.

**SMB:** Body/Fittings: gold-plated brass; Contact: gold-plated brass; Dielectric: PTFE.

See chart on page 6 for additional wire and cable specifications.

## Type 'N' Male 50Ω Cable



Model#	Length
1658-T-18	18in (0.5m)
1658-T-24	24in (0.6m)
1658-T-36	36in (0.9m)
1658-T-48	48in (1.2m)
1658-T-60	60in (1.5m)

**Rating:** Maximum voltage for hands free use: 1,000 Vrms\*.


**Type 'N':** Body: white bronze-plated brass; Center Contact: gold-plated brass; Dielectric: PTFE.

See chart on page 6 for additional wire and cable specifications.

\*see rating message at start of section.

**MCX Male 50Ω Cable**

**New**



73067-BB

RG 316/U	Length
73067-BB-6	6in (0.15m)
73067-BB-12	12in (0.3m)
73067-BB-24	24in (0.6m)
73067-BB-36	36in (0.9m)
RG 178B/U	Length
73075-UU-12	12in (1.2m)
73075-UU-24	24in (1.5m)
73075-UU-36	36in (1.8m)
73075-UU-48	48in (3.0m)

**Rating:** Maximum voltage for *hands free use*: 750 V.

**MCX:** *Body/Fittings:* gold-plated brass; *Contact:* gold-plated phosphor bronze; *Dielectric:* PTFE.

See chart on page 6 for additional wire and cable specifications.

**MMCX Male to MMCX Male Right Angle 50Ω Cable**

**New**



RG 316/U	Length
73064-BB-6	6in (0.15m)
73064-BB-12	12in (0.3m)
73064-BB-24	24in (0.6m)
73064-BB-36	36in (0.9m)


**Rating:** Maximum voltage for *hands free use*: 500 V\*.

**MMCX:** *Body/Fittings:* gold-plated brass; *Contact:* gold-plated phosphor bronze; *Dielectric:* PTFE.

See chart on page 6 for additional wire and cable specifications.

**SMB Jack 50Ω Cable**

**New**



RG 316/U	Length
73072-BB-6	6in (0.15m)
73072-BB-12	12in (0.3m)
73072-BB-24	24in (0.6m)
73072-BB-36	36in (0.9m)
73072-BB-48	48in (1.2m)


**Rating:** Maximum voltage for *hands free use*: 750 V.

**SMB:** *Body/Fittings:* gold-plated brass; *Contact:* gold-plated phosphor bronze; *Dielectric:* PTFE.

See chart on page 6 for additional wire and cable specifications.

**SMA Male to SMA Male Right Angle 50Ω Cable**

**New**



RG 316/U	Length
73069-BB-12	12in (0.3m)
73069-BB-24	24in (0.6m)
73069-BB-36	36in (0.9m)
73069-BB-48	48in (1.2m)
73069-BB-60	60in (1.5m)


**Rating:** Maximum voltage for *hands free use*: 750 V\*.

**SMA:** *Body/Fittings:* gold-plated brass; *Contact:* gold-plated brass; *Dielectric:* PTFE.

See chart on page 6 for additional wire and cable specifications.

**SMB Jack Right Angle 50Ω Cable**

**New**



RG 316/U	Length
73073-BB-6	6in (1.5m)
73073-BB-12	12in (0.3m)
73073-BB-24	24in (0.6m)
73073-BB-36	36in (0.9m)
73073-BB-48	48in (1.2m)


**Rating:** Maximum voltage for *hands free use*: 750 V.

**SMB:** *Body/Fittings:* gold-plated brass; *Contact:* gold-plated phosphor bronze; *Dielectric:* PTFE.

See chart on page 6 for additional wire and cable specifications.

**SMA Male Right Angle to SMA Female Bulkhead 50Ω Cable**

**New**



RG 316/U	Length
73071-BB-12	12in (0.3m)
73071-BB-24	24in (0.6m)
73071-BB-36	36in (0.9m)
73071-BB-48	48in (1.2m)
73071-BB-60	60in (1.5m)

RG 142B/U	Length
73071-X-12	12in (0.3m)
73071-X-24	24in (0.6m)
73071-X-36	36in (0.9m)
73071-X-48	48in (1.2m)
73071-X-60	60in (1.5m)

**Rating:** Maximum voltage for *hands free use*: 750 V.

**SMA:** *Body/Fittings:* gold-plated brass; *Contact:* beryllium copper and brass, gold-plated; *Dielectric:* PTFE.


See chart on page 6 for additional wire and cable specifications.



# Coaxial Cable Assemblies and Breakouts

## MCX Male Right Angle 50Ω

**New**



RG 316/U	Length
73068-BB-6	6in (0.15m)
73068-BB-12	12in (0.3m)
73068-BB-24	24in (0.6m)
73068-BB-36	36in (0.9m)


**Rating:** Maximum voltage for *hands free use*: 750 V\*.

**SMA:** *Body/Fittings:* gold-plated brass; *Contact:* gold-plated phosphor bronze; *Dielectric:* PTFE.

See chart on page 6 for additional wire and cable specifications.

## MMCX Male to SMA Female Bulkhead 50Ω Cable

**New**



RG 316/U	Length
73065-BB-12	12in (0.3m)
73065-BB-24	24in (0.6m)
73065-BB-36	36in (0.9m)
73065-BB-48	48in (1.2m)

RG 178B/U	Length
73078-UU-12	12in (0.3m)
73078-UU-24	24in (0.6m)
73078-UU-36	36in (0.9m)
73078-UU-48	48in (1.2m)

**Rating:** Maximum voltage for *hands free use*: 500 V.

**MMCX:** *Body/Fittings:* gold-plated brass; *Contact:* gold-plated phosphor bronze; *Dielectric:* PTFE.

**SMA:** *Body/Fittings:* gold-plated brass; *Contact:* gold-plated beryllium copper; *Dielectric:* PTFE.

See chart on page 6 for additional wire and cable specifications.

## SMA Male to SMA Female Bulkhead 50Ω Cable

**New**



RG 316/U	Length
73070-BB-12	12in (0.3m)
73070-BB-24	24in (0.6m)
73070-BB-36	36in (0.9m)
73070-BB-48	48in (1.2m)
73070-BB-60	60in (1.5m)

RG 58C/U	Length
73070-C-12	24in (0.6m)
73070-C-24	24in (0.6m)
73070-C-36	36in (0.9m)
73070-C-48	48in (1.2m)
73070-C-60	60in (1.5m)

**Rating:** Maximum voltage for *hands free use*: 750 V.

**SMA:** *Body/Fittings:* gold-plated brass; *Contact:* beryllium copper and brass, gold-plated; *Dielectric:* PTFE

See chart on page 6 for additional wire and cable specifications.

## SMA Male Quick-Connect 50Ω Cable

**New**



RG 316/U	Length
73083-BB-12	12in (0.3m)
73083-BB-24	24in (0.6m)
73083-BB-36	36in (0.9m)
73083-BB-48	48in (1.2m)
73083-BB-60	60in (1.2m)

RG 142B/U	Length
73083-X-12	12in (1.2m)
73083-X-24	24in (1.5m)
73083-X-36	36in (1.8m)
73083-X-48	48in (3.0m)
73083-X-60	60in (1.2m)

**Rating:** Maximum voltage for *hands free use*: 750 V.

**SMA:** *Body/Fittings:* nickel-plated brass; *Contact:* gold-plated brass; *Dielectric:* PTFE

See chart on page 6 for additional wire and cable specifications.

## SMA Male to SMA Male Quick-Connect 50Ω Cable

**New**



RG 142B/U	Length
73082-X-12	12in (0.3m)
73082-X-24	24in (0.6m)
73082-X-36	36in (0.9m)
73082-X-48	48in (1.2m)
73082-X-60	60in (1.2m)

**Rating:** Maximum voltage for *hands free use*: 750 V

**SMA:** *Body/Fittings:* brass, gold-plated and nickel-plated; *Contact:* gold-plated brass; *Dielectric:* PTFE.

See chart on page 6 for additional wire and cable specifications.

## MMCX Male Right Angle to SMA Female Bulkhead 50Ω Cable

**New**



RG 316/U	Length
73066-BB-12	12in (0.3m)
73066-BB-24	24in (0.6m)
73066-BB-36	36in (0.9m)
73066-BB-48	48in (1.2m)

**Rating:** Maximum voltage for *hands free use*: 500 V.

**MMCX:** *Body/Fittings:* gold-plated brass; *Contact:* gold-plated phosphor bronze; *Dielectric:* PTFE.


**SMA:** *Body/Fittings:* gold-plated brass; *Contact:* gold-plated beryllium copper; *Dielectric:* PTFE.

See chart on page 6 for additional wire and cable specifications.

\*see rating message at start of section.

**Triaxial Male to Three Alligator Test Clips, Double Shielded**


Model#	Cable Type	Lugs	Length
4725	Triaxial	2	36in (0.9m)
5342	Triaxial	3	36in (0.9m)



**Rating:** Maximum voltage for *hands free use*: 150 Vrms\*.  
**Jaw Opening:** 0.30in (7.62mm) Max.  
**Triaxial:** *Body/Fittings:* tarnish resistant nickel-plated brass; *Intermediate and Center Contacts:* gold-plated brass; *Dielectric:* PTFE.  
 See chart on page 6 for additional wire and cable specifications.

**BNC Male with Molded Strain Relief to Micrograbber® Test Clips**

Model#	Length
4777-C-24	24in (0.6m)
4777-C-36	36in (0.9m)
4777-K-24	24in (0.6m)
4777-K-36	36in (0.9m)
4777-K-48	48in (1.2m)



**Rating:** Maximum voltage for *hands free use*: 150 Vrms\*.  
**BNC:** *Body:* tarnish resistant nickel-plated brass; *Center Contact:* gold-plated brass; *Dielectric:* PTFE.  
**Strain Relief:** PVC molded directly to cable and connectors.  
**Micrograbber:** *Contacts:* beryllium gold-plated copper; *Insulation:* glass filled nylon.  
**Colors:** One black and one red.  
 See chart on page 6 for additional wire and cable specifications.

**Triaxial Male Cables**


Model#	Cable Type	Lugs	Length
5223-36	Triaxial	3	36in (0.9m)
5223-60			60in (1.5m)
5054-36	Triaxial	2	36in (0.9m)
5054-60			60in (1.5m)



**Rating:** Maximum voltage for *hands free use*: 500 Vrms\*.  
**Triaxial:** *Body/Fittings:* tarnish resistant nickel-plated brass; *Intermediate and Center Contacts:* gold-plated brass; *Dielectric:* PTFE.  
**Cable Type:** Double Shielded, 50Ω, RG58A/U.  
**Colors:** 5223: Yellow, 5054: Yellow.  
 Triaxial to BNC Adapters on page 28.  
 See chart on page 6 for additional wire and cable specifications.

**BNC Male with Molded Strain Relief to Alligator Test Clips**


Model#	Length
4531-C-18	18in (0.5m)
4531-C-24	24in (0.6m)
4531-C-30	30in (0.76m)
4531-C-36	36in (0.9m)
4531-C-48	48in (1.2m)
4531-C-60	60in (1.5m)




**Rating:** Maximum voltage for *hands free use*: 150 Vrms\*.  
**Jaws Opening:** 0.3in (7.62mm) max.  
**BNC:** *Body:* tarnish resistant nickel-plated brass; *Center Contact:* gold-plated brass; *Dielectric:* PTFE.  
**Strain Relief:** PVC molded directly to cable and connectors.  
**Alligator:** *Body:* steel-plated nickel.  
**Colors:** Vinyl boots: one black and one red.  
 See chart on page 6 for additional wire and cable specifications.

**BNC Male with Molded Strain Relief to Minipincer® Test Clips**

Model#	Length
5423-C-24	24in (0.6m)
5423-C-36	36in (0.9m)
5423-C-48	48in (1.2m)




**Rating:** Maximum voltage for *hands free use*: 300 Vrms\*.  
**BNC:** *Body:* tarnish resistant nickel-plated brass; *Center Contact:* gold-plated brass; *Dielectric:* PTFE.  
**Strain Relief:** PVC molded directly to cable and connectors.  
**Minipincer:** *Contacts:* beryllium gold-plated copper; *Insulation:* glass filled nylon.  
**Colors:** One black and one red.  
 See chart on page 6 for additional wire and cable specifications.



## Coaxial Cable Assemblies and Breakouts

### BNC Male with Molded Strain Relief to Minigrabber® Test Clips



Model#	Length
5187-C-24	24in (0.6m)
5187-C-36	36in (0.9m)
5187-C-48	48in (1.2m)
5187-C-60	60in (1.5m)
5187-K-24	24in (0.6m)
5187-K-36	36in (0.9m)
5187-K-48	48in (1.2m)
5187-K-60	60in (1.5m)

**Rating:** Maximum voltage for *hands free use*: 300 Vrms\*.

**BNC:** Body: tarnish resistant nickel-plated brass; Center Contact: gold-plated brass; Dielectric: PTFE.

**Strain Relief:** PVC molded directly to cable and connectors.

**Minigrabber:** Contacts: beryllium gold-plated copper; Insulation: glass filled nylon.

**Colors:** One black and one red.

See chart on page 6 for additional wire and cable specifications.

### BNC Male with Molded Strain Relief to Minigator® Test Clips



Model#	Length
4532-C-24	24in (0.6m)
4532-C-36	36in (0.9m)
4532-C-48	48in (1.2m)
4532-C-60	60in (1.5m)

**Rating:** Maximum voltage for *hands free use*: 45 Vrms\*.

**Jaws Opening:** to 0.18in (47.50mm) max.

**BNC:** Body: tarnish resistant nickel-plated brass; Center Contact: gold-plated brass; Dielectric: PTFE.


**Strain Relief:** PVC molded directly to cable and connectors.

**Minigator:** Body: steel-plated nickel  
**Colors:** Vinyl boots: one black and one red.

**Rating:** +122°F (+50°C) max.

See chart on page 6 for additional wire and cable specifications.

### BNC Male with Molded Strain Relief to SMD Grabber® Test Clips



Model#	Length
5304-K-24	24in (0.6m)
5304-K-36	36in (0.9m)

**Rating:** Maximum voltage for *hands free use*: 150 Vrms\*.

**BNC:** Body: tarnish resistant nickel-plated brass; Center Contact: gold-plated brass; Dielectric: PTFE.

**Strain Relief:** PVC molded directly to cable and connectors.

**Grabber:** Contacts: gold-plated stainless steel; Insulation: glass filled nylon.

**Colors:** One black and one red.

See chart on page 6 for additional wire and cable specifications.

### Strain Relief Boot


Model#	Fits Cable Types	For Cable O.D.
5155-*	RG 58, 141	0.185in - .200 (4.70mm - 5.08mm)
5156-*	RG 59, 62, 210	0.237in - .247in (6.02mm - 6.27mm)
5157-*	RG 174, 187, 188	0.090in - .110in (2.29mm - 2.79mm)



**Rating:** +122°F (+50°C) Max.

Use with crimp type connectors.  
Sold in packages of 10.

\*Std. Colors: -0 Black, -2 Red



\*see rating message at start of section.



**IEC Insulated BNC Male to Stackable/Retractable 4 mm plugs**

Model#	Length
72908	10in (25cm)


Impedance: 50Ω.  
Rating: 33 Vrms / 70 Vdc, 6A.  
Color: Black.



**IEC Insulated BNC Female to Stackable/Retractable 4 mm plugs**

Model#	Length
72909	10in (25cm)

Impedance: 50Ω.  
Rating: 33 Vrms / 70 Vdc, 6A.  
Color: Black.



**Insulated BNC Male/4mm Shrouded Plugs**

Model#	Length
72927-C-40	40in (100cm)
72927-C-80	80in (200cm)

Impedance: 50Ω.  
Rating: 500V Cat I, 150 V Cat II, 3A.  
Color: Black.



**BNC Male to ... the ends listed below**



**1st End: Crimp BNC Male with Molded Strain Relief.**

Body: tarnish resistant nickel-plated brass; Center Contact: gold-plated brass; Impedance: 50Ω, Boot, PVC; Color: black.  
Cable Type C: RG58C/U

Rating: Maximum voltage for hands free use: 500 Vrms\*.


**BNC:** Body: tarnish resistant nickel-plated brass; Center Contact: gold-plated brass

**Strain Relief:** PVC molded directly to cable and connectors.

**Match to any end shown below**

**BNC Male with Molded Strain Relief to Multi-Stacking Banana Plugs**

Model#	Length
5268-C-24	24in (0.6m)
5268-C-36	36in (0.9m)
5268-C-48	48in (1.2m)
5268-C-60	60in (1.5m)




**2nd End: Stacking Banana Plugs.**

Body: nickel-plated brass beryllium copper spring; Insulation: polypropylene; Colors: one black and one red.

See chart on page 6 for additional wire and cable specifications.

**BNC Male with Molded Strain Relief to Multi-Stacking Double Banana Plug**

Model#	Length
4530-C-18	18in (0.5m)
4530-C-24	24in (0.6m)
4530-C-36	36in (0.9m)
4530-C-48	48in (1.2m)
4530-C-60	60in (1.5m)




**2nd End: Double Banana Plugs.**

Body: nickel-plated brass beryllium copper spring; Insulation: polypropylene. Color: black.

See chart on page 6 for additional wire and cable specifications.

**BNC Male with Molded Strain Relief to Retractable Sheath Banana Plugs**

Model#	Length
5343-C-12	12in (0.3m)
5343-C-24	24in (0.6m)
5343-C-36	36in (0.9m)
5343-C-48	48in (1.2m)
5343-C-60	60in (1.5m)



Ideal for use with binding posts.


**2nd End: Sheathed Banana Plugs.**

Body: nickel-plated brass beryllium copper spring; Insulation: nylon.

See chart on page 6 for additional wire and cable specifications.

**BNC Male with Molded Strain Relief to Square Pin Receptacles**

Model#	Length
4945-K-18	18in (0.5m)
4945-K-24	24in (0.6m)
4945-K-36	36in (0.9m)
4945-K-48	48in (1.2m)
4945-K-60	60in (1.5m)



**2nd End: 0.025in (0.6mm) Square Pin Receptacles**

Center Contact: gold-plated brass; Insulation: ABS; Colors: one black and one red.

See chart on page 6 for additional wire and cable specifications.



## BNC Male or Female to ... the ends listed below

### BNC Male (1st End):

Body: tarnish resistant nickel-plated brass;  
Center Contact: gold-plated brass;  
Insulation: polypropylene; Dielectric: PTFE.

Nominal impedance: 50Ω.

Colors: Black.



Overall length = BNC length + wire length + clip/plug length

Match to any end shown below

### BNC Female (1st End):

Body: tarnish resistant nickel-plated brass;  
Center Contact: beryllium gold-plated copper;  
Insulation: polypropylene; Dielectric: PTFE.

Nominal impedance: 50Ω.

Colors: Black.

Male Model#	Female Model#	Wire Length
-------------	---------------	-------------

Male Model#	Female Model#	Wire Length
-------------	---------------	-------------

### ...Minigrabber® Test Clips (2nd End)




3789	3788	5.5in (140mm)
------	------	---------------

Minigrabber: Contacts: beryllium gold-plated copper; Insulation: glass filled nylon.

Colors: One black and one red.

Rating: Maximum voltage for hands free use: 300 Vrms\*, +131°F (+55°C) max.

### ... Alligator Test Clips (2nd End)



—	2630	5in (127mm)
---	------	-------------

Alligator: Body: steel-plated nickel.


Colors: Vinyl boots: one black and one red.

Rating: +122°F (+50°C) max.

Rating: Maximum voltage for hands free use: 150 Vrms\*.

Jaw Opening: 0.30in (7.62mm).

### ...Micrograbber® Test Clips (2nd End)




5189	5188	5.4in (137mm)
------	------	---------------

Micrograbber: Contacts: beryllium gold-plated copper; Insulation: glass filled nylon.

Colors: One black and one red.

Rating: Maximum voltage for hands free use: 150 Vrms\*, +131°F (+55°C) max.

### ... Minigator Test Clips (2nd End)



2886	2631	5.9in (149mm)
------	------	---------------


Minigator: Body: steel-plated nickel.

Colors: Vinyl boots: one black and one red.

Rating: Maximum voltage for hands free use: 45 Vrms\*, +122°F (+50°C) max.

Jaw Opening: 0.18in (47.50mm).

### ... SMD Grabber® Test Clips (2nd End)




—	5305	5.5in (140mm)
---	------	---------------

Grabber: Contacts: gold-plated stainless steel; Insulation: glass filled nylon.

Colors: One black and one red.

Rating: Maximum voltage for hands free use: 150 Vrms\*, +131°F (+55°C) max.

### ... Stacking Pin Tip Plugs (2nd End)




3901	3221	5.5in (140mm)
------	------	---------------

Pin Tip Plug: Body: gold-plated brass; Insulation: polypropylene.

Colors: One black and one red.

Rating: Maximum voltage for hands free use: 500 Vrms\*, +131°F (+55°C) max.

### ... Multi-Stacking Banana Plug (2nd End)



3957	3073	5.4in (137mm)
------	------	---------------

Banana Plug: Body: brass, Spring: beryllium copper; gold-plated. Insulation: polypropylene.

Colors: One black and one red

Rating: Maximum voltage for hands free use: 500 Vrms\*, +131°F (+55°C) max.

### ... 20 AWG Leads (2nd End)




4970	4969	5.9in (149mm)
------	------	---------------

Rating: Maximum voltage for hands free use: 500 Vrms\*, +131°F (+55°C) max.

2nd End: None.

### ... Stacking Miniature Banana Plugs (2nd End)




—	3966	5.5in (140mm)
---	------	---------------

Banana Plug: Body: brass, Spring: beryllium copper; gold-plated. Insulation: polypropylene.

Colors: One black and one red

Rating: Maximum voltage for hands free use: 500 Vrms\*, +131°F (+55°C) max.

### Female only ... to #8 Spade Lugs (2nd End)




—	5051	5.4in (136mm)
---	------	---------------

Spade Lug: Body: Copper, tin-plated; Insulation: vinyl.

Colors: One black and one red.

Rating: Maximum voltage for hands free use: 500 Vrms\*, +131°F (+55°C) max.

### Female only ... to .025 Square Pin Receptacles (2nd End)



—	5069	5.6in (143mm)
---	------	---------------

Square Pin: Gold-plated phosphor bronze, ABS insulation.

Colors: One black and one red.

Rating: Maximum voltage for hands free use: 500 Vrms\*, +131°F (+55°C) max.

\*see rating message at start of section.

## RF Coaxial Connectors, Adapters and Kits

Pomona has everything from a single reliable RF adapter to versatile kits packaged in lightweight, foam padded cases containing all the connections and terminations you might need. Small MCX, MMCX, SMA and SMB connectors enable attachment in today's tight spacings. Pomona – connecting with quality.

### Universal Adapter Kit

Model# 5698



Kit contains two each: BNC (m), BNC (f), TNC (m), TNC (f), SMA (m), SMA (f), N (m), N (f), four intermediate couplers, one double Banana Plug, one double Banana Jack, and case.



### Multi-RF Direct Adapter Kit

Model# 72934



A comprehensive kit including the most frequently used 50Ω RF adapters in a rugged pistol-grip case. Allows for direct adaptation without intermediate couplers. All parts are precision machined brass, not diecast, with tarnish resistant nickel plating. Male center pin contacts are gold plated brass. Female center contacts are gold plated heat treated beryllium copper. Insulation material is high density PTFE.

### Maxi Universal Adapter Kit

Model# 5748



Kit contains two each: BNC (m), BNC (f), TNC (m), TNC (f), SMA (m), SMA (f), N (m), N (f), UHF (m), UHF (f), Mini UHF (m), Mini UHF (f), F (m), F (f), RCA (m), RCA (f), six intermediate couplers, one double Banana Plug, one double Banana Jack, one sampler, and case.

#### Kit contains:

3535 BNC (m)/Type N (f)	4295 SMA (f)/TNC (f)
3288 BNC (f)/Type N (m)	4296 SMA (m)/Type N (m)
3844 TNC (m)/BNC (f)	3283 BNC (f-f)
4288 SMA(m)/BNC(M)	3533 BNC (m-m)
4290 SMA (m)/BNC (f)	3285 BNC (f-m-f) TEE
4289 SMA (f)/BNC (m)	3284 BNC (f-f-f) TEE
4291 SMA (f)/BNC (f)	4940 TNC (f-f) Adapter
4298 SMA (m)/Type N (f)	3841 TYPE N (f-f)
4297 SMA (f)/Type N (m)	3842 TYPE N (m-m)
4299 SMA (f)/Type N (f)	4282 SMA (m-f) Rt Angle
4292 SMA (m)/TNC (m)	4283 SMA (m-m)
4294 SMA (m)/TNC (f)	4284 SMA (f-f)
4293 SMA (f)/TNC (m)	4286 SMA Termination, 50Ω (m)

### Adapter Kit Accessories

Individual adapters for the Universal Adapter Kits are also available.

Coupling nut adapter to	Model#	5698	5748	Coupling nut adapter to	Model#	5698	5748
BNC (m)	5735	2	2	Mini UHF (m)	5753	-	2
BNC (f)	5739	2	2	Mini UHF (f)	5757	-	2
TNC (m)	5736	2	2	RCA (m)	5754	-	2
TNC (f)	5740	2	2	RCA (f)	5758	-	2
SMA (m)	5737	2	2	F (m)	5759	-	2
SMA (f)	5741	2	2	F (f)	5755	-	2
N (m)	5734	2	2	Coupler	5742	4	6
N (f)	5738	2	2	Dbl Banana Plug	5743	1	1
UHF (m)	5752	-	2	Dbl Banana Post	5744	1	1
UHF (f)	5756	-	2	Sampler	5760	-	1

### SMA Adapter Kit

Model# 72931



A consolidated kit including the most frequently used SMA adapters in a rugged pistol-grip case. Allows for direct adaptation without intermediate couplers. All parts are precision machined brass, not diecast, with tarnish resistant nickel plating. Male center pin contacts are gold plated brass. Female center contacts are gold plated heat treated beryllium copper. Insulation material is high density PTFE.

#### Kit contains:

4282 Right Angle SMA Female to SMA Male	4292 SMA Male to TNC Male
4283 Inline SMA Male to SMA Male	4293 SMA Female to TNC Male
4284 Inline SMA Female to SMA Female	4294 SMA Male to TNC Female
4286 SMA Male Terminator Plug	4295 SMA Female to TNC Female
4288 SMA Male to BNC Male	4296 SMA Male to N Male
4289 SMA Female to BNC Male	4297 SMA Female to N Male
4290 SMA Male to BNC Female	4298 SMA Male to N Female
4291 SMA Female to BNC Female	4299 SMA Female to N Female



## RF Coaxial Connectors, Adapters and Kits

### N Adapter Kit



**Model# 72932**

A consolidated kit including the most frequently used Type N adapters in a rugged pistol-grip case. Allows for direct adaptation without intermediate couplers. All parts are precision machined brass, not die-cast, with tarnish resistant nickel plating. Male center pin contacts are gold plated brass. Female center contacts are gold plated heat treated beryllium copper. Insulation material is high density PTFE.

**Kit contains:**

- 3288 N Male to 50Ω BNC Female
- 3535 N Female to 50Ω BNC Male
- 3841 Inline N Female to N Female
- 3842 Inline N Male to N Male
- 3843 Right Angle N Female to N Male
- 4286 N Male to SMA Male
- 4297 N Male to SMA Female

- 4298 N Female to SMA Male
- 4299 N Female to SMA Female
- 5089 T Style N Female to N Female to N Female
- 4240-50 50Ω N Terminator Plug
- 4240-75 75Ω N Terminator Plug

### 7/16 DIN Adapter Kit



**Model# 6254**

This kit will enable the field service technician to connect equipment that has 7/16 DIN connectors to other equipment that has Type N connectors. These connectors are not compatible, but both are commonly found on the same types of telephone equipment and test equipment.

The key feature of the 7/16 DIN connector is the extremely high resistance to inter-modulation interference. These connectors are used in cellular phone and PCS systems to reduce interference in crowded cell sites and also in radio, television and repeater sites.

An assortment of the most useful adapters for conversion between 7/16 DIN and Type N.

**Kit contains one each:**

- 6256 7/16 DIN Male to Type N Male Adapter
  - 6257 7/16 DIN Male to Type N Female Adapter
  - 6259 7/16 DIN Female to Type N Male Adapter
  - 6260 7/16 DIN Female to Type N Female Adapter
  - 7/16 DIN Male to 7/16 DIN Female Right Angle Adapter
  - 7/16 DIN Female to 7/16 DIN Female Splice
- All parts are protected by a custom zippered case with die cut foam padding.

### BNC to Banana Plug and Binding Post Adapter Kit



**Model# 5510**

An assortment of many of Pomona's most popular BNC

**Kit contains one each:**

- BNC Female to Stacking Double Banana Plug
- BNC Male to Stacking Double Banana Plug
- BNC Male to Stackable Binding Posts
- BNC Female to Stackable Binding Posts
- BNC Female to Female
- BNC Male to Male adapters.

### BNC Within Series Adapter Kit



**Model# 5511**

An assortment of Pomona's popular BNC within series adapters.

**Kit contains one each:**

- BNC Female to Female 3283
- BNC T (Female/Female/Female) 3284
- BNC T (Female/Male/Female) 3285
- BNC Male to Male 3533
- BNC Right Angle Male to Female 3534
- BNC T (Male /Female/Female) 4896

### BNC 50Ω Attenuator Kit



**Model# 5513**

Kit contains five Model 4108 BNC 50Ω attenuators, one each of 3dB, 6dB, 10dB, 14dB and 20dB.

(Same as Model 4108).

### Universal Adapter Cable



Model#	Length
5749-24	24in (0.6m)
5749-36	36in (0.9m)
5749-48	48in (1.2m)
5749-60	60in (1.5m)
5749-72	72in (1.8m)


Make cable assemblies with any of the adapters in the universal adapter kits.

50Ω RG 58C/U, 195" O.D.



**BNC Female to Double Stacking Banana Plug**

Model# 1269



**Rating:** Maximum voltage for *hands free use*: 500 Vrms\*, +122°F (+50°C) max.

**Material:** *Banana Plug Jack*: brass; *Spring*: heat treated beryllium copper; *Finish*: nickel plating.

**4mm Safety Banana Jack to 2mm Banana Plug Adapter**

Model#	Color
72914-02	Set, Black and Red
72914-0	10 pack, Black
72914-2	10 pack, Red




Accepts 4mm safety-sheathed banana plugs.

**Rating:** 30 Vrms/42.4 Vpk/60 Vdc or current exceeds 8A maximum, 36A.

**BNC Male to Double Stacking Banana Plug**

Model# 1270




**Rating:** Maximum voltage for *hands free use*: 500 Vrms\*, +122°F (+50°C) max.

**Material:** *Banana Plug Jack*: brass; *Spring*: heat treated beryllium copper; *Finish*: nickel plating.

**BNC Female to Stackable Binding Posts**


Model# 1452



**Rating:** Maximum voltage for *hands free use*: 500 Vrms\*, +122°F (+50°C) max.

**BNC Female to Double Banana Plug**

Model# 1468




4 solder turrets provide access between BNC and isolated banana plugs.

**Rating:** Maximum voltage for *hands free use*: 500 Vrms\*, +131°F (+55°C) max.

**BNC:** isolated from Banana Plugs. **Material:** *Banana Plug Jack*: brass; *Spring*: heat treated beryllium copper; *Finish*: nickel plating.

**BNC Male to Stackable Isolated Binding Posts with 4 Terminals**

Model# 1469



4 solder turrets for component attachments.

Use to make your own attenuator, balun, or filter.

**Rating:** Maximum voltage for *hands free use*: 500 Vrms\*, +131°F (+55°C) max.

**Insulated BNC Male to Dual 4 mm Banana Plugs/Jacks**


Model#	Type
72937	Jacks



**Rating:** 500V Cat I, 150V Cat II.

**BNC Male with Binding Post**

Model# 3430-\*



**Rating:** Maximum voltage for *hands free use*: 500 Vrms\*, +239°F (+115°C) max.

\*Std. Colors: -0 Black, -2 Red.

**BNC Female to Single Banana Plug**

Model# 1894



**Rating:** *Hands free testing* in controlled voltage environment: 500 Vrms\*, +122°F (+50°C) max.

**Insulated BNC Female to Dual 4 mm Banana Plugs/Jacks**


Model#	Type
72938	Jacks



**Rating:** 500V Cat I, 150V Cat II.

**BNC Female to Miniature Double Banana Plug**

Model# 3269




Allows a BNC male to be used with equipment having 0.50in (12.70mm) spaced miniature banana jacks.

**Rating:** Maximum voltage for *hands free use*: 500 Vrms\*, +122°F (+50°C) max.

**BNC Male to Stackable Binding Posts**


Model# 1296



**Rating:** Maximum voltage for *hands free use*: 500 Vrms\*, +122°F (+50°C) max.

**BNC Male to Miniature Stackable Binding Posts**

Model# 3296



Binding posts also accept miniature double banana plugs.

**Rating:** Maximum voltage for *hands free use*: 500 Vrms\*, +122°F (+50°C) max.

## RF Coaxial Connectors, Adapters and Kits


### BNC Female to Single Banana Plug with Ground Lead

Model# 4684

Use with equipment having banana plugs or binding posts with non-standard spacing.

18 AWG Ground wire, 2.5in (63.50mm) long.

**Rating:** Maximum voltage for *hands free use:* 500 Vrms\*, +131°F (+55°C) max.



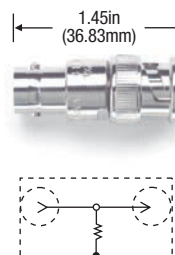
### BNC Feed-Thru Termination

Model#	$\Omega$
4119-50	50
4119-75	75
4119-600	600

**Rating:** 2W Carbon film resistor.

**Accuracy:** 2%.

**Frequency Range:** DC to 500 MHz, +216°F (+102°C) max.




### BNC Male/Female with DC-Blocking Series Capacitor

Model# 5297

Use for sensitive RF measurements.

**Rating:** Maximum voltage for *hands free use:* 500 Vrms\*, +216°F (+102°C) max.

**Capacitor:** 1000 pF, 600 Vdc.



### BNC 50 $\Omega$ Attenuator

Model#	dB
4108-3dB	3dB
4108-6dB	6dB
4108-10dB	10dB
4108-14dB	14dB
4108-20dB	20dB

**Rating:** 2W Avg. @ 77°F (25°C) max.

50 $\Omega$  impedance. Metal film resistor attenuator.



### Type N Male Terminator Plugs

Model#	$\Omega$
4240-50	50

**Rating:** Frequency Range DC to 500 MHz, Power: 1W @ 158°F (70°C) max.

**Accuracy:** 1%.



### BNC In-Series Resistor Attenuator

Model#	$\Omega$
4391-25	25
4391-50	50
4391-75	75

**Rating:** Frequency Range DC to 500 MHz, +216°F (+102°C) max.

Add series resistance to coaxial lines. 1%, 2W, non-inductive film resistor.




### BNC Male Terminator Plugs

Model#	$\Omega$
3840-50	50
3840-75	75

**Rating:** Frequency range dc to 500MHz, power .5W @ 158°F (70°C) max.

**Accuracy:** 1%.



### BNC Shorting Cap or Dust

Model#	Type
5085	Shorting cap
3839	Dust cap

Shorting cap provides protection and supplies a short across an input.

Dust cap protects sensitive instrument inputs and is non-shorting.

Tarnish resistant plating.

3in (76.20mm) long chain.



\*see rating message at start of section.



**BNC Straight RF Plugs**



Fig. 1: Compression Style



Fig. 3: Crimp Style\*



Fig. 2: Crimp Style

**Rating:** Maximum voltage for *hands free use*: 500 Vrms.


**BNC:** *Body*: tarnish resistant nickel-plated brass; *Center Contact*: male: gold-plated brass; female: gold-plated beryllium copper; *Dielectric*: PTFE.

**\*Performance:** 4 GHz with VSWR of 1.3 maximum from 0 to 4GHz.


\*\*see data sheet on website for ratings.

Model#	Type	Fig.	Cable Group RG /U BNC
<b>50Ω Impedance Compression</b>			
4488	BNC (m)	1	142, 142A, 142B, 223, 58, 58A, 58C, 5B, 5BA, 5BC, 8C, 141, 141A
5307	BNC (m)	1	174, 174A, 179B, 187, 187A, 188, 188A, 316
<b>50Ω Impedance Crimp</b>			
5285	BNC (m)	2	RG58, 58A, 58C, 141, 141A
7035*	BNC (m)	2	RG55A, 142, 142A, 223, 400
7040*	BNC (m)	2	RG179, 179B, 187, 187A, 174, 188, 188A, 316
73042**	BNC (m)	3	174, 188, 316
73043**	BNC (m)	2	8, 9, 11, 213, 214
73061	BNC (m)	3	58, 141
<b>75Ω Impedance</b>			
5286	BNC (m)	2	59, 59A, 59B, 62, 62A, 62B, 62C, 210
6752A	BNC (m)	2	59A, 59B, 62, 210, Belden 8241, 8263

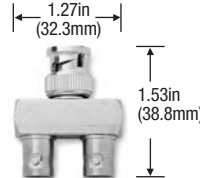
**BNC within Series Adapters**




6701




3534




6700/6754



3284/6738




4896




3285/6739




3533/6740




3847/6744  
See Cutout



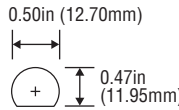
3846  
See Cut-Out



3283/6737



6705



Panel Cut-Out for  
3846/3847/6744

Model#	Type	Special Features
<b>50Ω Impedance</b>		
3283	BNC (f/f)	—
3533	BNC (m/m)	—
3285	BNC (f/m/f)	—
3284	BNC (f/f/f)	—
4896	BNC (m/f/f)	—
3534	BNC (f/m)	Right Angle
3847	BNC (f/f)	Hermetically Sealed (b)
3846	BNC (f/f)	Isolated Ground (a)
6700	BNC (f/m/f)	In-line
6701	BNC (f/m/f)	Right Angle
<b>75Ω Impedance</b>		
6705	BNC (f/f)	Isolated Ground (a)
6737	BNC (f/f)	—
6738	BNC (f/f/f)	—
6739	BNC (f/m/f)	—
6740	BNC (m/m)	—
6744	BNC (f/f)	Hermetically Sealed (b)
6754	BNC (f/m/f)	In-line

**Notes:** (a) Mounting hardware is isolated from outer conductor of BNC, (b) Leakage rate less than 10<sup>-7</sup> cc/sec of tracer gas at one atmosphere.

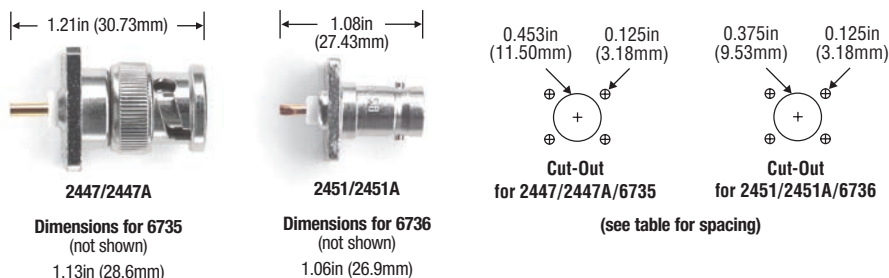
**Rating:** Maximum voltage for *hands free use*: 500 Vrms\*, -85°F to +329°F (-65°C to +165°C).

**BNC:** *Shell*: tarnish resistant nickel-plated brass; *Center Contact*: male: gold-plated brass; female: gold-plated beryllium copper; *Dielectric*: PTFE.

**Bandwidth:** to 4 GHz.

# RF Coaxial Connectors, Adapters and Kits

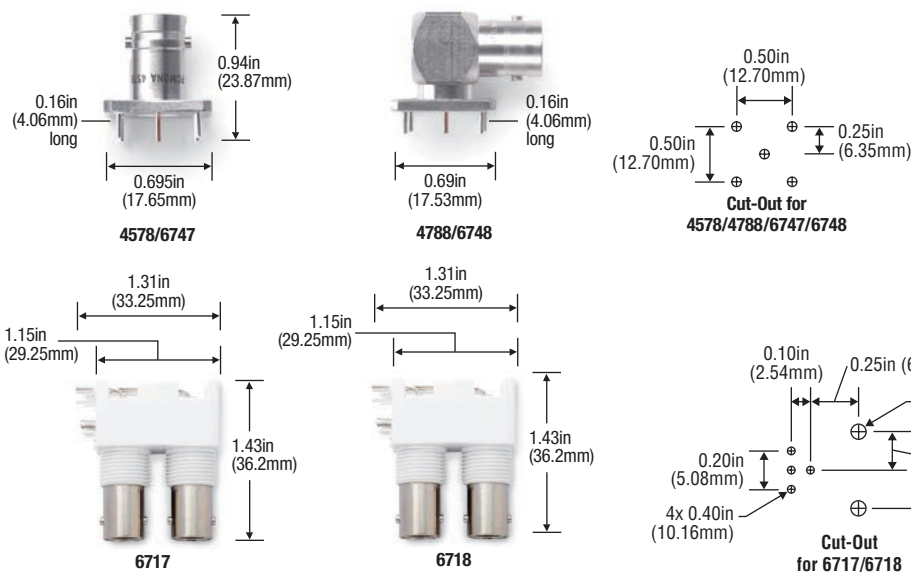
## BNC Panel Receptacles



Model#	Type	Spacing
<b>50Ω Impedance</b>		
2447	BNC (m)	0.531in (13.46mm) hole spacing center to center
2451	BNC (f)	
2447A	BNC (m)	0.50in (12.70mm) hole spacing center to center
2451A	BNC (f)	
<b>75Ω Impedance</b>		
6735	BNC (m)	0.50in (12.70mm) hole spacing center to center
6736	BNC (f)	0.50in (12.70mm) hole spacing center to center

**BNC: Shell:** tarnish resistant nickel-plated brass;  
**Center Contact:** male: gold-plated brass; female: gold-plated beryllium copper; **Dielectric:** PTFE.

## BNC Female PCB Mount




Model#	Type	Material
<b>50Ω Impedance</b>		
4578	Vertical BNC	—
4788	R/A BNC	Brass
6717	Dual R/A BNC	White Valox
<b>75Ω Impedance</b>		
6718	BNC (f)	White Valox
6747	BNC (f)	Vertical
6748	BNC (f)	Right Angle

**Rating:** Maximum voltage for *hands free use*: 500 Vrms\*,  
**Impedance:** 50Ω, -85 to +329°F (+165 to -65°C)

**BNC: Body:** tarnish resistant nickel-plated brass; **Contact:** gold-plated beryllium copper. **Dielectric:** PTFE.

## BNC Bulkhead Receptacles




Model#	Type	Special Features	Max. Panel Thickness
<b>50Ω Impedance</b>			
3778	BNC (f)	Isolated Ground, Teflon Insulation	0.18in (4.57mm)
5148	BNC (f)	Isolated Ground, Valox Insulation	0.175in (4.45mm)
4159	BNC (f)	Hermetically Sealed*	0.37in (9.40mm)
4160		—	0.10in (2.54mm)
4979		—	0.19in (4.83mm)
<b>75Ω Impedance</b>			
6741	BNC (f)	Isolated Ground	—
6745	BNC (f)	—	—

\* Leakage rate less than 10<sup>-7</sup> cc/sec of tracer gas at one atmosphere.

**BNC: Body:** tarnish resistant nickel-plated brass; **Center Contact:** male: gold-plated brass; female: gold-plated beryllium copper (except as noted); **Dielectric:** PTFE.

Mounting hardware is isolated from outer conductor of BNC.

**SMA within Series Adapters**




Model#	Type
4282	SMA (f) to (m), Right Angle
4284	SMA (f) to (f)

**SMA:** Shell: gold-plated brass; Center Contacts: gold-plated brass; Dielectric: PTFE.

**Frequency Range:** 4283, 4284: 12.4GHz; 4282: 12GHz.

**Type N Male Connector**



Model#	Type
4787	


**Fit Cable Types:** RG58 and 142, 223, 141, 400.

**N:** Body: bronze-plated white brass; Center Contact: male: gold-plated brass; female: gold-plated beryllium copper; Dielectric: PTFE.

**Impedance:** 50Ω .

**Rating:** Maximum voltage for *hands free use*: 1,000 Vrms\*.

**SMA Male Terminator Plug**



Model#	Type
4286	

**Rating:** Maximum voltage for *hands free use*: 335 Vrms\*.

**Impedance:** 50Ω 1/2 W., 1%.

**VSWR:** 1.25 max. to 18GHz, 1/2 W, 85°F to +329°F (65°C to +165°C).

Resistor Terminator.

Gold-plated stainless steel with Teflon insulation.

**Type N to UHF**




Model#	Type
73047	N (f)/UHF (m)

**N/UHF:** Body: nickel-plated brass; Center Contact: gold-plated phosphor bronze; Insulators: PTFE.

**Rating:** Maximum voltage for *hands free use*: 750 V.

**SMA Plug, 50Ω Termination**




Model#	Type
72975	

**Bandwidth:** 0-12.4 GHz on flexible cable.

**Rating:** For CE compliance and personal safety, do not hold in hand when voltages exceed 30 Vrms/42.4 Vpk/60 Vdc or current exceeds 8A maximum. Maximum voltage for *hands free use*: 500 Vpeak: RG58, 141, 143; 375 Vpeak: RG174, 188, 316. Do not use on circuits where transient stresses can exceed the rated voltage.

**Body:** machined brass, gold-plated finish; **Center Contacts:** plug: gold-plated brass; jack: gold-plated beryllium copper.

**Type N to TNC**




Model#	Type
73046	N (f)/TNC (m)

**N/TNC:** Body: nickel-plated brass; Center Contact: gold-plated phosphor bronze; Insulators: PTFE.

**Impedance:** 50Ω.

**Rating:** Maximum voltage for *hands free use*: 1500 V.


**SMA Female to Female Bulkhead Receptacle**



Model#	Type
4285	

**SMA:** Shell: gold plated brass; Center Contacts: gold plated brass; Dielectric: PTFE.


**F Adapters and PCB Mount Connectors**



Model#	Type
6802	F (F/F) Bulkhead adapter

**Material:** These 75 Ω connectors are designed for fast installation with no crimping. Connectors are precision machined brass with nickel plating and gold plated center contacts.


**F within Series Adapters**



Model#	Type
6712	F (m/f) Right angle
6713	F (m/f) In line, Push-on

**Material:** Machined, nickel-plated brass.

**SMA Shorting Cap**



Model#	Type
5088	


Screw onto SMA female. Protects sensitive instrument inputs or provides a necessary reference short.

**SMA:** Shell: gold plated; Center Contacts: gold-plated steel.



# RF Coaxial Connectors, Adapters and Kits

## Type N Adapters



Model#	Type
3841	N (f/f)
3842	N (m/m)
3843	N (f/m)
5089	N (f/f/f)
73044*	N (m/f/m)
73045*	N (f/f) Pressurized Bulkhead


**N:** Body: nickel plated or bronze-plated white brass; Center Contact: male: gold-plated brass, female: beryllium copper or phosphor bronze, gold-plated; Dielectric: PTFE.

**Impedance:** 50Ω.

**Rating:** Maximum voltage for hands free use: 1,000 Vrms\*.

\*see data sheet on website for ratings

## Type N Male 50Ω Connectors




Model#	Type	Cable Group RG _/U BNC	Rating
73048	N (m) Right Angle	214, 225, 393	1000V
73049	N (m) Right Angle	55, 142, 223	1500V
73050	N (m)	58, 141	1500V
73051	N (m)	8, 213	1500V
73052	N (m) Semi-Rigid	402	1500V
73062	N (m)	8, 9, 144, 165, 213, 214, 216, 225	1000V

**N:** Body: nickel-plated brass; Center Contact: gold-plated brass; Dielectric: PTFE.

**Impedance:** 50Ω.

## Type N Panel Mount Receptacle




Model#	Type
2455	N (f)
4956	N (f)

**N:** Body: bronze-plated white brass; Center Contact: female: gold-plated beryllium copper; Dielectric: PTFE.

**Impedance:** 50Ω.

**Rating:** Maximum voltage for hands free use: 1,000 Vrms\*.

## Triaxial Female Bulkhead Receptacles

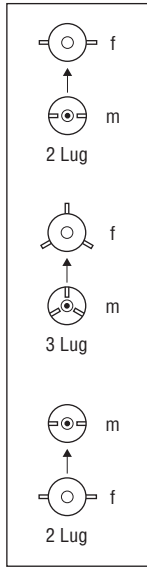


Model#	Lugs	Max. Panel Thickness
3580	2 lug (f)	0.25in (6.35mm)
4388*	2 lug (f)	0.25in (6.35mm)
5219	3 lug (f)	0.14in (3.56mm)


\*Hermetically sealed leakage less than 10-7 cc/sec tracer gas at one atmosphere.

**Triaxial:** Body/Fittings: tarnish resistant nickel-plated brass; Center Contact: female: gold-plated beryllium copper; Outer Contact: gold-plated beryllium copper; Dielectric: PTFE.

\*see rating message at start of section.



**Triaxial Cable Plugs and Jacks**



Model#	Lugs	Max. Panel Thickness	Fits Cable Types
3600	2 Lug (m)	-	Belden twinaxial 9272 0.242in (6.15mm) O.D.
4661	2 Lug (f)	0.14in (3.56mm)	Microdot 293-3930 0.175in (4.45mm) O.D.
5056	2 Lug (m)	-	Belden triaxial 9222
5218	3 Lug (m)	-	0.242in (6.15mm) O.D.

**Triaxial:** *Body/Fittings:* tarnish resistant nickel-plated brass; *Center Contact:* male: gold-plated brass; female: gold-plated beryllium copper; *Outer Contact:* gold-plated beryllium copper; *Dielectric:* PTFE.

**Triaxial Adapters**



Model#	Lugs	Max. Panel Thickness
5178	2 Lug (f)	0.25in (6.35mm)
5290	2 Lug (f)	-

**Triaxial:** *Body/Fittings:* tarnish resistant nickel-plated brass; *Center Contact:* female: gold-plated beryllium copper; *Outer Contact:* gold-plated beryllium copper; *Dielectric:* PTFE.

**RF MCX Connectors**

**Bandwidth:** 3-6 GHz, depending upon connector. (see data sheet on website.)  
**Working Voltage:** For CE compliance and personal safety, do not hold in hand when voltages exceed 30 Vrms/42.4 Vpk/60 Vdc or current exceeds 8A maximum. Maximum voltage for *hands free use:* 170 Vrms. Do not use on circuits where transient stresses can exceed the rated voltage.  
**Materials:** *Body:* brass, gold-plated finish; *Center Contacts:* plug: gold-plated brass; jack: gold-plated beryllium copper.

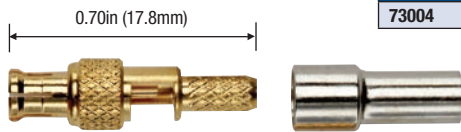
Above specifications apply to models 73004, 73014, 73015 and 73012 below

**RF MMCX Connectors**

**Bandwidth:** 3-6 GHz, depending upon connector (see data sheet on website).  
**Working Voltage:** For CE compliance and personal safety, do not hold in hand when voltages exceed 30 Vrms/42.4 Vpk/60 Vdc or current exceeds 8A maximum. Maximum voltage for *hands free use:* 170 Vrms. Do not use on circuits where transient stresses can exceed the rated voltage.  
**Materials:** *Body:* brass, gold-plated finish; *Center Contacts:* plug: gold-plated brass; jack: gold-plated beryllium copper.


Above specifications apply to models 73037, 73028 and 73039 below

**MCX Plug, Straight Crimp**




Model#	$\Omega$	Cable Group RG /U
73004	75	179

**MMCX 50 $\Omega$  Jack, Straight Semi-Rigid Crimp**



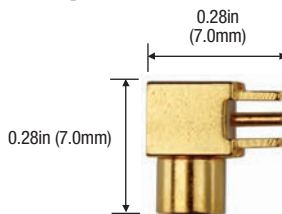
Model#	Cable Group RG /U
73037	405

**MCX Plug, Straight Semi-Rigid Crimp**




Model#	$\Omega$	Cable Group RG /U
73014	50	402
73015		405

**MMCX 50 $\Omega$  Jack, Right-Angle PCB Receptacle**




73028

**MMCX 50 $\Omega$  Jack, Straight Edgcard**



73039

**MCX Jack, Straight Crimp**



Model#	$\Omega$	Cable Group RG /U
73012	75	179

# RF Coaxial Connectors, Adapters and Kits

## RF SMA Connectors


**Bandwidth:** 0-12.4 GHz on flexible cable (see data sheet on website).

**Rating:** For CE compliance and personal safety, do not hold in hand when voltages exceed 30 Vrms/42.4 Vpk/60 Vdc or current exceeds 8A maximum. Maximum voltage for *hands free use*: 500 Vpeak: RG58, 141, 143; 375 Vpeak: RG174, 188, 316. Do not use on circuits where transient stresses can exceed the rated voltage.

**Materials:** *Body:* machined brass, gold-plated finish; *Center Contacts:* plug: gold-plated brass; jack: gold-plated beryllium copper.


Above specifications apply to the models on this page

### SMA 50Ω Plug




Model#	Description	Cable Group RG /U
72943	Straight Crimp	58
72945	Straight Crimp	142, 400
72946	Straight Crimp	174, 188, 316
72950	Straight Crimp, Reverse Polarity	174, 188, 316

### SMA 50Ω Plug, Right-Angle Crimp




Model#	Cable Group RG /U
72958	58
72959	141, 174, 188, 316
72960	142, 400

### SMA 50Ω Jack, Straight Crimp




Model#	Cable Group RG /U
72953	142, 400
72954	174, 188, 316

### SMA 50Ω Jack, Bulkhead Crimp




Model#	Cable Group RG /U
72956	174, 178, 188, 316

### SMA 50Ω Jack, Panel Receptacle



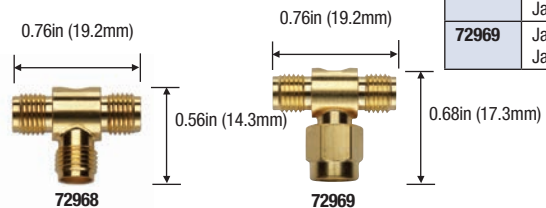
Model#	Description
72961	2 Hole
72962	4 Hole

### SMA 50Ω Within Series Adapters




Model#	Description
72964	Plug (m/m)
72966	Jack (f/f)
72967	Jack, Reverse Polarity (f/f)
72973	Jack (f) to Jack (f)
72974	Jack to Reverse SMA Plug

### SMA 50Ω T Type



Model#	Description
72968	Jack (f)/ Jack (f)/Jack (f)
72969	Jack (f)/Plug (m)/ Jack (f)

### SMA 50Ω Jack, Straight PCB Receptacle




72963

### SMA 50Ω Jack, Straight PCB Receptacle Edge Mount



72970

### SMA 50Ω Jack, Right-Angle PCB Receptacle



72971

\*see rating message at start of section.



**RF SMB Connectors**


**Bandwidth:** 3-4 GHz, depending upon connector (see data sheet on website).

**Rating:** For CE compliance and personal safety, do not hold in hand when voltages exceed 30 Vrms/42.4 Vpk/60 Vdc or current exceeds 8A maximum. Maximum voltage for *hands free use*: 250 Vrms. Do not use on circuits where transient stresses can exceed the rated voltage.

**Materials:** *Body:* machined brass, gold-plated finish; *Center Contacts:* plug: gold-plated brass; Jack: gold-plated beryllium copper.


Above specifications apply to the models on this page except 5375

**SMB Jack, Straight Crimp**



Model#	Ω	Cable Group RG_U
72984	50	174, 188, 316

**SMB 50Ω Plug, Panel Receptacle**




72999

**SMB 50Ω Plug, Straight PCB Receptacle**




72995

**SMB Jack, Right-Angle Crimp**



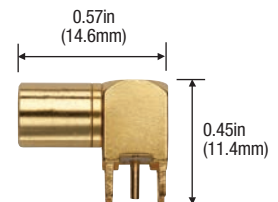
Model#	Ω	Cable Group RG_U
72992	50	174, 188, 316

**SMB 50Ω Jack, Straight PCB Receptacle**



72996

**SMB 50Ω Plug, Right-Angle PCB Receptacle**



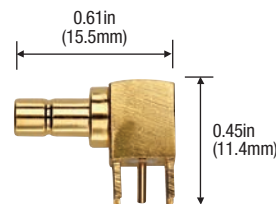
72997

**SMB Plug, Straight Crimp**




Model#	Ω	Cable Group RG_U
72981	50	174, 188, 316

**SMB 50Ω Jack, Right-Angle PCB Receptacle**




72998

**SMB Plug, Right-Angle Crimp**



Model#	Ω	Cable Group RG_U
72988	50	174, 188, 316


**SMB Plug, Bulkhead**



Model#	Ω	Cable Group RG_U
73000	50	174, 188, 316

## RF Between Series Adapters

### SMA to BNC




Model#	Type
4288	SMA (m) to BNC (m)
4290	SMA (m) to BNC (f)
4289	SMA (f) to BNC (m)
4291	SMA (f) to BNC (f)

**Rating:** Maximum voltage for *hands free use*: 335 Vrms\*.

**Impedance:** 50Ω.

**SMA:** *Shell:* gold-plated brass; *Center Contacts:* male: gold-plated brass; female: gold-plated beryllium copper; *Dielectric:* PTFE.

### SMA to Type N




Model#	Type
4296	SMA (m) to type N (m)
4298	SMA (m) to type N (f)
4297	SMA (f) to type N (m)
4299	SMA (f) to type N (f)

**Rating:** Maximum voltage for *hands free use*: 335 Vrms\*.

**Impedance:** 50Ω.

**Material:** *Shell:* gold-plated brass; *Center Contacts:* gold-plated brass; *Dielectric:* PTFE.

### SMA to TNC




Model#	Type
4292	SMA (m) to TNC (m)
4294	SMA (m) to TNC (f)
4293	SMA (f) to TNC (m)
4295	SMA (f) to TNC (f)

Maximum voltage for *hands free use*: 335 Vrms\*.

**Impedance:** 50Ω.

**Material:** *Shell:* gold-plated brass; *Center Contacts:* gold-plated brass; *Dielectric:* PTFE.

### SMA to SMB




Model#	Type	
72976	SMA (m) to SMB (m)	50
72977	SMA (m) to SMB (f)	
72978	SMA (f) to SMB (m)	
72979	SMA (f) to SMB (f)	

**Bandwidth:** 0-12.4 GHz on flexible cable.

**Rating:** For CE compliance and personal safety, do not hold in hand when voltages exceed 30 Vrms/42.4 Vpk/60 Vdc or current exceeds 8A maximum. Maximum voltage for *hands free use*: 500 Vpeak: RG58, 141, 143; 375 Vpeak: RG174, 188, 316. Do not use on circuits where transient stresses can exceed the rated voltage.

**Materials:** *Body:* machined brass, gold-plated finish; *Center Contacts:* plug: gold-plated brass; jack: gold-plated beryllium copper.

### BNC to F




Model#	Type
6779	BNC (m)/F (f)
6780	BNC (f)/F (f)
6781	F (m)/BNC (f)
6782	BNC (m)/F (m)

**BNC:** *Shell:* tarnish resistant nickel-plated brass; *Center Contact:* male: gold-plated brass; female: gold-plated beryllium copper (except as noted); *Dielectric:* PTFE.

\*see rating message at start of section.

**Triaxial to BNC**



Model#	Type
5299	3 Lug Triax (f)/BNC (m) adapter
5298	2 Lug Triax (f)/BNC (m) adapter
5090	BNC (f)/2 Lug Triax (m) adapter
5300	BNC (f)/3 Lug Triax (m) adapter

**Triaxial:** *Body:* tarnish resistant nickel-plated brass; *Center Contact:* male: gold-plated brass; female: gold-plated beryllium copper; *Outer Contact:* gold-plated beryllium copper; *Dielectric:* PTFE.

**BNC to TNC**




Model#	Type
3844	BNC (f)/TNC (m)

**Rating:** Maximum voltage for *hands free use:* 500 Vrms\*, -85°F to +325°F (-65°C to +165°C) (except as noted).

**Impedance:** 50Ω (except as noted).

**BNC:** *Shell:* tarnish resistant nickel-plated brass; *Center Contact:* male: gold-plated brass; female: gold-plated beryllium copper (except as noted); *Dielectric:* PTFE.

**BNC Female to Phono (RCA) Male**



**Model# 5319**

**Rating:** *Hands free testing in controlled voltage environment:* 500 Vrms\*, 216°F (+102°C) max.

**BNC:** *Center Contact:* gold-plated.

**UHF to BNC**



Model#	Type	Special Features
3287	BNC (m)/UHF (f)	Phos. Bronze Contact Nonconstant Impedance
3286	BNC (f)/UHF (m)	Nonconstant Impedance

**Rating:** Maximum voltage for *hands free use:* 335 Vrms\*, -85 to +325°F (-65 to +165°C) (except as noted).


**Impedance:** 50Ω (except as noted).

**UHF:** *Shell:* tarnish resistant nickel-plated brass; *Center Contact:* male: gold-plated brass; female: gold-plated beryllium copper (except as noted); *Dielectric:* PTFE.



3286


**BNC Male to Phono Jack**



**Model# 4054**

**Rating:** *Hands free testing in controlled voltage environment:* 500 Vrms\*, +257°F (+125°C) max.

**BNC Female to 1/4in (6.35mm) Phone Plug**



**Model# 1297**

**Rating:** *Hands free testing in controlled voltage environment:* 500 Vrms\*, +257°F (+125°C) max.

Convert 2 conductor audio jacks to BNC.

**Type N to BNC**



Model#	Type	Special Features
3535	BNC (m)/N (f)	
3288	BNC (f)/N (m)	Beryllium Copper Male Contact

**Rating:** Maximum voltage for *hands free use:* 500 Vrms max., -85 to +325°F (-65 to +165°C) (except as noted).

**Impedance:** 50Ω (except as noted).

**N:** *Shell:* tarnish resistant nickel-plated brass; *Center Contact:* male: gold-plated brass; female: gold-plated beryllium copper (except as noted); *Dielectric:* PTFE.



3288

**BNC Female to Two Conductor, 0.14in (3.5mm) Dia. Mini Phone Plug**



**Model# 3837**


**Rating:** *Hands free testing in controlled voltage environment:* 500 Vrms\*, +257°F (+125°C) max.

Convert 2 conductor audio jacks to BNC.



# RF Between Series Adapters

## TNC Connectors




Model#	Type	Cable Group RG /U BNC
73054	TNC (m) Right Angle	55, 142, 223, 400
73056	TNC (m)	58, 141
73057	TNC (m)	59, 62

**N:** Body: nickel-plated brass; Center Contact: gold-plated brass; Insulators: PTFE.

**Impedance:** 50Ω.

**Rating:** Maximum voltage for *hands free use*: 1500 V.

## TNC Adapter



Model#	Type
73053	TNC (f/m) Right Angle

**N/TNC:** Body: nickel-plated brass; Center Contact: male: gold-plated brass, female: gold-plated phosphor bronze; Insulators: PTFE.

**Impedance:** 50Ω.

**Rating:** Maximum voltage for *hands free use*: 1500 V.

## UHF Connectors




Model#	Type	Cable Group RG /U
73059	UHF (m)	8, 9, 11, 63, 87A, 213, 214, 225

**UHF:** Body: nickel-plated brass; Center Contact: gold-plated phosphor bronze; Insulators: PTFE.

**Rating:** Maximum voltage for *hands free use*: 750 V.

## UHF Adapter




Model#	Type
73058	UHF (f/f)

**UHF:** Body: nickel-plated brass; Center Contact: gold-plated phosphor bronze; Insulators: PTFE.

**Rating:** Maximum voltage for *hands free use*: 750 V.

## Strain Relief Boot



Model#	Fits Cable Types	For Cable O.D.
5155-*	RG 58, 141	0.185in - .200 (4.70mm - 5.08mm)
5156-*	RG 59, 62, 210	0.237in - .247in (6.02mm - 6.27mm)
5157-*	RG 174, 187, 188	0.090in - .110in (2.29mm - 2.79mm)

**Rating:** +122°F (+50°C) Max.

Use with crimp type connectors.

Sold in packages of 10.

**\*Std. Colors:** -0 Black, -2 Red

## BNC Male with Strain Relief Boot



Make your own cable with strain relief.

5076: Black boot with nut only.

For use with connectors using a 7/16-28 clamp nut. Simply replace supplied nut with the one on the boot.

**Rating:** Maximum voltage for *hands free use*: 500 Vrms\*, +122°F (+50°C) max.

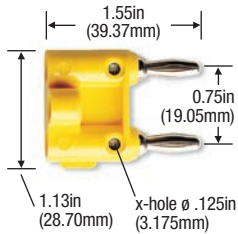
Model#	Fits Cable Types	For Cable O.D.
5066-*	RG 58, 141	0.185in - 0.200 (4.70mm - 5.08mm)
5068-*	RG 174, 187, 188	0.090in - 0.110in (2.29mm - 2.79mm)
5076-*	RG 58, 141	0.185in - 0.200in (4.70mm - 5.08mm)

\*Available in -0 black only

## Banana Plugs and Jacks

Just need a reliable plug or jack? Making your own test set? Pomona Electronics' selection is designed to meet demanding electrical characteristics. Nickel-plated plugs feature brass bodies and one-piece heat-treated beryllium copper springs with nylon or ABS insulation. Choose Pomona for the reliable and dependable connections your work demands.

### Double Banana Plug with Wire Guide, Stackable, Solderless




Model#	Plating	Insulation	*Std. Colors
MDP-*	Nickel	Polypropylene	-0 Black, -1 Brown, -2 Red, -3 Orange, -4 Yellow, -5 Green, -6 Blue, -7 Violet, -8 Gray, -9 White
4892-*	Gold	Polypropylene	-0 Black, -2 Red
4898-*	Nickel	Polyphenylene Sulfide	-0 Black, -6 Blue
4914	Set screws 8-32 x 0.210in (5.33mm), 100/pk		

Set screws secure wire. Simplifies cable construction or component mounting. Accepts cables to 0.22in (5.59mm) dia. max., (18-22 AWG wire).

**Material:** Banana Plug/Jack: brass; Spring: heat treated beryllium copper; Finish: nickel plating.

**Rating:** For CE compliance and for personal safety, do not hold in hand when voltages exceed 30 Vrms/42.4 Vpk/60 Vdc or current exceeds 8A maximum. Maximum voltage for hands free use: 5000 Vdc. Do not use on circuits where transient stresses can exceed the rated voltage. 15A, +122°F (+50°C) (Model 4898, +302°F (+150°C) max.).

### Double Banana Plug with Solder Turret Terminals



#### Model# MDP-ST

Similar to MDP above except with bright tin plated solder turrets. Accepts cables to 0.215in (5.46mm) dia. max.

**Material:** Banana Plug/Jack: brass; Spring: heat treated beryllium copper; Finish: nickel plating; Insulation: polypropylene.

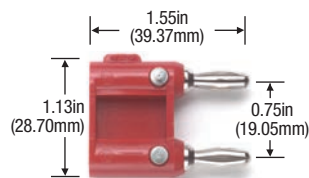
**Rating:** For CE compliance and for personal safety, do not hold in hand when voltages exceed 30 Vrms/42.4 Vpk/60 Vdc or current exceeds 8A maximum. Maximum voltage for hands free use: 5000 Vdc. Do not use on circuits where transient stresses can exceed the rated voltage. 15A, +131°F (+55°C) max.

**Color:** Black.

#### Model# 4914

Set screws 8-32 x 0.210in (5.33mm), 100/pk.

### Double Banana Plug with Solder Turret Terminals



#### Model# 1330-ST-\*


Similar to Model 1330 above, but features bright tin plated solder turrets.

**Material:** Banana Plug/Jack: brass; Spring: heat treated beryllium copper; Finish: nickel plating; Insulation: polypropylene.

**Rating:** For CE compliance and for personal safety, do not hold in hand when voltages exceed 30 Vrms/42.4 Vpk/60 Vdc or current exceeds 8A maximum. Maximum voltage for hands free use: 5000 Vdc. Do not use on circuits where transient stresses can exceed the rated voltage. 15A, +122°F (+50°C) max.

\*Std. Colors: -0 Black, -2 Red.

### Double Banana Plug with Shorting Bar



#### Model# MDP-S-\*

Banana plugs internally shorted with #18 AWG wire.

X-hole accepts standard banana plug.

**Material:** Banana Plug/Jack: brass; Spring: heat treated beryllium copper; Finish: nickel plating; Insulation: Polypropylene.


**Rating:** For CE compliance and for personal safety, do not hold in hand when voltages exceed 30 Vrms/42.4 Vpk/60 Vdc or current exceeds 8A maximum. Maximum voltage for hands free use: 5000 Vdc. Do not use on circuits where transient stresses can exceed the rated voltage. 15A, +122°F (+50°C) max.

\*Std. Colors: -0 Black, -2 Red, -9 White.

#### Model# 4914

Set screws 8-32 x 0.210in (5.33mm), 100/pk.

### Double Banana Plug, Stackable, Solderless



#### Model# 1330-\*

Similar to MDP without cable loop.

Features recess for mounting small components with set screws.

Model 1330 has setscrews like MDP.

**Material:** Banana Plug/Jack: brass; Spring: heat treated beryllium copper; Finish: nickel plating; Insulation: Polypropylene.

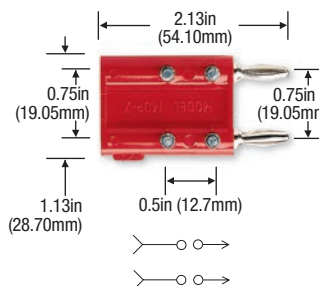
**Rating:** For CE compliance and for personal safety, do not hold in hand when voltages exceed 30 Vrms/42.4 Vpk/60 Vdc or current exceeds 8A maximum. Maximum voltage for hands free use: 5000 Vdc. Do not use on circuits where transient stresses can exceed the rated voltage. 15A, +122°F (+50°C) max.

\*Std. Colors: -0 Black, -2 Red.

#### Model# 4914

Set screws 8-32 x 0.210in (5.33mm), 100/pk.

### Isolated Double Banana Plug with Four Solder Terminals



#### Model# MDP-X

Use to make your own attenuator, balun or filter. Jacks are isolated from plugs.

**Material:** Banana Plug/Jack: brass; Spring: heat treated beryllium copper; Finish: nickel plating; Insulation: Polypropylene; Solder turrets: bright tin plated.

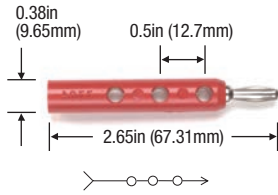
**Rating:** For CE compliance and for personal safety, do not hold in hand when voltages exceed 30 Vrms/42.4 Vpk/60 Vdc or current exceeds 8A maximum. Maximum voltage for hands free use: 2500 Vdc. Do not use on circuits where transient stresses can exceed the rated voltage. 15A, +131°F (+55°C) max.

**Color:** Red.

# Banana Plugs and Jacks

## QUAD Stacking Plug

Model# 3364-\*



Features one in-line stacking and three cross-stacking connections.

All jacks are connected to plug.


**Material:** Banana Plug/Jack: brass; Spring: heat treated beryllium copper; Finish: nickel plating; Insulation: ABS.

**Rating:** For CE compliance and for personal safety, do not hold in hand when voltages exceed 30 Vrms/42.4 Vpk/60 Vdc or current exceeds 8A maximum. Maximum voltage for *hands free use*: 5000 Vdc. Do not use on circuits where transient stresses can exceed the rated voltage. 15A, +122°F (+50°C) Max.

\*Std. Colors: -0 Black, -2 Red.

## Triple Banana Plug, Stackable, Solderless

Model# 2970-\*



Use for balanced line 2 conductor shielded cable assemblies. Accepts cables to 0.250in (6.35mm) dia. max., Setscrews secure wires.

**Material:** Banana Plug/Jack: brass; Spring: heat treated beryllium copper; Finish: nickel plating; Insulation: Polypropylene.

**Rating:** For CE compliance and for personal safety, do not hold in hand when voltages exceed 30 Vrms/42.4 Vpk/60 Vdc or current exceeds 8A maximum. Maximum voltage for *hands free use*: 5000 Vdc. Do not use on circuits where transient stresses can exceed the rated voltage. 15A, +122°F (+50°C) max.

\*Std. Colors: -0 Black, -2 Red.

## 4mm Safety Banana Jack to Banana Plug Adapter

Model# 6728



Accepts safety-sheathed 4mm banana plug and adapts to standard banana plug.


**Material:** nickel plated brass.

**Rating:** For CE compliance and for personal safety, do not hold in hand when voltages exceed 30 Vrms/42.4 Vpk/60 Vdc or current exceeds 8A maximum, -10 to +55°C.

\*Std. Colors: -0 Black, -2 Red.

## Double Banana Plug Splice

Model# 1823-\*



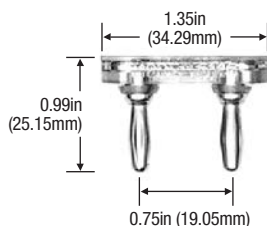
Provides rapid method for splicing cables.

**Rating:** For CE compliance and for personal safety, do not hold in hand when voltages exceed 30 Vrms/42.4 Vpk/60 Vdc or current exceeds 8A maximum. Maximum voltage for *hands free use*: 5000 Vdc. Do not use on circuits where transient stresses can exceed the rated voltage. 15A, +131°F (+55°C) max.

\*Std. Colors: -0 Black, -2 Red.

## Insulated Double Banana Plug Shorting Bar

Model# 5145



Shorting bar is completely insulated in clear ABS thermoplastic.


Fits standard 0.166in (4.22mm) dia. banana jack.

**Material:** Banana Plug Body: brass; Spring: beryllium copper; Finish: nickel plating.

**Rating:** 15A, +122°F (+50°C) max., resistance less than 1.5mΩ.

## Single Banana Plug Splice

Model# 1829-\*




Provides rapid method for splicing single banana plug patch cords.

**Rating:** For CE compliance and for personal safety, do not hold in hand when voltages exceed 30 Vrms/42.4 Vpk/60 Vdc or current exceeds 8A maximum. Maximum voltage for *hands free use*: 5000 Vdc. Do not use on circuits where transient stresses can exceed the rated voltage. 15A, +55°C (+131°F) max.

\*Std. Colors: -0 Black, -2 Red.

## Do-It-Yourself 4mm Stackable Banana Plug, Solder

Model# 6721



Build your own safety stacking leads with do-it-yourself safety-sheathed 4mm stackable banana plugs.

**Material:** Contacts: nickel-plated brass; Insulation: lucel acetal polymer.

**Rating:** IEC61010 1000V Category III\*\*, 20A, 14 to 176°F (-10 to +95°C).

\*Std. Colors: -0 Black, -2 Red.

\*\* When plug is correctly assembled and terminated.

## Do-It-Yourself 4mm Right Angle Banana Plug

Model# 6729



Build your own safety leads with do-it-yourself safety-sheathed 4mm right angle banana plug.

**Material:** Contacts: nickel-plated brass; Insulation: lucel acetal polymer.


**Rating:** IEC61010 1000V Category III\*\*, 20A, 14 to 176°F (-10 to +55°C).

\*Std. Colors: -0 Black, -2 Red.

\*\* When plug is correctly assembled and terminated.

## Do-It-Yourself Retractable Sheath Banana Plug

Model#	Color
122505A	Black
122506A	Red



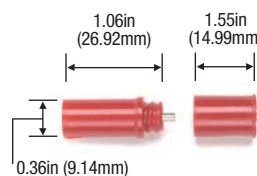
Do-It-Yourself Retractable Sheath Banana Plugs provide fast simple assembly and reliable performance.

**Rating:** For CE CAT II 300V, CAT III 150V. Maximum voltage for *hands free use*: 1000 Vrms, 20A, ≤ 2 mΩ.

Accepts 18-22 AWG wire.

## Do-It-Yourself In-Line Sheathed Banana Plug/Banana Jack

Model#	Accepts wire AWG	Wire Access Hole	Type
4933-*	22, 20, 18	0.159in (4.04mm) Dia.	Plug
4986-*	16, 14	0.200in (5.08mm) Dia.	Plug
4934-*	22, 20, 18	0.159in (4.04mm) Dia.	Jack



4933/4986 Plugs



4934 Jacks

These plugs and jacks are designed to fit together and provide protection from accidental shorting.


**Material:** Banana Plug/Jack: brass; Spring: beryllium copper; Insulation: polypropylene.

**Rating:** For CE compliance and for personal safety, do not hold in hand when voltages exceed 30 Vrms/42.4 Vpk/60 Vdc or current exceeds 8A maximum. Maximum voltage for *hands free use*: 1200V ac/dc. Do not use on circuits where transient stresses can exceed the rated voltage. 15A, +176°F (+80°C) max.

\*Std. Colors: -0 Black, -2 Red.



## Do-It-Yourself In-Line Sheathed (4mm) Banana Plug and Jack



Safety-rated plugs and jacks for use with any wire from 22 to 18 AWG with flexible insulation. Attaches to wire by crimp or soldering.

Plugs fit most sheathed DMM jacks and DMM test leads to make up your own banana plug or jack test lead or jumper.

See mating panel jacks (6387 on page 34).

**Material:** Banana Plug/Jack: brass; Spring: heat treated beryllium copper; Insulation: Santoprene®.


**Rating:** CAT II 300V, 15A, +275°F (+135°C) max.

**\*Std. Colors:** -0 Black, -2 Red, -02 Black and Red (2 per pkg).

\*Sold in pkgs of 10.

Model#	Type
6383-*	Plug
6383-02	
6384-*	Jack
6384-02	

## Do-It-Yourself Solderless Stackup Banana Plug with Safety Shield



Internal set screw holds wire firmly.

Safety collar insulates exposed wire leads.

Accepts standard banana plug and fits 0.166in (4.22mm) dia. banana jack.

**Material:** Banana Plug/Jack: brass; Spring: heat treated beryllium copper.

**Rating:** For CE compliance and for personal safety, do not hold in hand when voltages exceed 30 Vrms/42.4 Vpk/60 Vdc or current exceeds 8A maximum. Maximum voltage for hands free use: 5000 Vdc. Do not use on circuits where transient stresses can exceed the rated voltage. 15A, +122°F (+50°C) max. (Model 4899, +302°F (+150°C) max.).

Accepts 18-22 AWG wire.

Model#	Plating	Insulation	Std. Colors
1825-*	Nickel	Polypropylene	-0 Black, -1 Brown, -2 Red, -3 Orange, -4 Yellow, -5 Green, -6 Blue, -7 Violet, -8 Gray, -9 White. Sold in pkgs of 10
4897	Gold	Polypropylene	-0 Black, -2 Red
4899	Nickel	Polyphenylene Sulfide	-0 Black, -6 Blue. Sold in pkgs of 10
6545	Nickel	Polypropylene	Pkg of 1 ea. of all 10 colors

## Do-It-Yourself Solderless Stackup Banana Plug



4914 set screws 8-32 x 0.210 (5.33mm), 100/pkg.

Internal set screw holds wire firmly.

Accepts standard banana plug, fits standard 0.166in (4.22mm) dia. banana jack.

**Material:** Banana Plug/Jack: brass; Spring: heat treated beryllium copper.


**Rating:** For CE compliance and for personal safety, do not hold in hand when voltages exceed 30 Vrms/42.4 Vpk/60 Vdc or current exceeds 8A maximum. Maximum voltage for hands free use: 5000 Vdc. Do not use on circuits where transient stresses can exceed the rated voltage. 15A, +122°F (+50°C) max. (Model 5230, +302°F (+150°C) max.).

Accepts 18-22 AWG wire.

Model#	Plating	Insulation	Std. Colors
1325-*	Nickel	Polypropylene	-0 Black, -1 Brown, -2 Red, -3 Orange, -4 Yellow, -5 Green, -6 Blue, -7 Violet, -8 Gray, -9 White.
5406	Gold	Polypropylene	-0 Black, -2 Red
5230	Nickel	Polyphenylene Sulfide	-0 Black, -6 Blue
6546	Nickel	Polypropylene	Pkg of 1 ea. of all 10 colors

\*Sold in pkgs of 10.

## Rivet Type Banana Plug



Model#	"X"	Panel
3257	0.094in (2.39mm)	0.062in (1.57mm)
3258	0.125 (3.17mm)	0.093in (2.36mm)

Excellent for riveting to panels or boards.


Fits standard 0.166in (4.22mm) dia. banana jack.

**Material:** Banana Plug Body: brass; Spring: beryllium copper; Finish: nickel plating.

**Rating:** For CE compliance and for personal safety, do not hold in hand when voltages exceed 30 Vrms/42.4 Vpk/60 Vdc or current exceeds 8A maximum. Maximum voltage for hands free use: 5000 Vdc. Do not use on circuits where transient stresses can exceed the rated voltage. 15A.

Sold in pkgs. of 10.

## Rivet Type Banana Plug with Turret



Model# 3261

Excellent for riveting to panels or boards. Solder turret for rapid attachment of wires.

Fits standard 0.166in (4.22mm) dia. banana jack.

**Material:** Banana Plug Body: brass; Spring: beryllium copper; Finish: nickel plating.


**Rating:** For CE compliance and for personal safety, do not hold in hand when voltages exceed 30 Vrms/42.4 Vpk/60 Vdc or current exceeds 8A maximum. Maximum voltage for hands free use: 5000 Vdc. Do not use on circuits where transient stresses can exceed the rated voltage. 15A.

Sold in pkgs. of 10.

# Banana Plugs and Jacks

## Banana Plug with Threaded Stud and Solder Lug

Model#	Thread
3263	6-32 x .50in (12.70mm)
3264	8-32 x .50in (12.70mm)



Fits standard 0.166in (4.22mm) dia. banana jack.

**Material:** Banana Plug Body: brass; Spring: beryllium copper; Finish: nickel plating.

**Rating:** For CE compliance and for personal safety, do not hold in hand when voltages exceed 30 Vrms/42.4 Vpk/60 Vdc or current exceeds 8A maximum. Maximum voltage for *hands free use*: 5000 Vdc. Do not use on circuits where transient stresses can exceed the rated voltage. 15A.

Sold unassembled, in pkgs. of 10.

## Insulated Banana Plug and Jack with Flexible Boot, Solder or Crimp

Model#	Accepts wire AWG	Type	Mates with...
5169-*	22, 20, 18	Plug	Jack 5167
5170-*	16, 14		Jack 5168
5167-*	22, 20, 18	Jack	Plug 5169
5168-*	16, 14		Plug 5170



5169/5170 Boots



5167/5168 Jacks

Ideal for making patch cords or field repairs. Snap-on flexible PVC boot allows wire to be crimped or soldered to banana plug or jack.

Fits standard 0.166in (4.22mm) dia. banana jack.


**Material:** Boot: Banana Plug Body: brass; Spring: beryllium copper; Finish: nickel plating; Jack: nickel plated brass.

**Rating:** For CE compliance and for personal safety, do not hold in hand when voltages exceed 30 Vrms/42.4 Vpk/60 Vdc or current exceeds 8A maximum. Maximum voltage for *hands free use*: 5000 Vdc. Do not use on circuits where transient stresses can exceed the rated voltage. 15A, +122°F (+50°C) max.

\*Std. Colors: -0 Black, -2 Red.

## Banana Plug with Screw and Soldering Lug

Model#	Thread
3265	6-32 x 0.25in (6.35mm)
3266	8-32 x 0.25in (6.35mm)



Fits standard 0.166in (4.22mm) dia. banana jack.

**Material:** Banana Plug Body: brass; Spring: beryllium copper; Finish: nickel plating.

**Rating:** For CE compliance and for personal safety, do not hold in hand when voltages exceed 30 Vrms/42.4 Vpk/60 Vdc or current exceeds 8A maximum. Maximum voltage for *hands free use*: 5000 Vdc. Do not use on circuits where transient stresses can exceed the rated voltage. 15A.

Sold unassembled, in pkgs. of 10.


## 4mm Banana Plug with Threaded M3 Stud

Model#
72918

4mm plug with threaded M3 stud, 2 nuts; 12mm (0.5in) stud length.


Sold unassembled, in pkgs. of 10.

**Rating:** For CE compliance and for personal safety, do not hold in hand when voltages exceed 30 Vrms/42.4 Vpk/60 Vdc or current exceeds 8A maximum. Maximum voltage for *hands free use*: 5000 Vdc. Do not use on circuits where transient stresses can exceed the rated voltage. 36A.



## Panel Mount IEC61010 Banana Jacks for Sheathed Plugs

Model#	Color	Terminal
72912-0	Black	Threaded Stud
72912-2	Red	—
72913-0	Black	Solder Tab
72913-2	Red	—
72930*	—	Threaded Stud, Hexagonal Nut



**Material:** Gold-plated nickel (72912 and 72913).

**Rating:** 1000V Cat III, 36A Max.

\*Std. Colors: all except -3 orange, see below  
Sold in packages of 10 per color.

## Panel Mount IEC61010 4 mm (0.16in) Banana Jack for Sheathed Plugs

Model# 5931-\*

Accepts flexible test lead sets 5907A, 5908A, 5909A available on page 7.

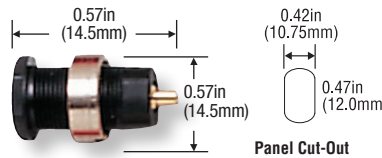
Max. Panel Thickness: 0.28in (7.0mm).

Insulation: Nylon.

**Rating:** 1000 V Cat III per IEC61010-031 and IEC61010-1, 25A.


\*Std. Colors: -0 Black, -2 Red, -5 Green, -6 Blue, -9 White.

Sold in pkgs. of 10 per color.



## Panel Mount Banana Jacks with Mounting Base

Model#	Mounting Base
2269-*	Double
5233-0	Double High-Temp
4601-0	Triple



Mounts in panels from 0.063in (1.60mm) to 0.375in (9.53mm) thick. One black, one red. Triple has green.

**Rating:** For CE compliance and for personal safety, do not hold in hand when voltages exceed 30 Vrms/42.4 Vpk/60 Vdc or current exceeds 8A maximum. Maximum voltage for *hands free use*: 2500 Vdc. Do not use on circuits where transient stresses can exceed the rated voltage. 15A.

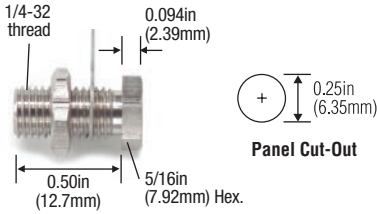
**Temp:** +239F (+115°C) [5233-0: +220°F (+428°C)].

\*Mounting base color: -0 Black, -2 Red.

Replacement hex nuts available on page 36.

**Uninsulated Banana Jack**

**Model# 3267**



Panel Cut-Out

Fits standard banana plug.

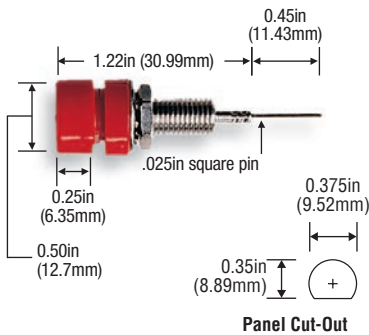
**Material:** nickel-plated brass.

**Rating:** For CE compliance and for personal safety, do not hold in hand when voltages exceed 30 Vrms/42.4 Vpk/60 Vdc or current exceeds 8A maximum. Maximum voltage for hands free use: 5000 Vdc. Do not use on circuits where transient stresses can exceed the rated voltage. 15A.

Replacement hex nuts available on page 36.

**Banana Jack with Wire Wrap Terminal**

**Model# 4005-\***



Panel Cut-Out

**Material:** Jack: nickel-plated brass; Terminal: gold-plated phosphor bronze; Insulation: polycarbonate.

**Rating:** For CE compliance and for personal safety, do not hold in hand when voltages exceed 30 Vrms/42.4 Vpk/60 Vdc or current exceeds 8A maximum. Maximum voltage for hands free use: 2500 Vdc. Do not use on circuits where transient stresses can exceed the rated voltage. 3A, +239°F (+115°C) max.


**\*Std. Colors:** -0 Black, -2 Red.

Sold in pkgs. of 10 per color.

Replacement hex nuts available on page 36.

**Terminal Strip Banana Jack Adapter**

Model#	Thread	Vrms	Torque In/Lb	X Stud Length
5699-*	6-32	1100	7	0.25in (6.35mm)
5700-*	8-32	1600	16	0.32in (8.13mm)
5701-*	10-32	1700	25	0.32in (8.13mm)




This adapter provides a banana jack connection by replacing the screw in a terminal strip. Secure connections can be made with standard banana plug patch cords without breaking the connection to the terminal strip. Banana jack 0.166in (4.22mm) dia.

**Material:** Banana Jack: nickel-plated brass; Insulation: Nylon.

**\*Std. Colors:** -0 Black, -2 Red, -3 Orange, -4 Yellow, -9 White.

**Ratings:** For CE compliance and for personal safety, do not hold in hand when voltages exceed 30 Vrms/42.4 Vpk/60 Vdc or current exceeds 8A maximum. Maximum voltage for hands free use: (see chart for Vrms for each model#). Do not use on circuits where transient stresses can exceed the rated voltage. 25A, +216°F (+102°C) max.

**Panel Mount Banana Jack**



Panel Cut-Out

Model#	Plating	Insulation	Std. Colors
1581-*	Bright tin	Polycarbonate	-0 Black, -1 Brown, -2 Red, -3 Orange, -4 Yellow, -5 Green, -6 Blue, -7 Violet, -8 Gray, -9 White
2854-*	Gold	Polycarbonate	-0 Black, -1 Brown, -2 Red, -4 Yellow, -5 Green, -6 Blue, -8 Gray, -9 White
4900-*	Bright tin	Polyphenylene Sulfide	-0 Black, -6 Blue

Mounts in panels ranging in thickness from 0.063in (1.60mm) to 0.375in (9.53mm).

**Material:** Brass.

**Rating:** For CE compliance and for personal safety, do not hold in hand when voltages exceed 30 Vrms/42.4 Vpk/60 Vdc or current exceeds 8A maximum. Maximum voltage for hands free use: 2500 Vdc.

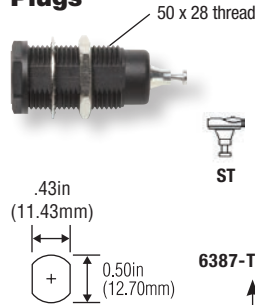
Do not use on circuits where transient stresses can exceed the rated voltage. 15A, +239°F (+115°C) max. (Model 4900, +428°F (+220°C) max.).

Mounting Bases and replacement hex nuts available on page 35.

Sold in pkgs. of 10 per color.

**Panel Mount Banana Jacks for Sheathed Plugs**

Model#	Std. Colors
6387-ST-T-*	-0 Black, -2 Red



Panel Cut-Out



These banana jacks fit most DMM plugs and all sheathed Pomona plugs. Available with several different terminals. Threaded and press-in style.

**Rating:** Designed to meet IEC61010 CAT III 1000 Vrms., 15A.

Sold in packages of 10.

Comes with Hex Nut and Lock Washer.


Replacement hex nuts available on page 36.

**Color Options:** -0 Black, -2 Red.

**Plating Option:** T= Tin

**Terminal Type:** ST= Solder Turret

**Terminal Strip Banana Jack Adapter**



Easily connect safety sheathed banana plug test leads to terminal strips via this Terminal Strip Banana Jack Adapter.

**Material:** Contacts: nickel-plated brass, Insulation: polypropylene.

**\*Std. Colors:** -0 Black, -2 Red, -4 Yellow, -6 Blue.

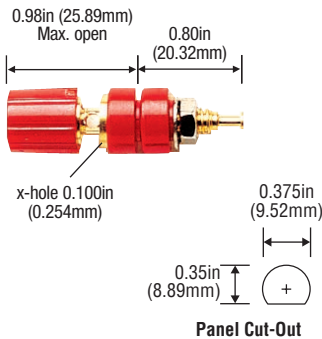
Model#	Thread	Torque In/Lb	Length
73084-*	6-32 male	7	1.92in (4.88cm)
73085-*	10-32 male	20	1.92in (4.88cm)
73086-*	10-32 female	20	1.54in (3.91cm)
73088-*	8-32 male	16	1.92in (4.88cm)

**Rating:** For CE Compliance and for personal safety, do not hold in hand when voltages exceed 30 Vrms/42.4 Vpk/60 Vdc or current exceeds 8A maximum. Maximum voltage for hands free use: 600 Vrms. Do not use on circuits where transient stresses can exceed the rated voltage. 20A, -10° C to +80° C (+14° F to 176° F).



# Banana Plugs and Jacks

## Binding Posts



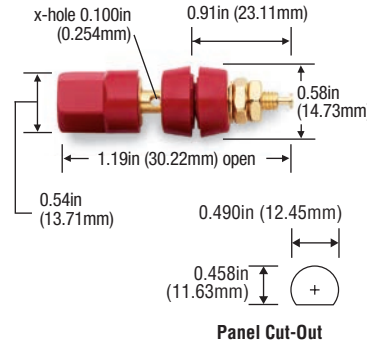
Model#	Material
3750-*	Gold-plated brass
3760-*	Bright tin-plated brass
3770-*	Gold-plated tellurium copper

**Insulation:** Polycarbonate.

**Rating:** For CE compliance and for personal safety, do not hold in hand when voltages exceed 30 Vrms/42.4 Vpk/60 Vdc or current exceeds 8A maximum. Maximum voltage for *hands free use*: 2500 Vdc. Do not use on circuits where transient stresses can exceed the rated voltage. 15A, +239°F (+115°C) max.

\***Std. Colors:** 3750 and 3760: all 10 colors. 3770: -0 Black, -2 Red. Sold unassembled.

## Hex Head Binding Post



**Model# 5018-\***


Meets MIL-P-55149/1A.

**Material:** Binding Post Body, Nuts, Lockwasher: gold-plated brass; Insulation: Nylon MIL-P-20693.

**Rating:** For CE compliance and for personal safety, do not hold in hand when voltages exceed 30 Vrms/42.4 Vpk/60 Vdc or current exceeds 8A maximum. Maximum voltage for *hands free use*: 1500 Vrms. Do not use on circuits where transient stresses can exceed the rated voltage. 30A, +176° (+80°C) max.

\***Std. Colors:** -0 Black, -2 Red, -4 Yellow, -5 Green, -6 Blue, -9 White.

## Binding Post with Double Mounting



**Model# 4243-\***

Accepts standard banana plugs and 0.080in (2.03mm) pin tips, wires and probe tips in 0.10in (2.54mm) cross-hole.


One black and one red binding post.

**Material:** Binding Post: bright tin-plated brass; Insulation: polycarbonate.

**Rating:** For CE compliance and for personal safety, do not hold in hand when voltages exceed 30 Vrms/42.4 Vpk/60 Vdc or current exceeds 8A maximum. Maximum voltage for *hands free use*: 2500 Vdc. Do not use on circuits where transient stresses can exceed the rated voltage. 15A, +239°F (+115°C) max.

\***Mtg. Base Colors:** -0 Black, -2 Red.

## Spring Loaded Binding Post



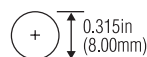
**Model# 4995-\***

Meets MIL-P-55149/8.

Silicone rubber O-rings provide water resistant seal when mounted in panels from 0.062in to 0.125in (15.75mm to 3.18mm) thick.


**Material:** Nickel-plated brass.

\***Std. Colors:** -0 Black, -2 Red.



Panel Cut-Out

## Dual Binding Posts



Model#	Base
6883	Standard
6884	Raised Base

5-way binding post with 3.91 mm (0.154 in) cross-hole that accepts up to 12 AWG wire and standard banana plugs. Posts are spaced at the standard 3/4 inch spacing to mate to dual banana plugs.

**Material:** Binding Post: nickel-plated brass. Insulators: nylon.

**Rating:** 30A current.

## Spring Loaded Binding Post



**Model# 4770-\***

Mounts in panels from 0.06in (1.6mm) to 0.38in (9.53mm) thick.

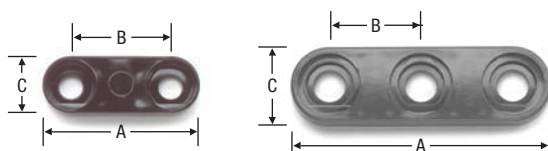
Accepts wires or plugs up to 0.08in (2.16mm) dia. with insulation up to 0.16in (4.06mm).

**Material:** Body: tin plated brass; Insulation: polycarbonate.

**Rating:** For CE compliance and for personal safety, do not hold in hand when voltages exceed 30 Vrms/42.4 Vpk/60 Vdc or current exceeds 8A maximum. Maximum voltage for *hands free use*: 630 Vdc. Do not use on circuits where transient stresses can exceed the rated voltage. 15A, +239°F (+115°C) max.

\***Std. Colors:** -0 Black, -2 Red.

## Binding Post/Banana Jack Mounting Bases



For binding post models 3750, 3760, 3770

Model#	Type	Used with	A	B	C
3862-*	Double	Standard	1.19in (30.22mm)	0.75in (19.05mm)	0.44in (11.18mm)
3863-*	Triple	Binding Posts	1.94in (49.28mm)	0.75in (19.05mm)	0.44in (11.18mm)
4619-*	Double	Miniature	0.87in (22.09mm)	0.50in (12.70mm)	0.38in (9.65mm)
4614-*	Triple	Banana Jacks	1.38in (35.05mm)	0.50in (12.70mm)	0.38in (9.65mm)
4654-*	Double	Standard	1.38in (35.05mm)	0.75in (19.05mm)	0.63in (16.00mm)
4590-*	Triple	Banana Jacks	2.13in (54.10mm)	0.75in (19.05mm)	0.63in (16.00mm)

Mount banana jacks and binding posts at standard 0.75in (19.05mm) spacing.

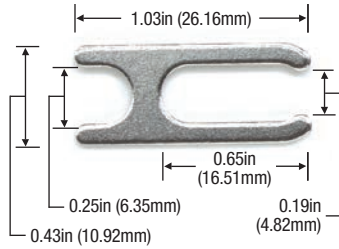
**Material:** polycarbonate

**Rating:** +239°F (+115°C) Max.

\***Std. Colors:** -0 Black.

Sold in pkgs. of 10.


**Shorting Link for Standard Binding Posts**



**Model# 4115**

Solid shorting link for binding posts.  
**Material:** nickel-plated brass.  
**Rating:** 15A.  
Sold in pkgs. of 10.  
Fits Binding Posts on 0.750in (19.05mm) centers.


**Miniature Double Banana Plug with Set Screws, Stackable, Solderless**



**Model# 2244-\***

Internal set screws secure cable up to 0.15in (3.81mm) dia. or components.  
Plugs fit miniature 0.104in (2.64mm) dia. jacks.  
**Material:** Banana Plug/Jack: brass; Spring: beryllium copper; Finish: gold plating; Insulation: ABS  
**Rating:** For CE compliance and for personal safety, do not hold in hand when voltages exceed 30 Vrms/42.4 Vpk/60 Vdc or current exceeds 8A maximum. Maximum voltage for hands free use: 2500 Vdc. Do not use on circuits where transient stresses can exceed the rated voltage. 5A, +122°F (+50°C) max.  
**\*Std. Colors:** -0 Black, -2 Red.

**Miniature Solderless Type Triple Banana Plug with Wire Guide**



**Model# 4653-0**

Use for balanced line 2 conductor shielded cable assemblies.  
**Material:** Banana Plug/Jack: brass; Spring: beryllium copper; Finish: gold plating; Insulation: ABS.  
**Rating:** For CE compliance and for personal safety, do not hold in hand when voltages exceed 30 Vrms/42.4 Vpk/60 Vdc or current exceeds 8A maximum. Maximum voltage for hands free use: 2500 Vdc. Do not use on circuits where transient stresses can exceed the rated voltage. 5A, +122°F (+50°C) max.  
Cable strain relief I.D. 0.19in (4.82mm).  
Setscrews secure wires.

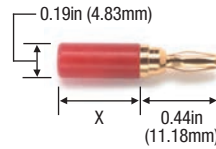
**Replacement Hex Nuts**



Model#	Qty.	Finish	Wrench Size	Nut Thickness	Thread
6549	500	Nickel	3/16in	0.65in (16.51mm)	4-40
6547	500	Nickel	1/4in	0.95in (24.13mm)	6-32
6440	500	Nickel	1/4in	0.95in (24.13mm)	8-32
6548	100	Gold	3/8in	0.95in (24.13mm)	10-32
6441	500	Nickel	3/8in	0.95in (24.13mm)	1/4-32
6389	100	Nickel	9/16in	0.95in (24.13mm)	1/2-28

Hex Nut	6549	6547	6440	6548	6441	6389
Fits on	3276 4513	3263 4511 6271	2142 2143 2382 2383 2439 2440 3264 3542 3750 3760	3770 4022 4098 4243 4512 4543 4773 6272	5018	1581 2269 2854 3267 4005 4069 4601 4900 5233 6270


**Miniature Solder Type Banana Plug**



Model#	Insulator Length (X)
3690-*	0.45in (11.43mm)

Sold in pkgs. of 10  
**Material:** Banana Plug Body: brass; Spring: beryllium copper; Finish: gold plating; Insulation: nylon.  
**Rating:** For CE compliance and for personal safety, do not hold in hand when voltages exceed 30 Vrms/42.4 Vpk/60 Vdc or current exceeds 8A maximum. Maximum voltage for hands free use: 2500 Vdc. Do not use on circuits where transient stresses can exceed the rated voltage. 5A, +176°F (+80°C) max.  
**\*Std. Colors:** -0 Black, -2 Red.  
Fits miniature 0.104in (2.64mm) dia. banana jacks.

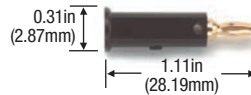
**Miniature Banana Plug with Threaded Stud**



Model#	X Length
3276	0.230in (5.84mm)
4513	0.480in (12.19mm)

Fits miniature 0.104in (2.64mm) dia. banana jacks.  
Furnished with 4-40 hex nut, 4-40 threaded stud.  
**Material:** Banana Plug Body: brass; Spring: beryllium copper; Finish: gold plating.  
**Rating:** For CE compliance and for personal safety, do not hold in hand when voltages exceed 30 Vrms/42.4 Vpk/60 Vdc or current exceeds 8A maximum. Maximum voltage for hands free use: 2500 Vdc. Do not use on circuits where transient stresses can exceed the rated voltage. 5A.  
Replacement hex nut available on page 36.  
Sold unassembled, in pkgs. of 10.


**Do-It-Yourself Miniature Banana Plug, Stackable, Solderless**



**Model# 2944-\***

Fits miniature 0.104in (2.64mm) dia. banana jacks.  
Wire firmly held in place with internal set screw.  
**Material:** Banana Plug/Jack: brass; Spring: beryllium copper; Finish: gold plating; Insulation: ABS.  
**Rating:** For CE compliance and for personal safety, do not hold in hand when voltages exceed 30 Vrms/42.4 Vpk/60 Vdc or current exceeds 8A maximum. Maximum voltage for hands free use: 2500 Vdc. Do not use on circuits where transient stresses can exceed the rated voltage. 5A, +122°F (+50°C) max.  
**\*Std. Colors:** -0 Black, -2 Red.


**Do-It-Yourself Miniature Banana Plug with Safety Shield, Stackable, Solderless**



**Model# 2945-\***

Fits miniature 0.104in (2.64mm) dia. banana jacks.  
Wire firmly held in place with internal set screw.  
**Material:** Banana Plug/Jack: brass; Spring: beryllium copper; Finish: gold plating; Insulation: ABS  
**Rating:** For CE compliance and for personal safety, do not hold in hand when voltages exceed 30 Vrms/42.4 Vpk/60 Vdc or current exceeds 8A maximum. Maximum voltage for hands free use: 2500 Vdc. Do not use on circuits where transient stresses can exceed the rated voltage. 5A, +122°F (+50°C) max.  
**\*Std. Colors:** -0 Black, -2 Red.

**Miniature Double Banana Plug with Shorting Bar**

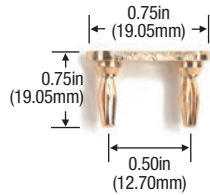


**Model# 2035-\***

Plugs fit miniature 0.104in (2.64mm) dia. banana jacks.  
Banana plugs internally shorted with 18 AWG wire.  
**Material:** Banana Plug/Jack: brass; Spring: beryllium copper; Finish: gold plating; Insulation: ABS.  
**Rating:** For CE compliance and for personal safety, do not hold in hand when voltages exceed 30 Vrms/42.4 Vpk/60 Vdc or current exceeds 8A maximum. Maximum voltage for hands free use: 2500 Vdc. Do not use on circuits where transient stresses can exceed the rated voltage. 5A, +122°F (+50°C) max.  
**\*Std. Colors:** -0 Black, -2 Red.

# Banana Plugs and Jacks

## Miniature Double Banana Plug Shorting Bar



**Model# 3030**

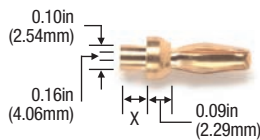
Center hole accepts 4-40 screw.

**Material:** Banana Plug Body: brass; Spring: beryllium copper; Finish: gold plating.

**Rating:** 5A. Resistance less than 1.5 mΩ.

Fits Miniature Binding Posts and Miniature Banana Jacks on 0.5in (12.70mm) centers.

## Miniature Rivet Type Banana Plug



Model#	Panel	X Dim.
3268	0.062in (1.57mm)	0.094in (2.39mm)
3271	0.093in (2.36mm)	0.125in (3.17mm)
3272	0.125in (3.17mm)	0.156in (3.96mm)


Fits miniature 0.104in (2.64mm) dia. banana jacks.

**Material:** Banana Plug Body: brass; Spring: beryllium copper; Finish: gold plating.

**Rating:** For CE compliance and for personal safety, do not hold in hand when voltages exceed 30 Vrms/42.4 Vpk/60 Vdc or current exceeds 8A maximum. Maximum voltage for hands free use: 2500 Vdc. Do not use on circuits where transient stresses can exceed the rated voltage. 5A.

Sold in pkgs. of 10.

## Miniature Binding Post



Model#	Plating
2382-*	Gold
2439-*	Tin

Accepts miniature banana plug.

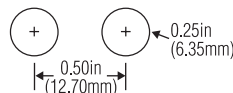
8-32 hex nut and lockwasher included.

**Material:** Binding Post Body, Nut: brass; Lockwasher: steel; Insulation: polycarbonate.

**Rating:** For CE compliance and for personal safety, do not hold in hand when voltages exceed 30 Vrms/42.4 Vpk/60 Vdc or current exceeds 8A maximum. Maximum voltage for hands free use: 1500 Vdc. Do not use on circuits where transient stresses can exceed the rated voltage. 5A, +239°F (+115°C) max.


**\*Std. Colors:** -0 Black, -2 Red.

Replacement hex nuts available on page 36.



Panel Cut-Out

## Miniature Banana Jack with Wire Wrap Terminal



**Model# 4022-\***

Accepts miniature banana plugs.

Mounts in panels up to 0.250in (6.35mm) thick.

**Material:** Jack: nickel-plated brass; Terminal: gold-plated phosphor bronze; Insulation: polycarbonate.


**Rating:** For CE compliance and for personal safety, do not hold in hand when voltages exceed 30 Vrms/42.4 Vpk/60 Vdc or current exceeds 8A maximum. Maximum voltage for hands free use: 1500 Vdc. Do not use on circuits where transient stresses can exceed the rated voltage. 3A, +239°F (+115°C) max.

**\*Std. Colors:** -0 Black, -2 Red.

Sold unassembled, in pkgs. of 10.

Panel Cut-Out

## Miniature Insulated Binding Post with Double Mounting Base



Model#	Plating
2383-*	Gold
2440-*	Tin

Accepts miniature banana plugs.

8-32 hex nut and lockwasher included.

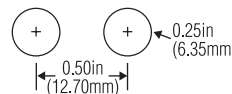
**Material:** Binding Post Body, Nut: brass; Lockwasher: steel; Insulation: polycarbonate.

**Rating:** For CE compliance and for personal safety, do not hold in hand when voltages exceed 30 Vrms/42.4 Vpk/60 Vdc or current exceeds 8A maximum. Maximum voltage for hands free use: 1500 Vdc. Do not use on circuits where transient stresses can exceed the rated voltage. 5A, +239°F (115°C) max.

**\*Mounting Base Colors:** -0 Black, -2 Red.

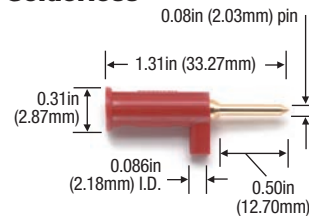
**\*Std. Colors:** 2383: -0 Black, -2 Red. 2440: -0 Black.

Replacement hex nuts available on page 36.



Panel Cut-Out

## Do-It-Yourself Pin Tip Plug with Safety Shield, Stackable, Solderless



**Model# 3548-\***

Accepts miniature banana plug.

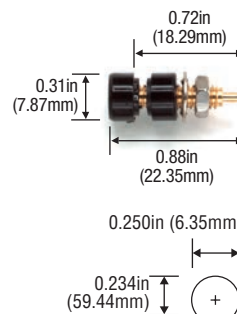
Wire firmly held in place with internal set screw.

**Material:** Pin Tip Plug/Jack: gold-plated brass; Insulation: ABS.

**Rating:** For CE compliance and for personal safety, do not hold in hand when voltages exceed 30 Vrms/42.4 Vpk/60 Vdc or current exceeds 8A maximum. Maximum voltage for hands free use: 3000 Vdc. Do not use on circuits where transient stresses can exceed the rated voltage. 5A, +122°F (+50°C) max.

**\*Std. Colors:** -0 Black, -2 Red.

## Miniature Banana Jack, Panel Mount



**Model# 2142-\***

Accepts miniature banana plugs. Mounts in panels up to 0.250in (6.35mm) thick.

**Material:** gold-plated brass; Insulation: polycarbonate.

**Rating:** For CE compliance and for personal safety, do not hold in hand when voltages exceed 30 Vrms/42.4 Vpk/60 Vdc or current exceeds 8A maximum. Maximum voltage for hands free use: 1500 Vdc. Do not use on circuits where transient stresses can exceed the rated voltage. 5A, +239°F (+115°C) max.

**\*Std. Colors:** -0 Black, -2 Red, -3 Orange, -4 Yellow, -5 Green, -6 Blue, -9 White.

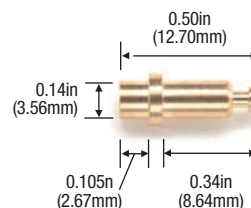
Uses hex nut 6440.

Replacement hex nuts available on page 36.

Sold unassembled, in pkgs. of 10 per color.

Panel Cut-Out

## Miniature Rivet Type Banana Jack with Turret



**Model# 3277**

Accepts miniature banana plugs.

Mounts in panels up to 0.062in (1.57mm) thick.

**Material:** Gold-plated brass.

**Rating:** For CE compliance and for personal safety, do not hold in hand when voltages exceed 30 Vrms/42.4 Vpk/60 Vdc or current exceeds 8A maximum. Maximum voltage for hands free use: 1500 Vdc. Do not use on circuits where transient stresses can exceed the rated voltage. 5A.

Sold in pkgs. of 10.

**Rec. Mounting Hole:** .140 ± .002 (9/64 Drill).

**Panel Thickness:** 0.062in (1.57mm)



**Miniature Banana Jack in Double Mounting Base, Panel Mount**

**Model# 2143-\***

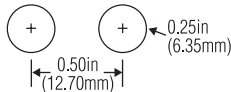

Accepts miniature banana plugs. Mounts in panels up to 0.188in (4.78mm) thick.

**Material:** gold-plated brass; *Insulation:* polycarbonate.

**Rating:** For CE compliance and for personal safety, do not hold in hand when voltages exceed 30 Vrms/42.4 Vpk/60 Vdc or current exceeds 8A maximum. Maximum voltage for *hands free use:* 1500 Vdc. Do not use on circuits where transient stresses can exceed the rated voltage. 5A, +239°F (+115°C) max.

**\*Std. Mounting Base Colors:** -0 Black, -2 Red.

**Colors:** One black and one red jack.



Panel Cut-Out

**Pin Tip Jacks with Double Mounting Base**


**Model# 4543-\***

Accepts 0.08in (2.03mm) dia. pin. Max. panel thickness 0.188in (4.78mm).

**Material:** Jack: gold-plated brass; Spring: beryllium copper; *Insulation:* polycarbonate.

**Rating:** For CE compliance and for personal safety, do not hold in hand when voltages exceed 30 Vrms/42.4 Vpk/60 Vdc or current exceeds 8A maximum. Maximum voltage for *hands free use:* 1500 Vdc. Do not use on circuits where transient stresses can exceed the rated voltage. 5A, +239°F (115°C) max.

**\*Mtg. Base Colors:** -0 Black, -2 Red.



Panel Cut-Out

**Insulated Pin Jack with Wire Wrap Terminal**


**Model# 4773-\***

Accepts 0.080in (2.03mm) dia. pin. Max. panel thickness 0.25in (6.35mm).

**Material:** Jack: nickel-plated brass; Spring: gold-plated beryllium copper; Terminal: gold-plated phosphor bronze; *Insulation:* polycarbonate.

**Rating:** For CE compliance and for personal safety, do not hold in hand when voltages exceed 30 Vrms/42.4 Vpk/60 Vdc or current exceeds 8A maximum. Maximum voltage for *hands free use:* 1500 Vdc. Do not use on circuits where transient stresses can exceed the rated voltage. 3A, +239°F (+115°C) max.

**\*Std. Colors:** -0 Black, -2 Red, -6 Blue, -9 White.



Panel Cut-Out

**Do-It-Yourself In-Line 4 mm (0.16in) Banana Plug**

**Model# 5934-\***


Wire connection by set screw. Accepts 18, 20 and 22 AWG wire.

**Material:** *Insulation:* Nylon.

**Rating:** For CE compliance and for personal safety, do not hold in hand when voltages exceed 30 Vrms/42.4 Vpk/60 Vdc or current exceeds 8A maximum. Maximum voltage for *hands free use:* 750 Vdc. Do not use on circuits where transient stresses can exceed the rated voltage. 25A.

**\*Std. Colors:** -0 Black, -2 Red.

Sold in pkgs. of 10 per color.



**Do-It-Yourself .080in (20.32mm) Dia. Pin Tip Plug with Flexible Boot, Solder or Crimp**

**Model# 5173-\***

**Accepts Wire AWG**  
22, 20, 18


Ideal for making patch cords or field repairs. Snap-on flexible PVC boot allows wire to be crimped or soldered to pin tip plug.

**Material:** nickel-plated brass.

Accepts 18-22 AWG wire.

**Rating:** For CE compliance and for personal safety, do not hold in hand when voltages exceed 30 Vrms/42.4 Vpk/60 Vdc or current exceeds 8A maximum. Maximum voltage for *hands free use:* 3000 Vdc. Do not use on circuits where transient stresses can exceed the rated voltage. 5A, +122°F (+50°C) max.

**\*Std. Colors:** Available in 10 colors.



**Pin Tip Jack**

**Model# 3542-\***


Accepts 0.080in (2.03mm) dia. pin.

Jack: gold-plated brass; Spring: beryllium copper; *Insulation:* polycarbonate.

For CE compliance and for personal safety, do not hold in hand when voltages exceed 30 Vrms/42.4 Vpk/60 Vdc or current exceeds 8A maximum. Maximum voltage for *hands free use:* 1500 Vdc. Do not use on circuits where transient stresses can exceed the rated voltage. 5A, +239°F (115°C) max.

-0 Black, -2 Red, -3 Orange, -4 Yellow, -5 Green, -6 Blue, -9 White.

Sold in pkgs. of 10.



Panel Cut-Out

**Double Pin Tip Plug with Shorting Bar**


**Model# 3452-\***

Accepts pin tip plugs. Internally shorted with 20 AWG wire. Use as connecting link for 0.50in (12.70mm) spaced pin tip jacks.

Pin Tip Plug/Jack: brass; Spring: beryllium copper; Finish: gold plating; *Insulation:* ABS.

For CE compliance and for personal safety, do not hold in hand when voltages exceed 30 Vrms/42.4 Vpk/60 Vdc or current exceeds 8A maximum. Maximum voltage for *hands free use:* 3000 Vdc. Do not use on circuits where transient stresses can exceed the rated voltage. 5A, +239°F (+115°C) max.

-0 Black, -2 Red.



# Banana Plugs and Jacks

## Pin Tip Jack to Banana Plug

**Model# 1809-\***

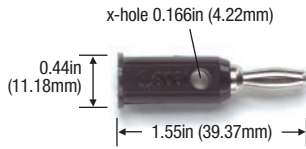
Accepts 0.080in (2.03mm) pin tip plug or probe tip. Fits standard 0.166in (4.22mm) dia. banana jack.

**Material:** gold-plated beryllium copper.

**Rating:** For CE compliance and for personal safety, do not hold in hand when voltages exceed 30 Vrms/42.4 Vpk/60 Vdc or current exceeds 8A maximum. Maximum voltage for *hands free use*: 2500 Vdc. Do not use on circuits where transient stresses can exceed the rated voltage. 5A, +122°F (+50°C) max.

**\*Std. Color:** -0 Black, -2 Red.

Sold in pkgs. of 10.



## Double Banana Plug with Binding Posts, Stackable, Solderless

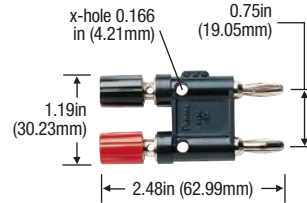
Model#	Plating
1286	Nickel
5405	Gold

Features insulated binding posts on 0.750in (19.05mm) centers for rapid mounting and interchangeability of components. Center cross hole 0.166in (4.22mm) dia. provides side stackup connection.

**Material:** Binding Post/Banana Plug Body: brass; Spring: beryllium copper; Insulation: ABS.

**Rating:** For CE compliance and for personal safety, do not hold in hand when voltages exceed 30 Vrms/42.4 Vpk/60 Vdc or current exceeds 8A maximum. Maximum voltage for *hands free use*: 2500 Vdc. Do not use on circuits where transient stresses can exceed the rated voltage. 15A, +122°F (+50°C) max.

**Color:** Black.



## Banana Jack to Pin Tip Plug

**Model# 1432-\***

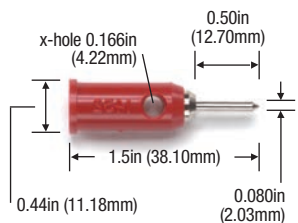
Use to mate standard banana plug patch cords to equipment having pin jacks.

**Material:** Jack/Plug: nickel-plated brass; Insulation: polypropylene.

**Rating:** For CE compliance and for personal safety, do not hold in hand when voltages exceed 30 Vrms/42.4 Vpk/60 Vdc or current exceeds 8A maximum. Maximum voltage for *hands free use*: 3000 Vdc. Do not use on circuits where transient stresses can exceed the rated voltage. 5A, +122°F (+50°C) max.

**\*Std. Colors:** -0 Black, -2 Red.

Sold in pkgs. of 10.



## Banana Jack to Miniature Banana Plug

**Model# 2138-\***


Use to mate standard 0.166in (4.22mm) dia. banana plug to equipment having miniature banana jacks.

**Material:** Jack: nickel-plated brass; Spring: nickel-plated beryllium copper; Insulation: ABS.

**Rating:** For CE compliance and for personal safety, do not hold in hand when voltages exceed 30 Vrms/42.4 Vpk/60 Vdc or current exceeds 8A maximum. Maximum voltage for *hands free use*: 2500 Vdc. Do not use on circuits where transient stresses can exceed the rated voltage. 5A, +122°F (+50°C) max.

**\*Std. Color:** -0 Black, -2 Red.

Sold in pkgs. of 10.



## Banana Jack to .080in (2mm) Dia. Pin Tip Jack

**Model# 3834-\***

Adapts standard 0.166in (4.22mm) dia. banana plug to 0.080in (2.03mm) dia. pin tip jack.

**Material:** Banana Jack: nickel-plated brass; Pin Jack: gold-plated beryllium copper; Insulation: polypropylene.

**Rating:** For CE compliance and for personal safety, do not hold in hand when voltages exceed 30 Vrms/42.4 Vpk/60 Vdc or current exceeds 8A maximum. Maximum voltage for *hands free use*: 3000 Vdc. Do not use on circuits where transient stresses can exceed the rated voltage. 5A, +131°F (+55°C) max.

**\*Std Colors:** -0 Black.



## Insulated Double Banana Plug Shorting Bar with Binding Post

**Model# 5165-\***


Fits standard banana jack.

Shorting bar is completely insulated in clear ABS thermoplastic.

**Material:** Binding Post/Banana Plug Body/Shorting Bar: nickel-plated brass; Spring: nickel-plated beryllium copper; Insulation: polycarbonate.

**Rating:** For CE compliance and for personal safety, do not hold in hand when voltages exceed 30 Vrms/42.4 Vpk/60 Vdc or current exceeds 8A maximum. Maximum voltage for *hands free use*: 2500 Vdc. Do not use on circuits where transient stresses can exceed the rated voltage. 15A, +122°F (+50°C) max.

**\*Binding Post Colors:** -0 Black, -2 Red.



## 2mm Banana Jack

**Model# 5935-\***

**Max. Panel Thickness:** 0.31in (8mm).

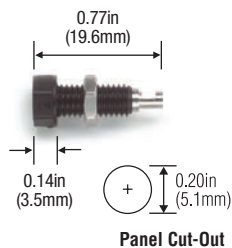
**Material:** Insulation: nylon; Finish: nickel plating.

**Rating:** For CE compliance and for personal safety, do not hold in hand when voltages exceed 30 Vrms/42.4 Vpk/60 Vdc or current exceeds 8A maximum. Maximum voltage for *hands free use*: 500 Vdc. Do not use on circuits where transient stresses can exceed the rated voltage. 5A, ≤ 2 mΩ.

**\*Std. Colors:** -0 Black.

Sold in pkgs. of 10 per color.

Not compatible with Miniature Banana Plug or Pin Tip.



## Binding Post to Banana Plug

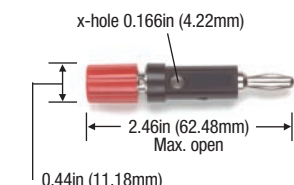
**Model# 2894-\***

Features insulated binding post for rapid mounting and interchangeability of components. Accepts standard banana plug. Center cross hole 0.166in (4.22mm) dia. provides side stackup connection.

**Material:** Binding Post/Banana Plug Body: nickel-plated brass; Spring: nickel-plated beryllium copper; Insulation: polypropylene

**Rating:** For CE compliance and for personal safety, do not hold in hand when voltages exceed 30 Vrms/42.4 Vpk/60 Vdc or current exceeds 8A maximum. Maximum voltage for *hands free use*: 2500 Vdc. Do not use on circuits where transient stresses can exceed the rated voltage. 15A, +122°F (+50°C) max.

**\*Binding Post Colors:** -0 Black, -2 Red.



**2mm Banana Plug**

Model# 5936-\*



Solder type wire connection.  
Accepts 18-22 AWG wire.  
**Rating:** For CE compliance and for personal safety, do not hold in hand when voltages exceed 30 Vrms/42.4 Vpk/60 Vdc or current exceeds 8A maximum. Maximum voltage for *hands free use*: 500 Vrms. Do not use on circuits where transient stresses can exceed the rated voltage. 5A,  $\leq 2 \text{ m}\Omega$ .  
**\*Std. Colors:** -0 Black, -2 Red.  
**Assembled Length:** 1.07in (27.2 mm).  
Sold unassembled, in pkgs. of 10 per color.  
Not compatible with Miniature Banana Plug or Pin Tip.

**Test Connector Adapter Set**


Model# 6481



Full set of pin and socket adapters.  
18 piece set includes one black and red pin and socket of each size.  
Includes Silicone insulated 4ft (1.21m) leads to fit most DMMs from Fluke, Amprobe, Greenlee and others.

**Spade Lug to DMM Banana Jack**

Model#	A	B	Lug Size
3744A-*	0.14in (3.56mm)	0.24in (6.10mm)	4, 5, 6
3777A-*	0.2in (5.0mm)	0.30in (7.7mm)	8, 10




Plugs into DMM leads. Permits DMM leads to be used with equipment having barrier strips, or binding post.  
**Material:** Banana Jack: nickel-plated brass; Spade Lug: tin-plated copper; Insulation: polypropylene.

**Rating:** For CE compliance and for personal safety, do not hold in hand when voltages exceed 30 Vrms/42.4 Vpk/60 Vdc or current exceeds 8A maximum. Maximum voltage for *hands free use*: 5000 Vdc. Do not use on circuits where transient stresses can exceed the rated voltage. 15A, +122°F (+50°C) max.  
**\*Std. Colors:** -0 Black, -2 Red, -02 Set of one black and one red.

**Low Thermal EMF Insulated Spade Lug to Banana Jack**


Model# 2305



Special alloy and plating preserve the accuracy of low voltage measurement equipment. Thermal effects are minimized. Heavy construction for minimum voltage loss. Mates with low voltage banana plug patch cords and binding posts.

**Material:** Jack and Spade Lug: gold-plated tellurium copper; Insulation: ABS.  
**Rating:** For CE compliance and for personal safety, do not hold in hand when voltages exceed 30 Vrms/42.4 Vpk/60 Vdc or current exceeds 8A maximum. Maximum voltage for *hands free use*: 5000 Vdc. Do not use on circuits where transient stresses can exceed the rated voltage. 15A, +122°F (+50°C) max.  
Set of one red and one black.

**Connector Test Adapters**



Model#	AWG	Contact Size	Type	Current Rating
4690-*	22	0.030in (0.76mm)	Socket	3A
4691-*			Pin	
3560-*	20	0.040in (1.02mm)	Socket	
3561-*			Pin	
3562-*	16	0.063in (1.60mm)	Socket	
3563-*			Pin	
3564-*	12	0.093in (2.36mm)	Socket	
3565-*			Pin	

An ideal test adapter for rapid testing of the hard-to-get at contacts of multi-pin/socket connectors. Flexible tip allows testing of adjacent contacts. Flexibility and full insulation protects against shorting or contact damage. Model 4690 also fits 0.025in (0.63mm) sq. pins.

**Material:** Banana Jack: nickel-plated brass; Socket: gold-plated copper; Pin: gold-plated brass; Insulation: PVC.  
**Rating:** For CE compliance and for personal safety, do not hold in hand when voltages exceed 30 Vrms/42.4 Vpk/60 Vdc or current exceeds 8A maximum. Maximum voltage for *hands free use*: 2500 Vdc. Do not use on circuits where transient stresses can exceed the rated voltage. +122°F (+50°C) max.

**\*Std. Colors:** -0 Black, -2 Red.

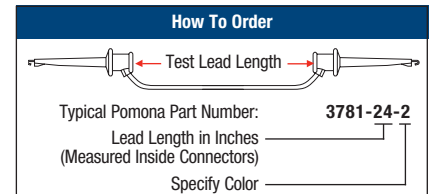


## Patch Cords and Test Leads


Pomona has made it easy for you to have exactly what you need with a huge selection of patch cords and test leads designed for reliable, convenient connections. Whether you need a test lead that can access an IC pin without shorting or a patch cord that accommodates multiple stacking, Pomona Electronics' design and reliability are your connection with quality.

### Wire Specifications

Wire Designation	AWG	Description	O.D.	Jacket	Temperature Range	Color
<b>B</b>	18	65/36 copper	0.144in (3.66mm)	PVC	-4 to 221°F (-20 to +105°C)	10 Colors
<b>Silicone</b>	18	65/36 copper	0.144in (3.66mm)	Silicone	-58 to 302°F (-50 to +150°C)	Black and Red
<b>P</b>	20	41/35 copper	0.087in (2.20mm)	PVC	-4 to 221°F (-20 to +105°C)	10 colors
<b>PTO</b>	22	26/36 copper	0.064in (1.62mm)	PVC	-4 to 221°F (-20 to +105°C)	10 colors
	12	7 x 38/36 copper	0.144in (3.66mm)	PVC	140°F (+60°C)	Black, Red, Green



### Multi-Stacking Banana Plug Patch Cord



Model#	Length
<b>B-4-*</b>	4in (0.1m)
<b>B-8-*</b>	8in (0.2m)
<b>B-12-*</b>	12in (0.3m)
<b>B-18-*</b>	18in (0.5m)
<b>B-24-*</b>	24in (0.6m)
<b>B-36-*</b>	36in (0.9m)
<b>B-48-*</b>	48in (1.2m)
<b>B-60-*</b>	60in (1.5m)
<b>B-72-*</b>	72in (1.8m)

**Model B:** Multi-Stacking Banana Plug Patch Cord features a nickel-plated finish.

**Cable:** 18 AWG Wire, 0.144in (3.56mm) O.D.

**Rating:** For CE compliance and for personal safety, do not hold in hand when voltages exceed 30 Vrms/42.4 Vpk/60 Vdc or current exceeds 8A maximum. Maximum voltage for *hands free use*: 5000 Vdc. Do not use on circuits where transient stresses can exceed the rated voltage. 15A, +131°F (+55°C) max.


\*Std. Colors: Available in 10 Colors.

Model#	Length	Special Features
<b>2948-12-*</b>	12in (0.3m)	Gold-plated finish
<b>2948-24-*</b>	24in (0.6m)	
<b>2948-36-*</b>	36in (0.9m)	
<b>2948-48-*</b>	48in (1.2m)	
<b>2948-60-*</b>	60in (1.5m)	

**Model 2948** Multi-Stacking Banana Plug Patch Cord features a gold-plated finish.

\*Std. Colors: -0 Black, -2 Red.

### Horizontal Stacking Banana Plug Patch Cord



Model#	Length
<b>HB-12-*</b>	12in (0.3m)
<b>HB-24-*</b>	24in (0.6m)
<b>HB-36-*</b>	36in (0.9m)
<b>HB-48-*</b>	48in (1.2m)
<b>HB-60-*</b>	60in (1.5m)

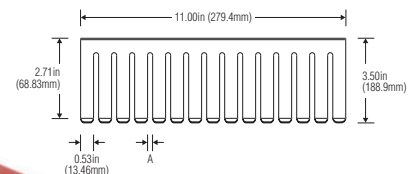
**Cable:** 18 AWG Wire, 0.144in (3.56mm) O.D.

**Rating:** For CE compliance and for personal safety, do not hold in hand when voltages exceed 30 Vrms/42.4 Vpk/60 Vdc or current exceeds 8A maximum. Maximum voltage for *hands free use*: 5000 Vdc. Do not use on circuits where transient stresses can exceed the rated voltage. 15A, +131°F (+55°C) max.

\*Std. Colors: -0 Black, -2 Red.

### Test Lead Holders

Model#	Color	"A" Max Cable Dia.	Number of Slots
<b>1508</b>	Orange	0.210in (5.33mm)	14
<b>4408</b>	Black	0.320in (8.13mm)	10
<b>2708</b>	Blue	0.450in (11.43mm)	9



### Multi-stacking Sheathed (4mm) Banana Plug Patch Cord



**Model# 6727-\***

4ft (1.2 meter) stackable safety lead.


**Material:** Contacts: nickel-plated brass; Wire: multi-strand copper,

**Insulation:** silicone.

**Rating:** IEC61010 1000V Cat III, 20A max (10A cont.), 14 to 131°F (-10 to +55°C).

\*Std. Colors: -0 Black only, -2 Red only.

### Cross Stacking Banana Plug Patch Cord




Model#	Length
<b>1440-12-*</b>	12in (0.3m)
<b>1440-18-*</b>	18in (0.5m)
<b>1440-24-*</b>	24in (0.6m)
<b>1440-36-*</b>	36in (0.9m)
<b>1440-48-*</b>	48in (1.2m)
<b>1440-60-*</b>	60in (1.5m)

**Cable:** 18 AWG Wire, 0.144in (3.56mm) O.D.

**Rating:** For CE compliance and for personal safety, do not hold in hand when voltages exceed 30 Vrms/42.4 Vpk/60 Vdc or current exceeds 8A maximum. Maximum voltage for *hands free use*: 5000 Vdc. Do not use on circuits where transient stresses can exceed the rated voltage. 15A, +131°F (+55°C) max.

\*Std. Colors: -0 blk, -2 red.

**Multi-Stacking Banana Plug to Miniature Stacking Banana Plug**




Model#	Length
3014-36-*	36in (0.9m)
3014-60-*	60in (1.5m)

**Cable:** 20 AWG Wire, 0.087in (2.21mm) O.D.

**Rating:** For CE compliance and for personal safety, do not hold in hand when voltages exceed 30 Vrms/42.4 Vpk/60 Vdc or current exceeds 8A maximum. Maximum voltage for *hands free use*: 3000 Vdc. Do not use on circuits where transient stresses can exceed the rated voltage. 5A, +131°F (+55°C) max.

\*Std. Colors: -0 Black, -2 Red.

**Multi-Stacking Banana Plug to Minigrabber® Test Clip**



Model#	Length
6249-12-*	12in (0.3m)
6249-24-*	24in (0.6m)
6249-36-*	36in (0.9m)


Features a slim 0.36in (9.14mm) body width. Hook attaches to component leads up to 0.060in (1.52mm) O.D.

**Cable:** 18 AWG Silicone insulated wire, 0.144in (3.56mm) O.D.

**Rating:** For CE compliance and for personal safety, do not hold in hand when voltages exceed 30 Vrms/42.4 Vpk/60 Vdc or current exceeds 8A maximum. Maximum voltage for *hands free use*: 300V. Do not use on circuits where transient stresses can exceed the rated voltage. 5A.

\*Std. Colors: -0 Black, -2 Red.

**Multi-Stacking Banana Plug to Minigrabber® Test Clip**



Model#	Length
3782-12-*	12in (0.3m)
3782-24-*	24in (0.6m)
3782-36-*	36in (0.9m)
3782-48-*	48in (1.2m)
3782-60-*	60in (1.5m)


Hook attaches to component leads up to 0.060in (1.52mm) O.D.

**Cable:** 20 AWG Wire, 0.087in (2.21mm) O.D.

**Rating:** For CE compliance and for personal safety, do not hold in hand when voltages exceed 30 Vrms/42.4 Vpk/60 Vdc or current exceeds 8A maximum. Maximum voltage for *hands free use*: 300V. Do not use on circuits where transient stresses can exceed the rated voltage. 5A, +131°F (+55°C) max.

\*Std. Colors: -0 Black, -2 Red, -4 Yellow, -5 Green, -6 Blue.

**Multi-Stacking Banana Plug to Micrograbber® Test Clip**



Model#	Length
5053-24-*	24in (0.6m)
5053-36-*	36in (0.9m)
5053-48-*	48in (1.2m)

Hook attaches to components up to 0.040in (1.02mm) O.D.

**Cable:** 20 AWG Wire, 0.087in (2.21mm) O.D.

**Rating:** For CE compliance and for personal safety, do not hold in hand when voltages exceed 30 Vrms/42.4 Vpk/60 Vdc or current exceeds 8A maximum. Maximum voltage for *hands free use*: 150V. Do not use on circuits where transient stresses can exceed the rated voltage. 3A, +131°F (+55°C) max.

\*Std. Colors: -0 Black, -2 Red.

**Minigrabber® Test Clip with Sheathed**

Model#	Plug Type	Ratings
6248-12-*	Sheathed Banana Jack	IEC61010-031 CAT II 300V

Test Lead Extender.

Silicone insulated 1ft (0.3m) leads fit on the end of modular test leads such as Pomona 5907A.

Std. Colors: -0 Black, -2 Red.



**Right Angle Stacking Banana Plug Patch Cord**



Model#	Length
2864-24-*	24in (0.6m)

**Cable:** 18 AWG Wire, 0.14in (3.56mm) O.D.

**Rating:** For CE compliance and for personal safety, do not hold in hand when voltages exceed 30 Vrms/42.4 Vpk/60 Vdc or current exceeds 8A maximum. Maximum voltage for *hands free use*: 5000 Vdc. Do not use on circuits where transient stresses can exceed the rated voltage. 15A, +131°F (+55°C) max.

\*Std. Colors: -0 Black, -2 Red.

## Patch Cords and Test Leads

### Minigrabber® Test Clip Leads



6244



6245

Model#	Plug Type	Ratings
6244-48-*	Right-angle DMM	CAT II 300V
6245-48-*	Straight DMM	CAT II 300V

Silicone insulated 4ft (122m) leads fit most meters from Fluke, Wavetek (Meterman), HP, Amprobe, Greenlee and others

**Rating:** For CE compliance and for personal safety, do not hold in hand when voltages exceed 30 Vrms/42.4 Vpk/60 Vdc or current exceeds 8A maximum. Maximum voltage for *hands free use*: 300 Vrms. Do not use on circuits where transient stresses can exceed the rated voltage.

\*Std. Colors: -0 Black, -2 Red

### Double Banana Plug with Safety Shrouds




2.53in  
(64.28mm)

Model#	Length
6283-C-36	36in (0.9m)
6283-C-48	48in (1.2m)
6283-C-60	60in (1.5m)

Fits Digital Multi-meters and other instruments with shrouded jacks. Offset design designates hot and ground leads. Black and red banana plug shrouds. Molded strain relief for long life. MIL spec coaxial cable. Overvoltage CAT II, 600V, 5A per IEC61010-031.

### Double Banana Plug to Micrograbber® Test Clips




8.0in (203.2mm) / 1.74in (44.20mm)

Model#	Length
4768-K-24	24in (0.6m)
4768-K-36	36in (0.9m)
4768-K-48	48in (1.2m)
4768-K-60	60in (1.5m)

**Rating:** For CE compliance and for personal safety, do not hold in hand when voltages exceed 30 Vrms/42.4 Vpk/60 Vdc or current exceeds 8A maximum. Maximum voltage for *hands free use*: 150 Vrms. Do not use on circuits where transient stresses can exceed the rated voltage. +122°F (+50°C) max.

See chart on page 6 for additional cable specifications.

### Two Conductor shielded Balanced Line




1.55in (39.37mm) / 0.75in (19.05mm)

Model#	Length
1167-18	18in (0.5m)
1167-24	24in (0.6m)
1167-36	36in (0.9m)
1167-48	48in (1.2m)
1167-60	60in (1.5m)

**Rating:** For CE compliance and for personal safety, do not hold in hand when voltages exceed 30 Vrms/42.4 Vpk/60 Vdc or current exceeds 8A maximum. Maximum voltage for *hands free use*: 1000 Vrms. Do not use on circuits where transient stresses can exceed the rated voltage. +131°F (+55°C) max.

Cable Type I: See chart on page 6 for additional cable specifications.

### Multi-Stacking Double Banana Plug to Minigrabber® Test Clips



8.0in (203.2mm) / 2.56in (65.02mm)


Model#	Length
3786-C-18	18in (0.5m)
3786-C-24	24in (0.6m)
3786-C-36	36in (0.9m)
3786-C-48	48in (1.2m)
3786-C-60	60in (1.5m)

**Rating:** For CE compliance and for personal safety, do not hold in hand when voltages exceed 30 Vrms/42.4 Vpk/60 Vdc or current exceeds 8A maximum. Maximum voltage for *hands free use*: 300 Vrms. Do not use on circuits where transient stresses can exceed the rated voltage. +122°F (+50°C) max.

See chart on page 6 for additional cable specifications.



**Multi-Stacking Double to Multi-Stacking Single Banana Plugs**



Model#	Length
1368-A-18	18in (0.5m)
1368-A-24	24in (0.6m)
1368-A-36	36in (0.9m)
1368-A-48	48in (1.2m)
1368-A-60	60in (1.5m)

**Rating:** For CE compliance and for personal safety, do not hold in hand when voltages exceed 30 Vrms/42.4 Vpk/60 Vdc or current exceeds 8A maximum. Maximum voltage for *hands free use*: 300 Vrms. Do not use on circuits where transient stresses can exceed the rated voltage. +122°F (+50°C) max.

See chart on page 6 for additional cable specifications.

**Multi-Stacking Double Banana Plug, One End Only**



Model#	Length
1326-A-60	60in (1.5m)
1326-C-60	60in (1.5m)

**Rating:** For CE compliance and for personal safety, do not hold in hand when voltages exceed 30 Vrms/42.4 Vpk/60 Vdc or current exceeds 8A maximum. Maximum voltage for *hands free use*: 300 Vrms, C: 1400 Vrms. Do not use on circuits where transient stresses can exceed the rated voltage. +131°F (+55°C) max.

See chart on page 6 for additional cable specifications.

**Multi-Stacking Banana Plug to SMD Grabber® Test Clip**



Model#	Length
5302-12-*	12in (0.3m)
5302-24-*	24in (0.6m)
5302-36-*	36in (0.9m)

**Pincer Opening:** 0.040in (1.02mm).

**Cable:** 22 AWG Wire, 0.064in (1.63mm) O.D.

**Rating:** For CE compliance and for personal safety, do not hold in hand when voltages exceed 30 Vrms/42.4 Vpk/60 Vdc or current exceeds 8A maximum. Maximum voltage for *hands free use*: 150V. Do not use on circuits where transient stresses can exceed the rated voltage. 0.5A, +131°F (+55°C) max.

\*Std. Colors: -0 Black, -2 Red.

**Multi-Stacking Banana Plugs, Two Each End**



Model#	Length
2239-C-24	24in (0.6m)
2239-C-36	36in (0.9m)
2239-C-48	48in (1.2m)

**Rating:** For CE compliance and for personal safety, do not hold in hand when voltages exceed 30 Vrms/42.4 Vpk/60 Vdc or current exceeds 8A maximum. Maximum voltage for *hands free use*: 1400 Vrms. Do not use on circuits where transient stresses can exceed the rated voltage. +131°F (+55°C) Max.

See chart on page 6 for additional cable specifications.




**Multi-Stacking Double Banana Plug Cables**



Model#	Cable Type	Length
2BA-18	Two Conductor Twisted Pair, 18 AWG, 0.25in (6.35mm) O.D.	18in (0.5m)
2BA-24		24in (0.6m)
2BA-36		36in (0.9m)
2BA-48		48in (1.2m)
2BA-60		60in (1.5m)
2BC-24	RG58C/U, 0.195in (4.95mm) O.D.	24in (0.6m)
2BC-36		36in (0.9m)
2BC-48		48in (1.2m)
2BC-60		60in (1.5m)

**Rating:** For CE compliance and for personal safety, do not hold in hand when voltages exceed 30 Vrms/42.4 Vpk/60 Vdc or current exceeds 8A maximum. Maximum voltage for *hands free use*: 2BA: 300 Vrms, 2BC: 1400 Vrms. Do not use on circuits where transient stresses can exceed the rated voltage. +131°F (+50°C) max.

**Jumper Test Lead Set**



Model#	Length
73087-6-*	6in (0.15m)
73087-9-4	9in (0.23m)
73087-12-*	12in (0.3m)
73087-20-4	20in (0.5m)
73087-24-*	24in (0.6m)
73087-36-*	36in (0.9m)
73087-72-*	72in (1.8m)
73087-150-4	150in (3.8m)
73087-210-4	210in (5.3m)

Each Jumper Test Lead Set includes a Sheathed (4mm) Banana Plug Test Lead, and Sheathed Banana Plug to Sheathed Banana Jack Patch Cord.

**Cable:** 18 AWG Wire, 0.146in (3.7mm) O.D.


**Insulation:** Silicone

**Rating:** For CE compliance and for personal safety, do not hold in hand when voltages exceed 30 Vrms/42.4 Vpk/60 Vdc or current exceeds 8A maximum. Maximum voltage for *hands free use*: 1000 Vrms. Do not use on circuits where transient stresses can exceed the rated voltage. 10A, -4° to +131°F (-20° to +55°C).

\*Std. Colors: -0 Black, -2 Red, -4 Yellow, -6 Blue.

## Patch Cords and Test Leads

### Double Banana Plug to Stacking Pin Tip Plugs




Model#	Length
2BC-PP-36	36in (0.9m)
2BC-PP-48	48in (1.2m)
2BC-PP-60	60in (1.5m)

**Cable Type:** RG58C/U 0.195in (4.95mm) O.D.

**Rating:** For CE compliance and for personal safety, do not hold in hand when voltages exceed 30 Vrms/42.4 Vpk/60 Vdc or current exceeds 8A maximum. Maximum voltage for *hands free use*: 1400 Vrms. Do not use on circuits where transient stresses can exceed the rated voltage. +122°F (+50°C) max.

### Minigator Clips to Miniature Double Banana Plug




Model#	Length
3027-K-24	24in (0.6m)

**Rating:** For CE compliance and for personal safety, do not hold in hand when voltages exceed 30 Vrms/42.4 Vpk/60 Vdc or current exceeds 8A maximum. Maximum voltage for *hands free use*: 45 Vrms. Do not use on circuits where transient stresses can exceed the rated voltage. +122°F (+50°C) max.

**Jaw Opening:** 0.187in (4.75mm)

See chart on page 6 for additional cable specifications.

### Double Banana Plug to Minigator Test Clips




Model#	Length
2BC-MG-36	36in (0.9m)

**Cable Type:** RG58C/U.

**Rating:** For CE compliance and for personal safety, do not hold in hand when voltages exceed 30 Vrms/42.4 Vpk/60 Vdc or current exceeds 8A maximum. Maximum voltage for *hands free use*: 45 Vrms. Do not use on circuits where transient stresses can exceed the rated voltage. +122°F (+50°C) max.

**Jaw Opening:** 0.187in (4.75mm) max.

### Miniature Double Banana Plug Cable




Model#	Length
2247-K-24	24in (0.6m)

**Rating:** For CE compliance and for personal safety, do not hold in hand when voltages exceed 30 Vrms/42.4 Vpk/60 Vdc or current exceeds 8A maximum. Maximum voltage for *hands free use*: 1000 Vrms. Do not use on circuits where transient stresses can exceed the rated voltage. +131°F (+55°C) max.

**Cable Type:** RG174/U, 0.100in (2.54mm) O.D.

### Minigrabber® Test Clip Patch Cord



Model#	Length
3781-8-*	8in (0.2m)
3781-12-*	12in (0.3m)
3781-18-*	18in (0.5m)
3781-24-*	24in (0.6m)
3781-36-*	36in (0.9m)
3781-48-*	48in (1.2m)
3781-60-*	60in (1.5m)


Hook attaches to component leads up to 0.060in (1.52mm) O.D.

**Cable:** 20 AWG Wire, 0.087in (2.21mm) O.D.

**Rating:** For CE compliance and for personal safety, do not hold in hand when voltages exceed 30 Vrms/42.4 Vpk/60 Vdc or current exceeds 8A maximum. Maximum voltage for *hands free use*: 300V. Do not use on circuits where transient stresses can exceed the rated voltage. 5A, +216°F (+102°C) max.

\*Std. Colors: Available in 10 colors.

### Double Banana Plug to Alligator Test Clips



Model#	Length
2BA-AL-36	36in (0.9m)
2BA-AL-48	48in (1.2m)

**Cable Type:** Two cond. Twisted Pair.

Model#	Length
2BC-AL-36	36in (0.9m)
2BC-AL-60	60in (1.5m)

**Cable Type:** RG58C/U50.

**Rating:** For CE compliance and for personal safety, do not hold in hand when voltages exceed 30 Vrms/42.4 Vpk/60 Vdc or current exceeds 8A maximum. Maximum voltage for *hands free use*: 150 Vrms. Do not use on circuits where transient stresses can exceed the rated voltage. +122°F (+50°C) max.

**Jaw Opening:** 0.30in (7.62mm) max.

### Minigrabber® Test Clip Patch Cord Kit

**Model# 5523**

Kit contains 10 pcs. of Model 3781-24, one of each color.

### One End Only

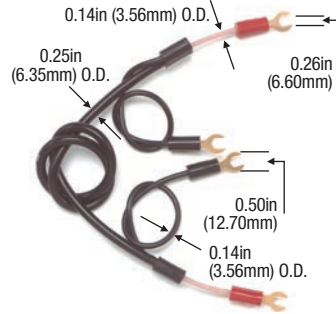
Model#	Length
3780-60-*	60in (1.5m)

\*Std. Colors: -0 Black, -2 Red.

**Low Thermal EMF Patch Cords**

Special alloy plating and construction preserve the accuracy of microvolt and nanovolt measurement equipment. Designed to greatly minimize the effect of Thermal Electric Voltage (Thermal EMF). Thermal EMF is generated at the junction of dissimilar metals at different temperatures and is common source of error in micro- and nano- volt measurements.


**Shielded Low Thermal EMF Spade Lug Patch Cord**



Model#	Length
1756-24	24in (0.6m)
1756-48	48in (1.2m)

**Cable:** 12 AWG Wire, Shield Leads: 18 AWG.  
**Material:** Spade Lug: gold-plated Electrolytic Tough Pitch (ETP) 110 Copper Alloy, 1/2 hard.  
**Rating:** For CE compliance and for personal safety, do not hold in hand when voltages exceed 30 Vrms/42.4 Vpk/60 Vdc or current exceeds 8A maximum. Maximum voltage for *hands free use*: 2000 Vdc. Do not use on circuits where transient stresses can exceed the rated voltage. 20A, 131°F (+55°C) max.


**Low Thermal EMF Spade Lug Patch Cord**



Model#	Length
1693-36*	36in (0.9m)
1693-60*	60in (1.5m)

**Cable:** 12 AWG Wire, 0.144in (3.56mm) O.D.  
**Material:** Spade Lug: gold-plated Electrolytic Tough Pitch (ETP) 110 Copper Alloy, 1/2 hard.  
**Rating:** For CE compliance and for personal safety, do not hold in hand when voltages exceed 30 Vrms/42.4 Vpk/60 Vdc or current exceeds 8A maximum. Maximum voltage for *hands free use*: 2000 Vdc. Do not use on circuits where transient stresses can exceed the rated voltage. 20A, +131°F (+55°C) max.  
**\*Std. Colors:** -0 Black, -2 Red.

**Low Thermal EMF Retractable Sheath Banana Plug Patch Cord**



Model#	Length
5291A-12*	12in (0.3m)
5291A-36*	36in (0.9m)
5291A-60*	60in (1.5m)

**Cable:** 12 AWG Wire, 0.144in (3.56mm) O.D.  
**Material:** Plug Body: gold-plated tellurium copper; Spring: gold-plated Beryllium Copper.  
**Rating:** 1000V per IEC61010-031, 7A, +131°F (+55°C).  
**\*Std. Colors:** -0 Black, -2 Red.

**Low Thermal EMF Retractable Sheath Banana Plug to Spade Lug**



Model#	Length
5295-36*	36in (0.9m)

**Cable:** 12 AWG Wire, 0.144in (3.56mm) O.D.  
**Material:** Spade Lug: gold-plated Electrolytic Tough Pitch (ETP) 110 Copper Alloy, 1/2 hard; Plug End: gold-plated tellurium copper.  
**Rating:** For CE compliance and for personal safety, do not hold in hand when voltages exceed 30 Vrms/42.4 Vpk/60 Vdc or current exceeds 8A maximum. Maximum voltage for *hands free use*: 1000V. Do not use on circuits where transient stresses can exceed the rated voltage. 7A, +131°F (+55°C) max.  
**\*Std. Colors:** -0 Black, -2 Red.

**SMD Grabber® Test Clip Patch Cord**



Model#	Length
5301-12*	12in (0.3m)
5301-24*	24in (0.6m)


**Pincer Opening:** 0.04in (1.63mm).  
**Cable:** 22 AWG Wire, 0.064in (1.60mm) O.D.  
**Rating:** For CE compliance and for personal safety, do not hold in hand when voltages exceed 30 Vrms/42.4 Vpk/60 Vdc or current exceeds 8A maximum. Maximum voltage for *hands free use*: 150V. Do not use on circuits where transient stresses can exceed the rated voltage. 0.5A, +216°F (+102°C) max.  
**\*Std. Colors:** -0 Black, -2 Red

**SMD Grabber® Test Clip Patch Cord Kit**

Model# 5521

Kit contains 10 pcs. of Model 5301-24, one each of ten colors.

**MicroGrabber® Test Clip Patch Cord**



Model#	Length
4613-12*	12in (0.3m)
4613-24*	24in (0.6m)
4613-36*	36in (0.9m)
4613-48*	48in (1.2m)


Hook attaches to components up to 0.040in (1.02mm) O.D.  
20 AWG Wire, 0.087in (2.21mm) O.D.  
**Rating:** For CE compliance and for personal safety, do not hold in hand when voltages exceed 30 Vrms/42.4 Vpk/60 Vdc or current exceeds 8A maximum. Maximum voltage for *hands free use*: 150V. Do not use on circuits where transient stresses can exceed the rated voltage. 3A, +216°F (+102°C) max.  
**\*Std. Colors:** -0 Black, -2 Red.

**MicroGrabber® Test Clip Patch Cord Kit**

Model# 5525

Kit contains 10 pcs. of Model 4613-24, one each of ten colors.

**1000V Alligator Patch Cord**



Model#	Length
6576-24*	24in (0.6m)
6576-36*	36in (0.9m)

**Jaw Opening:** 0.300in (7.62mm).  
**Material:** Body: nickel-plated steel; Boot: santoprene rubber.  
**Cable:** 18 AWG Wire, silicone insulated.  
**Rating:** Maximum voltage for *hands free use*: 1000V. 10A, -13 to 176°F (-25°C to 80°C).  
**\*Std. Colors:** -0 Black, -2 Red.



## Patch Cords and Test Leads

### Multi-Stacking Banana Plug to Alligator Test Clip



Model#	Length
1166-12-*	12in (0.3m)
1166-24-*	24in (0.6m)
1166-36-*	36in (0.9m)
1166-48-*	48in (1.2m)
1166-60-*	60in (1.5m)

**Jaw Opening:** 0.300in (7.62mm).

**Cable:** 18 AWG Wire, 0.144in (3.56mm) O.D.

**Rating:** For CE compliance and for personal safety, do not hold in hand when voltages exceed 30 Vrms/42.4 Vpk/60 Vdc or current exceeds 8A maximum. Maximum voltage for *hands free use*: 150V. Do not use on circuits where transient stresses can exceed the rated voltage. 5A, +122°F (+50°C) max.


\*Std. Colors: -0 Black, -2 Red.

### Banana Plug to Alligator Clip Patch Cord Kit

Model#	Length
6357-36	36in (0.9m)

Kit contains 10 pcs. of Model 1166 patch cords, one each of 10 colors.

### Minigator Test Clip Patch Cord



Model#	Length
MG-B-12-*	12in (0.3m)
MG-B-24-*	24in (0.6m)


**Jaw Opening:** 0.187in (4.75mm).

**Cable:** 18 AWG Wire, 0.144in (3.56mm) O.D.

**Rating:** For CE compliance and for personal safety, do not hold in hand when voltages exceed 30 Vrms/42.4 Vpk/60 Vdc or current exceeds 8A maximum. Maximum voltage for *hands free use*: 45V. Do not use on circuits where transient stresses can exceed the rated voltage. 5A, +122°F (+50°C) max.

\*Std. Colors: -0 Black, -2 Red.

### Alligator Test Clip Patch Cord



Model#	Length
AL-B-12-*	12in (0.3m)
AL-B-24-*	24in (0.6m)
AL-B-36-*	36in (0.9m)
AL-B-48-*	48in (1.2m)
AL-B-60-*	60in (1.5m)

**Jaw Opening:** 0.300in (7.62mm).

**Cable:** 18 AWG Wire, 0.144in (3.56mm) O.D.

**Rating:** For CE compliance and for personal safety, do not hold in hand when voltages exceed 30 Vrms/42.4 Vpk/60 Vdc or current exceeds 8A maximum. Maximum voltage for *hands free use*: 150V. Do not use on circuits where transient stresses can exceed the rated voltage. 5A, +122°F (+50°C) max.

\*Std. Colors: -0 Black, -2 Red.

### Alligator Test Clip Patch Cord Kit

Model#	Length
6356-12	12in (0.3m)
6356-24	24in (0.6m)
6356-36	36in (0.9m)

Kit contains 10pcs. of Model AL-B patch cords, one each of 10 colors.

### 5 Way Alligator to Sheathed Right Angle Set



Model#	Length
6483-48-02	48in (1.2m)

Clip includes bed of nails and single needle tip for easy, versatile piercing of wire insulation to contact inner conductor for measurement.

Pierces 19 to 26 AWG wire.

**Std. Colors:** -0 Black, -2 Red, -02 Set of one black and one red.

### Multi-Stacking Banana Plug to Minigator Test Clip



Model#	Length
3220-12-*	12in (0.3m)
3220-24-*	24in (0.6m)
3220-36-*	36in (0.9m)
3220-48-*	48in (1.2m)

**Jaw Opening:** 0.187in (4.75mm).

**Cable:** 20 AWG Wire, 0.087in (2.21mm) O.D.

**Rating:** For CE compliance and for personal safety, do not hold in hand when voltages exceed 30 Vrms/42.4 Vpk/60 Vdc or current exceeds 8A maximum. Maximum voltage for *hands free use*: 45V. Do not use on circuits where transient stresses can exceed the rated voltage. 5A, +122°F (+50°C) max.

\*Std. Colors: -0 Black, -2 Red.

### Retractable Sheath Banana Plug Patch Cord




Model#	Length
4911A-12-*	12in (0.3m)
4911A-24-*	24in (0.6m)
4911A-36-*	36in (0.9m)
4911A-48-*	48in (1.2m)
4911A-60-*	60in (1.5m)

**Cable:** 18 AWG Wire, 0.144in (3.56mm) O.D.

**Rating:** 1000V per IEC61010-031, 10A, +176°F (+80°C) max.

\*Std. Colors: -0 Black, -2 Red.

### Minigrabber® Test Clip to Straight Banana Plug Patch Cord



Model#	Length
4650-24-*	24in (0.6m)
4650-36-*	36in (0.9m)

Hook attaches to component leads up to 0.060in (1.52mm) O.D.

**Cable:** 20 AWG Wire, 0.087in (2.21mm) O.D.

**Rating:** For CE compliance and for personal safety, do not hold in hand when voltages exceed 30 Vrms/42.4 Vpk/60 Vdc or current exceeds 8A maximum. Maximum voltage for *hands free use*: 300V. Do not use on circuits where transient stresses can exceed the rated voltage. 5A, +122°F (+50°C) max.

\*Std. Colors: -0 Black, -2 Red.

**0.025in (0.64mm) Square Pin Jack to Straight Banana Plug**



Model#	Length
4771-24-*	24in (0.6m)
4771-36-*	36in (0.9m)

**Cable:** 22 AWG Wire, 0.064in (1.63mm) O.D.  
**Rating:** For CE compliance and for personal safety, do not hold in hand when voltages exceed 30 Vrms/42.4 Vpk/60 Vdc or current exceeds 8A maximum. Maximum voltage for *hands free use*: 30 Vrms/42.4 Vpk/60 Vdc or current exceeds 8A maximum. Do not use on circuits where transient stresses can exceed the rated voltage. 3A, +122°F (+50°C) max.  
**\*Std. Colors:** -0 Black, -2 Red.


**Banana Plug to Banana Jack**



Model#	Length
4702-24-*	24in (0.6m)
4702-36-*	36in (0.9m)
4702-48-*	48in (1.2m)

**Cable:** 18 AWG Wire, 0.144in (3.56mm) O.D.  
**Rating:** For CE compliance and for personal safety, do not hold in hand when voltages exceed 30 Vrms/42.4 Vpk/60 Vdc or current exceeds 8A maximum. Maximum voltage for *hands free use*: 5000 Vdc. Do not use on circuits where transient stresses can exceed the rated voltage. 15A, +131°F (+55°C) max.  
**\*Std. Colors:** -0 Black, -2 Red.


**0.025in (0.64mm) Square Pin Jack Patch Cord**



Model#	Length
4741-6-*	6in (0.15m)
4741-12-*	12in (0.3m)
4741-24-*	24in (0.6m)

**Cable:** 22 AWG Wire, 0.064in (1.63mm) O.D.  
**Rating:** For CE compliance and for personal safety, do not hold in hand when voltages exceed 30 Vrms/42.4 Vpk/60 Vdc or current exceeds 8A maximum. Maximum voltage for *hands free use*: 45 Vac/60 Vdc. Do not use on circuits where transient stresses can exceed the rated voltage. 3A, +122°F (+50°C) max.  
**\*Std. Colors:** -0 Black, -2 Red.

**Miniature Stacking Banana Plug Patch Cord**



Model#	Length
1081-4-*	4in (0.1m)
1081-8-*	8in (0.2m)
1081-12-*	12in (0.3m)
1081-18-*	18in (0.5m)
1081-24-*	24in (0.6m)
1081-36-*	36in (0.9m)
1081-48-*	48in (1.2m)
1081-60-*	60in (1.5m)


**Cable:** 20 AWG Wire, 0.087in (2.21mm) O.D.  
**Rating:** For CE compliance and for personal safety, do not hold in hand when voltages exceed 30 Vrms/42.4 Vpk/60 Vdc or current exceeds 8A maximum. Maximum voltage for *hands free use*: 3000 Vdc. Do not use on circuits where transient stresses can exceed the rated voltage. 5A, +131°F (+55°C) max.  
**\*Std. Colors:** -0 Black, -2 Red.

**0.025in (0.64mm) Square Pin Jack Patch Cord Kit**

**Model# 5948**

Kit contains 10 pcs. of Model 4741-6, one ea. of 10 colors.


**Stacking Pin Tip Plug Patch Cord**



Model#	Length
P-4-*	4in (0.1m)
P-8-*	8in (0.2m)
P-12-*	12in (0.3m)
P-18-*	18in (0.5m)
P-24-*	24in (0.6m)
P-36-*	36in (0.9m)

**Cable:** 20 AWG Wire, 0.087in (2.21mm) O.D.  
**Rating:** For CE compliance and for personal safety, do not hold in hand when voltages exceed 30 Vrms/42.4 Vpk/60 Vdc or current exceeds 8A maximum. Maximum voltage for *hands free use*: 3000 Vdc. Do not use on circuits where transient stresses can exceed the rated voltage. 5A, +131°F (+55°C) max.  
**\*Std. Colors:** -0 Black, -2 Red.

**Alligator Test Clip to Insulated Spade Lug**



Model#	Length
1960-36-*	36in (0.9m)

**Jaw Opening:** 0.30in (7.62mm).  
**Cable:** 18 AWG Wire, 0.144in (3.56mm) O.D.  
**Rating:** For CE compliance and for personal safety, do not hold in hand when voltages exceed 30 Vrms/42.4 Vpk/60 Vdc or current exceeds 8A maximum. Maximum voltage for *hands free use*: 150V. Do not use on circuits where transient stresses can exceed the rated voltage. 5A, +122°F (+50°C) max.  
**\*Std. Colors:** -0 Black, -2 Red.

## Calibration Kits

Pomona has made it easy for you to have exactly what you need with a huge selection of patch cords and test leads designed for reliable, convenient connections. Whether you need a test lead that can access an IC pin without shorting or a patch cord that accommodates multiple stacking, Pomona Electronics' design and reliability are your connection with quality.

### Calibration Accessory Kit

Model# CK73041



The Pomona CK73041 Calibration Kit includes the major connectors and test cables you need for instrument calibration in a comprehensive kit. Versatile adapters and flexible cables greatly expand the variety of test cables you can create, reducing the number of special-purpose patch cords and connectors needed for calibration applications.

#### Perfect for:

- Field Calibration
- Outfitting a new technician or lab
- Comprehensive replacement of important connectors and leads

#### The Calibration Kit allows you to:

- Combine connectors with patch cords to create a wide variety of necessary test cables.
- Reduce the number of test cables needed by creating multiple combinations.
- Make low voltage precision measurements with shielded low thermal EMF spade lug patch cords.
- Easily connect to a variety of test equipment with BNC to banana and BNC to binding post adapters.
- Use shielded coax cables for test and calibration rather than unshielded leads.
- Turn banana plug patch cords into test leads terminated with alligator clips, spade lugs, or pin tips.
- Access N Type instrument jacks.
- Connect to analog components from coaxial cables.
- Take advantage of shielded dual conductor patch cords.
- Daisy-chain leads for those long lead situations.

For data sheets / specifications of the individual components contained in the CK73041 Calibration Kit, please visit our Pomona website at: [www.pomonaelectronics.com](http://www.pomonaelectronics.com)






## Boxes and Enclosures

From setting up system electronics to circuitry prototyping, Pomona provides you with the boxes and enclosures to securely seal signal sensitive cables and wires. The large variety of die-cast aluminum connectorized enclosures and phenolic or molded thermoplastic boxes are ready to house components in styles and sizes that will simplify your interconnections.

### Miniature Size Die Cast Aluminum Box with Cover



3753/3754

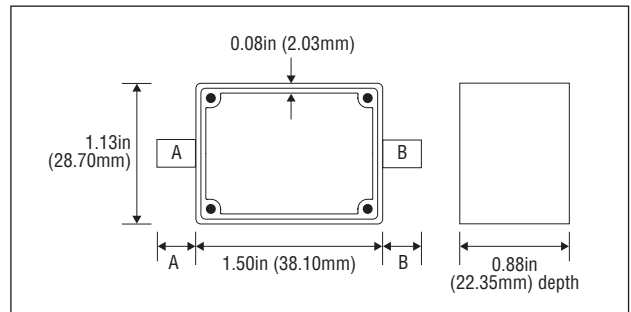
3752



3751

Model#	Finish	Connector: A		Connector: B	
		Type	Length	Type	Length
3754	None	–	–	–	–
3753	BBE	–	–	–	–
3751	BBE	BNC (F)	0.72in (18.29mm)	BNC (F)	0.72in (18.29mm)
3752	BBE	BNC (F)	0.72in (18.29mm)	BNC (M)	0.85in (21.59mm)
4742	Replacement cover				
4864	Cover screws, 100/pkg				
2352	Connector screws with solder turret, 100/pkg				

BBE = Blue Baked Enamel      Cover and screws included with all boxes.



### “A” Size Die Cast Aluminum Box with Cover



2397/2400

2390



2391

2392



2401

2393

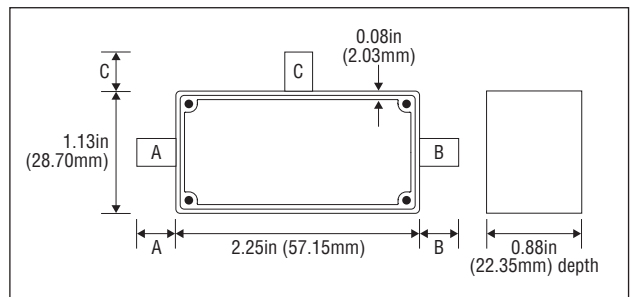


2399

2398

Model#	Finish	Connector: A		Connector: B		Connector: C	
		Type	Length	Type	Length	Type	Length
2400	None	–	–	–	–	–	–
2397	BBE	–	–	–	–	–	–
2390	BBE	BNC (F)	0.72in (18.29mm)	BNC (F)	0.72in (18.29mm)	–	–
2391	BBE	BNC (M)	0.85in (21.59mm)	BNC (F)	0.72in (18.29mm)	–	–
2392	BBE	BNC (F)	0.72in (18.29mm)	BNC (F)	0.72in (18.29mm)	BNC (F)	0.72in (18.29mm)
2401	BBE	BNC (F)	0.72in (18.29mm)	BNC (F)	0.72in (18.29mm)	BNC (M)	0.85in (21.59mm)
2393	BBE	BNC (F)	0.72in (18.29mm)	BNC (M)	0.85in (21.59mm)	PDB	0.82in (20.83mm)
2398	BBE	SMA (F)	0.38in (9.69mm)	SMA (M)	0.38in (9.69mm)	–	–
2399	BBE	SMA (F)	0.38in (9.69mm)	SMA (F)	0.38in (9.69mm)	–	–
4245	Replacement cover						
3728	Flange mounting cover						
4864	Cover screws, 100/pkg						
2352	Connector screws with solder turret						

BBE = Blue Baked Enamel      PDB = Post, Double Binding      Cover and screws included with all boxes.



## Boxes and Enclosures

### “B” Size Die Cast Aluminum Box with Cover



2417/2428



3230




3231



3239



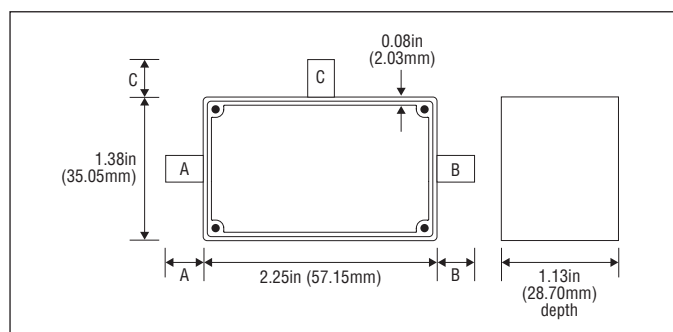
3232




3234

Model#	Finish	Connector: A		Connector: B		Connector: C		Connector: D	
		Type	Length	Type	Length	Type	Length	Type	Length
2428	None	—	—	—	—	—	—	—	—
2417	BBE	—	—	—	—	—	—	—	—
3230	BBE	BNC (F)	0.72in (18.29mm)	BNC (F)	0.72in (18.29mm)	—	—	—	—
3231	BBE	BNC (F)	0.72in (18.29mm)	BNC (M)	0.85in (21.59mm)	—	—	—	—
3239	BBE	IBNC	0.47in (11.94mm)	IBNC	0.47in (11.94mm)	—	—	—	—
3232	BBE	BNC (F)	0.72in (18.29mm)	BNC (F)	0.72in (18.29mm)	BNC (F)	0.72in (18.29mm)	—	—
3234	BBE	BNC (F)	0.72in (18.29mm)	BNC (F)	0.72in (18.29mm)	BNC (F)	0.72in (18.29mm)	BNC (F)	0.72in (18.29mm)
4246	Replacement cover								
3719	Flange mounting cover								
4864	Cover screws, 100/pkg								
2352	Connector screws with solder turret								

BBE = Blue Baked Enamel IBNC = Isolated BNC Cover and screws included with all boxes.



### “C” Size Die Cast Aluminum Box with Cover



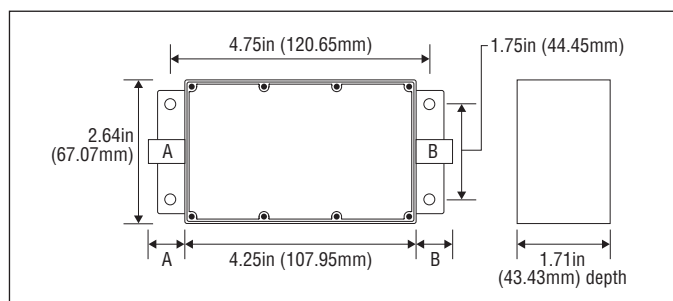
2901 / 2906




2902

Model#	Finish	Connector: A		Connector: B	
		Type	Length	Type	Length
2906	None	—	—	—	—
2901	BBE	—	—	—	—
2902	BBE	BNC (F)	0.72 (18.29mm)	BNC (F)	0.72 (18.29mm)
4248	Replacement cover				
2352	Connector screws with solder turret				

BBE = Blue Baked Enamel Cover and screws included with all boxes.

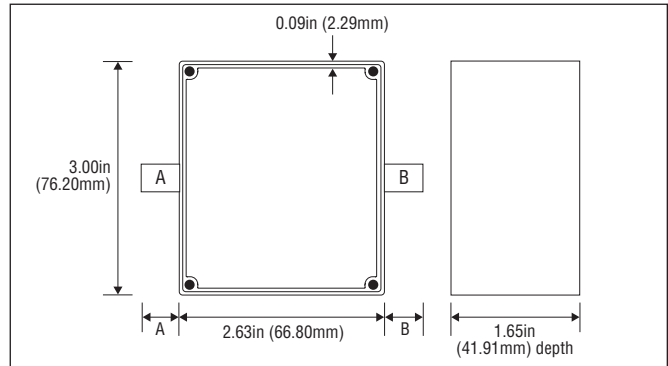


**“D” Size Die Cast Aluminum Box with Cover**



Model#	Finish	Connector: A		Connector: B	
		Type	Length	Type	Length
3606	None	–	–	–	–
3601	BBE	–	–	–	–
3602	BBE	BNC (F)	0.72 (18.29mm)	BNC (F)	0.72 (18.29mm)
3603	BBE	BNC (F)	0.72 (18.29mm)	BNC (M)	0.85 (21.59mm)
2352	Connector screws with solder turret				

BBE = Blue Baked Enamel    Cover and screws included with all boxes.



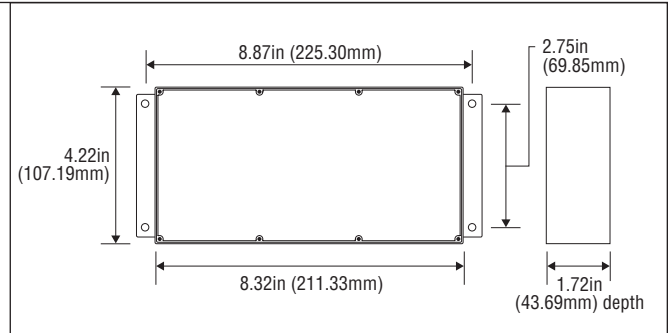

**“E” Size Die Cast Aluminum Box with Cover**

Model#	Finish
5186	None
4226	Blue Baked Enamel

Cover and screws included.

**Recommended Circuit Board Sizes:**

- 8.00in x 1.49in x .062in, (203.2mm x 37.85 x 1.57mm) Thick.
- 3.90in x 1.49in x .062in, (99.06mm x 37.85 x 1.57mm) Thick.
- 7.60in x 3.40in x .062in, (193.04mm x 86.36mm x 1.57mm) Thick.






## Boxes and Enclosures

### “F” Size Extruded Aluminum Box with Covers



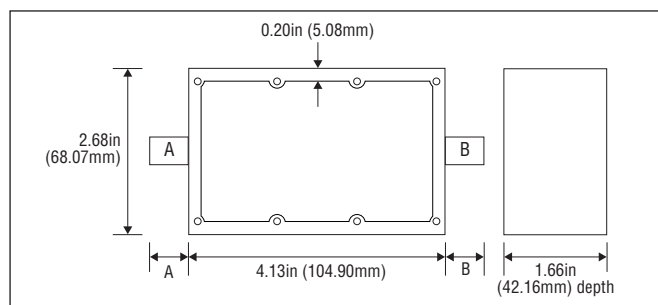
3301/3306



3302

Model#	Finish	Connector: A		Connector: B	
		Type	Length	Type	Length
3306	None	—	—	—	—
3301	BBE	—	—	—	—
3302	BBE	BNC (F)	0.72in (18.29mm)	BNC (F)	0.72in (18.29mm)
4247	Replacement cover				
4862	Cover screws, 100/pkg				
2352	Connector screws with solder turret				

BBE = Blue Baked Enamel Cover and screws included with all boxes.



#### Recommended Circuit Board Sizes:

3.90in x 1.48in x 0.062in, (99.06mm x 37.59 x 1.57mm) Thick.      2.40in x 1.48in x 0.062in, (60.96mm x 37.59mm x 1.57mm) Thick.


### “G” Size Extruded Aluminum Box with Cover

Model#	Finish
3316	None
3311	Blue Baked Enamel
4247	Replacement cover
4862	Cover screws, 100/pkg

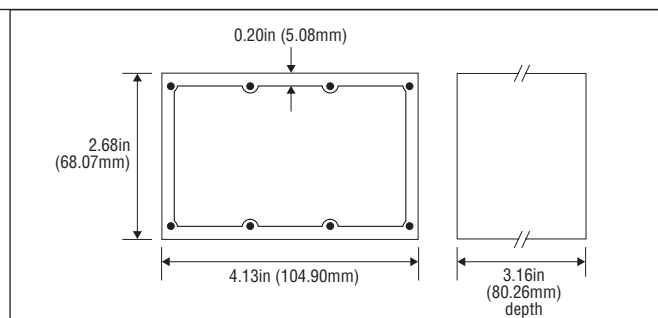
Cover and screws included.

#### Recommended Circuit Board Sizes:

3.90in x 2.98in x .062in, (99.06mm x 75.69mm x 1.57mm) Thick.  
2.40in x 2.98in x .062in, (60.96mm x 75.69mm x 1.57mm) Thick.



3311



### “H” Size Extruded Aluminum Box with Cover

Model#	Finish
3743	None
3742	Blue Baked Enamel
4247	Replacement cover
4862	Cover screws, 100/pkg

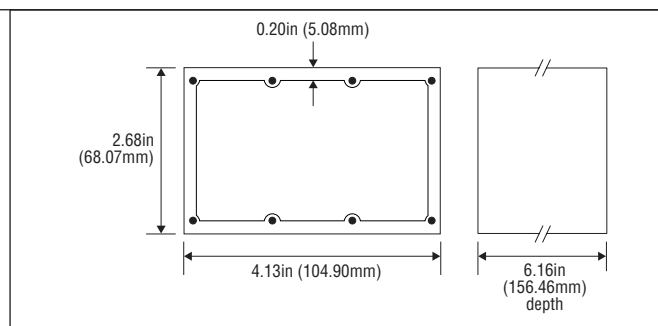
Cover and screws included.

#### Recommended Circuit Board Sizes:

3.90in x 5.98in x .062in, (99.06mm x 75.69mm x 1.57mm) Thick.  
2.40in x 5.98in x 0.062in, (60.96mm x 75.69mm x 1.57mm) Thick.



3742



**“J” Size Die Cast Aluminum Box with Cover**



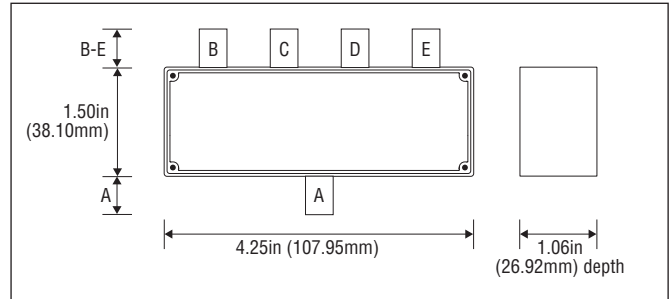
4655/5255



4656

Model#	Finish	Connector: A		Connector: B to E	
		Type	Length	Type	Length
5255	None	—	—	—	—
4655	BBE	—	—	—	—
4656	BBE	BNC (F)	0.72 (18.29mm)	BNC (F)	0.72 (18.29mm)
4864	Cover screws, 100/pkg				

BBE = Blue Baked Enamel    Cover and screws included with all boxes.



**Recommended Circuit Board Sizes:**

4.13in x 0.87in x 0.062in, (104.9mm x 22.10mm x 1.57mm) Thick.    1.38in x 0.87in x .062in, (35.05mm x 22.10mm x 1.57mm) Thick.


**“L” Size Die Cast Aluminum Box with Cover**

Model#	Finish
5203	None
4903	Blue Baked Enamel
4864	Cover screws, 100/pkg

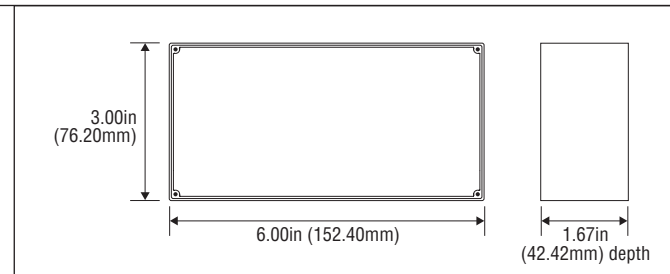
Cover and screws included.

**Recommended Circuit Board Sizes:**

5.88in x 1.48in x .062in, (149.35mm x 37.59mm x 1.57mm) Thick.  
2.88in x 1.48in x .062in, (73.15mm x 37.59mm x 1.57mm) Thick.



4903



**Molded Thermoplastic Box with Card Guides and Cover**

Model#	Finish
3850-0	Black - Thermoplastic
3850-6	Blue - Thermoplastic
4864	Cover screws, 100/pkg

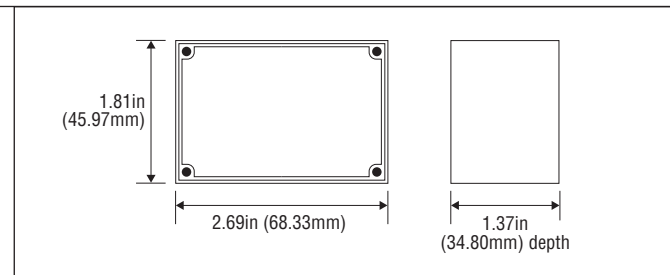
Cover and screws included.

**Recommended Circuit Board Sizes:**

2.51in x 1.60in x .062in, (63.35mm x 40.64mm x 1.57mm) Thick.



3850-0



## DMM Accessories and Kits

Connecting with the industry's leading digital multimeter brands, Pomona provides the world's largest selection of test leads and probes. Superior materials and outstanding design, assure conformity with industry-leading reliability and performance standards. From high-density IC leads to voltage on a distribution panel, Pomona connects you with the right solution.

### Deluxe Multi-Use DMM Maxi-Kit

Model# 5677B



1. Silicone insulated 4ft (1.2m) leads with right angle plug.
2. Modular probe set with replaceable tips.
3. 5 sets of replacement tips.
4. Retractable tip test probe set.
5. Test lead coupler set.
6. Medium alligator clip set.
7. Large alligator clip set.
8. Spade lugs.
9. IC probe tip adapter.
10. Minigrabber<sup>®</sup> test clip leads.
11. Minipincer<sup>®</sup> test clip leads.
12. Nylon storage pouch.

- Modular probes with interchangeable tips.
- Silicone insulated 4ft (1.2m) test leads with right-angle DMM plugs for most meters from Fluke, HP, Meterman, Amprobe, and others.
- New retractable tip probe with 3in (76.2mm) long tip and silicone leads.
- Minigrabber<sup>®</sup> and Minipincer<sup>®</sup> test clip leads attach to test leads.
- Test lead coupler connects leads to probe set for 16ft (4.8m) reach.
- Nylon storage pouch with compartments for accessories.

### Electronic DMM Maxi-Kit

Model# 6340



1. Silicone insulated 4ft (1.2m) leads.
2. Modular probe set.
3. Precision electronic probes.
4. 4 sets of replacements tips.
5. Test lead couplers.
6. Medium alligator clips.
7. Large alligator clips.
8. Minigrabber<sup>®</sup> test clip leads.
9. Minipincer<sup>®</sup> test clip leads.
10. Spade lugs.
11. Nylon storage pouch.

- Modular probes with caged-spring tips fit 4mm sockets.
- Silicone insulated 4ft (1.2m) test leads with right-angle DMM plugs fit most meters from Fluke, HP, Meterman, Amprobe, Greenlee and others.
- Precision Electronic probe with replacement tips offers flexibility in testing.
- Minigrabber<sup>®</sup> and Minipincer<sup>®</sup> test clip leads for smaller test points.
- Nylon storage pouch with compartments for accessories.



**Deluxe Electronic DMM Test Lead Kit**

**Model# 5674C**



1. Silicone insulated 4 ft (1.2m) leads with right-angle plug.
  2. Modular probe set with standard tips.
  3. Extended probe tip adapters.
  4. Medium alligator clips.
  5. IC probe tip adapters.
  6. Minigrabber® test clip leads.
  7. Minipincer® test clip leads.
  8. Maxigrabber® test clips with pincer tip.
  9. Nylon storage pouch.
- Modular probes with standard probe tips.
  - Insulated 4ft (1.2m) test leads with right-angle DMM plugs fit most meters from Fluke, HP, Meterman, and others.
  - Probe tip extender with 3in (76.2mm) long tip.
  - Minigrabber® test clip leads attach to test leads.
  - Minipincer® test clip leads for fine pitch chip leads.
  - Maxigrabber® test clips attach to test leads.
  - Nylon storage pouch with compartments for accessories.

**Electronic DMM Test Lead Kit**

**Model# 5543B**



1. Silicone insulated 4ft (1.2m) test leads with right-angle DMM plugs.
  2. Modular electronic test probes with standard tips.
  3. Extended fine-tip probe adapter -red.
  4. Medium alligator clip -black.
  5. IC probe tip adapter -red.
  6. Insulated spade lug -black.
  7. Minipincer® test clip lead -red.
  8. Minigrabber® test clip lead -red.
  9. Nylon storage pouch.
- Silicone insulated 4ft (1.2m) test leads fit meters from Fluke, HP, Meterman, and others.
  - Modular electronic test probes attach to leads.
  - Extended fine-point adapter attaches to probe tips.
  - IC adapter attaches to probe for secure probing on chip leads.
  - Minipincer® test clip lead for fine pitch chip leads.
  - Minigrabber® test clip lead extend the reach of the test leads.

**Basic Electronic DMM Test Lead Kits**



Model#	Plug Type	Ratings
6343	Right-angle DMM plugs	IEC61010, CAT III 1000V CAT II 1000V without protective cap
5672A	Right-angle banana plug	30 Vrms/42.4 Vpk/60 Vdc
6344	Straight DMM plugs	IEC61010, CAT III 1000V CAT II 1000V without protective cap
5325A	Stacking banana plugs	30 Vrms/42.4 Vpk/60 Vdc

1. Comfort-grip DMM test probes.
  2. Silicone insulated 4ft (1.2m) leads.
  3. Extended probe tip adapters.
  4. Alligator clip probe tip adapters.
  5. Plastic storage case (not shown).
- Note:** Model 5672A has HEAVY-DUTY stainless-steel tips.  
See page 62 for banana plug types.
- Featuring Pomona's new comfort-grip probes.
  - Monolithic probes with fixed tips.
  - DMM plugs fit most meters from Fluke, Meterman, HP, Amprobe, Greenlee, and others.
  - Extended tip adapter has sharp needle point.
  - Alligator clip adapter snaps onto the probe tip.

## DMM Accessories and Kits

### Deluxe Electronic Bench DMM Test Lead Kit

Model# 6204A



1. Silicone insulated 4ft (1.2m) test leads with straight DMM plugs.
  2. Modular electronic test probes with standard tips.
  3. Extended fine-tip probe adapters.
  4. Medium alligator clips.
  5. IC lead probe tip adapters.
  6. Insulated spade lugs.
  7. Minipincer® test clip leads.
  8. Minigrabber® test clip leads.
  9. Nylon storage pouch.
- Silicone insulated 4ft (1.2m) leads fit meters from Fluke, HP (Agilent), Keithley and others.
  - Modular electronic test probes attach to leads.
  - Extended fine-point adapters attach to probe tips.
  - IC adapters attach to probes for secure probing on chip leads.
  - Minipincer® test clip leads for fine pitch chip leads.
  - Minigrabber® test clip leads extend the reach of the test leads.

### Electronic Bench DMM Test Lead Kit

Model# 5901B



1. Silicone insulated 4ft (1.2m) test leads with straight DMM plugs.
  2. Modular electronic test probes with replaceable tips.
  3. 5 sets of replacement probe tips
  4. Medium alligator clips.
  5. Insulated spade lugs.
  6. Minigrabber® test clip leads.
  7. Nylon storage pouch.
- DMM plugs fit meters from Fluke, HP (Agilent), Keithley and others.
  - Modular electronic test probes with replaceable tips adapt to many different modes.
  - Replacement probe tips offer a wide variety of probing solutions.
  - Alligator clips attach to test lead for reliable connections.
  - Spade lugs attach to test leads for binding posts or terminal screws.
  - Minigrabber® test clip leads extend the reach of the test leads.
  - Uses 080 probe tips, see 17 for replacement tips.
  - Rated CAT II 600V 10A.

### Deluxe Automotive DMM Test Lead Kit


Mode# 6530A



1. Silicone insulated 4ft (1.2m) test leads with right-angle DMM plugs.
  2. Heavy-duty modular test probes with stainless-steel tips.
  3. Heavy-duty alligator clips.
  4. Insulation piercing clips.
  5. Maxigrabber® test clips with alligator jaws.
  6. Maxigrabber® test clips with hook.
  7. Backprobe pins.
  8. Nylon storage pouch.
- Alligator clips attach to test lead for reliable connections.
  - Sharp stainless-steel probe tips resist wear.
  - Insulation piercing clips make connections without stripping insulation from wires.
  - Backprobe pins access contacts through the back side of automotive connectors.
  - DMM plugs fit meters from Fluke, Metorman, Amprobe, Greenlee and others.
  - Maxigrabber® test clips with alligator jaws for quick and easy connections.

**Industrial/Automotive DMM Test Lead Kit**

**Model# 5903A**



1. Silicone insulated 4ft (1.2m) test leads with right-angle DMM plugs.
2. Modular electrical test probes with stainless steel tips.
3. Heavy-duty alligator clips.
4. Insulation piercing clips.
5. Maxigrabber® test clips with alligator jaws.
6. Nylon storage pouch.

- DMM plugs fit meters from Fluke, Meterman, Amprobe, Greenlee and others.
- Sharp stainless-steel probe tips resist wear.
- Alligator clips attach to test lead for reliable connections.
- Insulation piercing clips make connections without stripping insulation from wires.
- Maxigrabber® test clips with alligator jaws for quick and easy connections.

**Deluxe Electrical DMM Test Lead Kit**

Model#	Plug Type	Ratings
5904A	Right-angle DMM plug	CAT III 1000V per IEC61010-031 CAT II 1000V without protective cap



1. Silicone insulated 4ft (1.2m) test leads.
2. Modular electrical test probes with stainless-steel tips.
3. Maxigrabber® test clips with jaws.
4. Maxigrabber® test clips with hooks.
5. Maxigrabber® test clips with pincers.
6. Large alligator clips.
7. Nylon Storage pouch.
8. Protective caps

- DMM plugs fit meters from Fluke, Meterman, Amprobe, Greenlee and others.
- Alligator clips attach to the test leads for secure connections.
- Maxigrabber® test clips attach to test leads.
- Nylon storage pouch to contain all kit components.

**Electrical DMM Test Lead Kit**

**Model# 5673B**



1. Silicone insulated 4ft (1.2m) test leads with right-angle DMM plugs.
2. Modular electrical test probes with stainless-steel tips.
3. Extended tip probe adapters.
4. Insulated spade lugs.
5. Medium alligator clips.
6. Large alligator clips.
7. Nylon storage pouch.

- DMM plugs fit meters from Fluke, Meterman, Greenlee, Amprobe and others.
- Spade lugs connect to test leads and can be secured to binding posts or terminals.
- Alligator clips plug into the test leads.



## DMM Accessories and Kits

### Basic Electrical DMM Test Lead Kit



Model#	Plug Type	Ratings
5900A	Right-angle DMM plug	CAT III 1000V per IEC61010-031 CAT II 1000V without protective cap

1. Silicone insulated 4ft (1.2m) test leads with right-angle DMM plugs.
  2. Modular electrical test probes with standard tips.
  3. Maxigrabber® test clips.
  4. Nylon storage pouch.
- DMM plugs fit meters from Fluke, Meterman, Greenlee, Amprobe and others.
  - Maxigrabber® test clips with jaws attach to test leads.
  - Nylon carrying pouch included.

### Multi-Use DMM Test Lead Kit



Model#	Ratings
5899A	CAT III 1000V per IEC61010-031 CAT II 1000V without protective cap

1. Silicone insulated 4ft (1.2m) test leads with right-angle DMM plugs.
  2. Modular electrical test probes with standard tip.
  3. Maxigrabber® with pincer tips.
  4. Medium alligator clips.
  5. Nylon storage pouch.
- DMM plugs fit meters from Fluke, Meterman, Greenlee, Amprobe and others.
  - Alligator clips attach to test lead for reliable connections.
  - Maxigrabber® test clips with pincers for quick and easy connections.

### Deluxe Industrial Test Companion™ Kit



Model# 6173A

Includes shoulder-pack style Cordura carrying case plus the following IEC61010 compliant test accessories:

1. Modular Electrical Test Probe Set with Banana Plug Tip.
2. Flexible Test Lead Set with Right-Angle and Straight Banana Plugs.
3. Probe Lead Set with Sharp Stainless Steel Tip.
4. Maxigrabber® Test Clip Set with Pincer Tip.
5. Maxigrabber® Test Clip Set with Hook Tip.
6. Maxigrabber® Test Clip Set with Jaws.
7. Extra Large Alligator Clip Set.
8. Medium Alligator Clip Set.
9. Insulated Spade Lug Set.
10. Test Companion Carrying Case.

**Industrial Test Companion™ Kit**

**Model# 6172A**




Includes shoulder-pack style Cordura carrying case plus the following IEC61010 compliant test accessories:

1. Modular Electrical Test Probe Set with Banana Plug Tip.
2. Flexible Test Lead Set with Right-Angle and Straight Banana Plugs.
3. Probe Lead Set with Sharp Stainless Steel Tip.
4. Maxigrabber® Test Clip Set with Pincer Tip.
5. Maxigrabber® Test Clip Set with Hook Tip.
6. Medium Alligator Clip Set.
7. Insulated Spade Lug Set.

**Probe and Lead Kit for Portable Scopes**

**Model# 72942**



Includes shoulder-pack style Cordura carrying case plus the following test accessories:

1. Red Scope Probe, 500 MHz, see page 77.
2. Black Ground Lead.
3. Red Sprung Hook.
4. Probe Tip Ground.
5. Modular Test Probe with Standard 0.080in (2mm) Tip.
6. Flexible Test Lead Set with Straight and Right-Angle Banana Plugs.
7. Medium Alligator Clip Set.
8. Extra Large Alligator Clip Set.
9. Maxigrabber® Set Pincer Style.
10. Maxigrabber® Test Clip Set with Jaws.

**Precision Electronic Test Probe Set**



Model#	Features	Ratings
6341	Probe set with complete set of 5 tips	CAT II 1000V*
6342	Probe set with sharp point gold pogo pin tips	CAT II 1000V
6275	Probe set with sharp stainless steel rigid tips	CAT II 1000V
6354	Replacement probe tips. Set of 5 types.	

- Replaceable 0.04in (1.01mm) pogo-pin tips.
- Small outline for tight test situations.
- Replaceable pogo-pin tips.
- Comfort-grip textured surface.
- Fits all meters including Fluke, HP (Agilent), Keithley, Metorman and others.
- Silicone insulated leads resist abrasion and heat.

**Replacement Tips**

1. Sharp-point gold pogo-pin.
2. Tri-point gold pogo-pin.
3. Quad-point gold pogo-pin.
4. Sharp stainless steel rigid.
5. 3in (76.2mm) long extended. Stainless steel.

\*except when used with 3in (76.2mm) tip which is 33Vrms/70Vdc.

See page 65 for more probe tips.

## DMM Accessories and Kits

### Safety 2mm/4mm Test Probe Set



Model#	Ratings
6601	IEC61010 1000V CAT III CAT II 1000V without protective cap

- Versatile 2mm probe tip with screw-on 4mm tip.
- Each probe includes Protective Cap designed to meet Guidance Note GS38.
- Silicon insulated 4ft (1.2m) test leads with right-angle DMM plugs.
- Comfort-grip textured surface.

### Retractable Needle Tip Test Probes



Model#	Plug Type	Ratings
5953A	Right-angle DMM	CAT II 600V*
5952A	Stacking banana	600V**

\*per IEC61010

- Silicone insulated 4ft (1.2m) leads fits most meters from Fluke, Metorman, HP, Amprobe, Greenlee and others.
- Fully insulated tip extends to 3in (76.2mm).
- Durable 0.040in (1.02mm) stainless-steel needle tips reach into inaccessible areas.
- Set of 2 probes, one black and one red.

\*\*Ratings: For CE compliance and for personal safety, do not hold in hand when voltages exceed 30 Vrms / 42.2 Vpk / 60 Vdc or current exceeds 8A maximum. Maximum voltage for hands free use: 600 Vrms. Do not use on circuits where transient stresses can exceed the rated voltage.

See page 62 for banana plug types.

### Test Probes with Screw-on Alligator Clips



Model#	Ratings
6723	IEC61010 1000V CAT III 20A (probe alone) IEC61010 1000V CAT II without protective cap IEC61010 300V, CAT II 10A (with alligator clip attached)

- Probe set includes 2 screw-on alligator clips.
- 8-32 threaded tips allow secure attachment of alligator clips.
- Silicon insulated 4ft (1.2m) test leads with right-angle DMM plugs.
- Comfort-grip textured surface.
- Wide temperature range of 14 to 131°F (-10 to +55°C).

### Pomona's Test Companion™ Accessory Cases and Pouches



Model#	Description
6146	Briefcase style with carrying strap
6147	Medium shoulder-pack with carrying strap
5955	Folding case with Velcro

### SMD Micro Tip/Test Probe



Model#	Color
5144-48-0	Black
5144-48-2	Red
6235	Set of two: Black, Red

The probe microtip is specially designed to probe SMD contacts. It features a stainless steel needle tip that is flexible to help prevent damage to SMD lands. The tip is curved to aid in probing hard to reach areas.

**Ratings:** For CE compliance and for personal safety, do not hold in hand when voltages exceed 30 Vrms/ 42.4 Vpk/60 Vdc or current exceeds 8A maximum. Maximum voltage for hands free use: 1200 Vrms Max. Do not use on circuits where transient stresses can exceed the rated voltage.

### Maxigrabber® Test Clip Set with Pincer



Model# 5910B

Includes set of 2, one red and one black.

**Pincer Opening:** 0.080in (2.03mm) dia. test point.

**Rating:** Overvoltage CAT III, 1000V, 10A per IEC61010-031.

### Maxigrabber® Test Clip Set with Hook



Model# 5911B

Includes set of 2, one red and one black.

**Hook Fits Test Points to:** 0.060in (1.52mm) diameter.

**Hook Opens to:** 0.25in (6.5mm).

**Rating:** Overvoltage CAT III, 1000V, 10A per IEC61010-031.

### Maxigrabber® Test Clip Set with Jaws



Model# 5912B

Includes set of 2, one red and one black.

**Jaw Opening:** 0.50in (12.70mm) dia.

**Rating:** Overvoltage CAT III, 1000V, 10A per IEC61010-031.

### Insulation Piercing Maxigrabber® Test Clip Set



Model# 5913

Includes set of 2, one red and one black.

Pierces insulation to make connection on wire up to 0.144in (3.66mm) diameter.

**Rating:** 1000 Vrms Max, 10A. Do not use on circuits where transient stresses can exceed the rated voltage.



**TwistGuard™ DMM Test Lead Set**




Model#	Features	Plug Type	Ratings
7519A	Retractable probe tip sheath	Right-angle DMM (1)	CAT III 1000V, CAT IV 600V, CAT II 1000V*

\*per IEC61010-031  
CAT II 1000V CAT II with sheath retracted

- Patented extendable tip sheath meets new electrical safety requirements.
- Offers the versatility to switch between CAT II and CAT III/IV applications.
- Probe always show correct category ratings for tip length being used.
- New lead wire wear indication with inner contrasting color exposed when the leads are worn.
- Silicone insulated 4 ft. (1.2m) leads.
- Compatible with all instruments that accept standard 4mm shrouded banana plugs.

**Replacement DMM Test Lead Sets with Fixed Tips**



Model#	Features	Plug Type	Ratings
5519A	Standard tip Nickel/brass	Right-angle DMM (1)	CAT III 1000V*
6365	Standard tip Nickel/brass	Straight DMM (2)	CAT III 1000V*
6366	Standard tip Nickel/brass	Retractable sleeve (5)	CAT III 1000V*
5898	Stainless steel heavy-duty tip	Right-angle DMM (1)	CAT III 1000V*
5309A	Stainless steel heavy-duty tip	Stacking banana (3)	30 Vrms/60 Vdc**

\*per IEC61010-031  
CAT II 1000V without protective caps

- Monolithic probes with fixed tips.
- Durable 080 tips for long life.
- Comfort-grip probe.
- Silicone insulated 4ft (1.2m) leads fit most DMMs from Fluke, HP (Agilent), Metorman, Amprobe, Greenlee and others.


For Plug Type, see below.

\*\*Ratings: For CE compliance and for personal safety, do not hold in hand when voltages exceed 30 Vrms/42.4 Vpk/60 Vdc or current exceeds 8A maximum. Maximum voltage for hands free use: 1000 Vrms. Do not use on circuits where transient stresses can exceed the rated voltage.

**Plug Types**

1. Right-angle DMM plug\*
2. Straight DMM plug\*
3. Stacking banana plug
4. Straight banana plug
5. Retractable sleeve banana plug
6. Right-angle banana plug

\* Shrouded DMM plugs fit most DMMs from Fluke, Metorman, HP (Agilent), Amprobe, Greenlee and others.



## DMM Accessories and Kits

### Replacement DMM Test Leads



Choose plug for this end from below

Plugs into probes below

Model#	Application	Features	Ratings
5907A	Hand held DMM modular test leads	Right-angle DMM plug (1)	CAT III 1000V*
5908A	Bench-top DMM modular test leads	Straight DMM plugs (2)	CAT III 1000V*
5909A	Hand held DMM modular test leads	Right-angle DMM plug at both ends (1)	CAT III 1000V*
6358	Universal DMM test leads	Retractable sheath DMM plugs (3)	CAT III 1000V*

\*per IEC61010-031

- Leads for Pomona Modular Test Probes.
- Plugs fit most popular DMMs from Fluke, Meterman, HP (Agilent), Amprobe, Greenlee and others.
- Silicone insulated 4ft (1.2m) leads.
- Wear indication with double insulated silicone leads for increased safety.
- Retractable sleeve plug fits all banana jacks, binding posts and DMM input jacks.

#### Plug Types

1. Right-angle DMM.
2. Straight DMM.
3. Retractable sheath 0.16in (4mm).

### Replacement Modular Test Probes



6232A

5906A

6479

5689A

Model#	Probe Type	Features	Ratings
6232A	Modular electrical probe	Standard 0.08in (2.03mm) tip	CAT III 1000V*
6479	Industrial modular probe	Stainless-steel 0.08in (2.03mm) sharp-point	CAT III 1000V*
5906A	Lantern tip	Fits 4mm Jack	CAT III 1000V*
5689A	Replaceable tip modular probe	Stainless-steel 0.08in (2.03mm) sharp-point	CAT II 600V

\*per IEC61010-031  
CAT II 1000V without protective cap

- Modular probes fit all Pomona test leads.
- Lantern tip probes fit into banana jacks.



### Replacement Modular Test Probe Sets



Model#	Description	Probe Type	Test Lead Type	Ratings
6286	Standard tip with right-angle DMM plug	6232A	5907A	CAT III 1000V*

\*per IEC61010-031  
CAT II 1000V without protective cap

- Modular test probes sets contain one set of modular probes and test leads in one package.
- Silicone insulated 4ft (1.2m) leads fit most meters from Fluke, Meterman, HP (Agilent), Amprobe, Keithley, Greenlee and others.



6232A

**Insulation Piercing Clip Sets**



6405

Model#	Features	Colors
6405	Attach to test leads 4in (10.2cm) long	Set of red/black
6413	Attach to 0.080in (2.03mm) probe tip (10.2cm) long	Set of red/black

- Double V block centers wire
- Set of 2, (red and black jacks)
- Bright yellow for easy location
- Attach to test leads


**Test Lead Couplers**



Model# 6252

Banana plug splice.  
Maintains overvoltage rating up to CAT III 1000V per IEC61010-031.  
Use with any Pomona DMM test leads, even 0.16in (4mm plugs).

**Large Alligator Clip Set**




← 3.58in (90.9mm) →

Model#	Color
6041B	Set of 2: Black, Red

Fits on any DMM or banana plug test lead.  
**Rating:** IEC61010-031 CAT III 1000V 20A.  
**Jaw Opening:** 1.0in (25.40mm).


**Test Probe Tip Adapters**



Model#	Application
6262-02	fits comfort-grip style and modular probes 6232A and 6479
5682-*	fits modular probe 5689A

Extended Fine Point.  
Insulated probe for hard to reach test points.  
Maximum 3A.  
**Std. Colors:** -02 1 ea. Black, Red.  
**\*Std. Colors:** -0 Black, -2 Red.

**Industrial Alligator Clip Set**



← 3.20in (81.3mm) →

Model# 5914

Fits on any DMM or banana plug test lead.  
**Rating:** IEC61010-031 CAT III 600V 10A.  
**Jaw Opening:** to 1.0in (25.40mm).  
**\*Std. Colors:** -0 Black, -2 Red.

**Insulated Spade Lug Adapters**




6203

Model#	Color
6203	Set of 2: Black, Red
1614A-*	1 Clip

Connect banana plug patch cords to binding posts.  
Fits screws or binding posts from #10: 0.32in to 0.25in (8.13mm to 6.35mm).  
Compatible with any Pomona banana jack shrouded or unshrouded  
**\*For singles, order:** -0 Black, -2 Red.

**Medium Alligator Clip Set**




← 2.91in (73.9mm) →

Model#	Color
5916B	Set of 2: Black, Red

Fits on any DMM or banana plug test lead.  
**Rating:** CAT II 1000V, 10A.  
**Jaw Opening:** to 0.30in. (7.62mm).

**Alligator Clip Set for Test Probes**



← 2.94in (74.6mm) →

Model#	Color
6264B	Set of 2: Black, Red

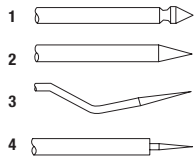
Alligator Clip.  
Attach to probe tip.  
**Rating:** CAT II 1000V, 10A.  
Works with comfort-grip style and modular electrical probes.





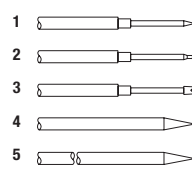
## DMM Accessories and Kits

### 0.08in (2.03mm) Replacement Probe Tips



Model#	Item	Features
5133	3	SMD Microtip™ stainless-steel tip
6364	Full set	Set of all tips
	1(4ea)	Nickel-plated standard tip
	2(2ea)	Stainless-steel sharp point
	3(2ea)	SMD Microtip™ stainless-steel tip
	4(2ea)	Sharp needle-point stainless-steel

### 0.04in (1.01mm) Replacement Probe Tips




Model#	Item	Features
6212	3	Quad-point gold-plated pogo pin
6354	Full set	Set of all tips
	1	Sharp gold-plated
	2	Triple-point gold-plated pogo pin
	3	Quad-point gold-plated pogo pin
	4	Sharp stainless-steel
	5	3in (76.2mm) long extended.

### SMD Test Tweezer Products

Model#	Features	Ratings
5143-K-48	Stacking Banana Plug	30 Vrms / 42.4 Vpk / 60 Vdc, 3A
5142-K-48	BNC Male	30 Vrms / 42.4 Vpk / 60 Vdc, 3A
5678-K-48	Right-Angle DMM Plug	30 Vrms / 42.4 Vpk / 60 Vdc, 3A

Length: 48in (1.22m)



**Create Your Own Test Leads for Your Own Specific Needs with the Following:**

**Test Lead Wire with Silicone or PVC Insulation**



Model#	Insulation Type	Length
6733-*	Silicone	50ft (15.2m)
6734-*	PVC	50ft (15.2m)

- 50ft (15.2m) of unterminated 18 AWG test lead wire 50ft (15.2m lengths only.)
- Choose from heat-resistant silicone or PVC insulation.
- Very flexible with 192 strands of 41 AWG base copper conductor.
- Wear indication with double insulated silicone leads for increased safety.
- Create your own test leads with the adapters shown below.
- Wide temperature range of -58 to 302°F (-50 to 150°C) with PVC insulation.

\*Std. Colors: -0 Black, -2 Red.

See pages 34-35 for more do-it-yourself plugs.

**Do-It-Yourself 4mm Right Angle Banana Plug**



**Model# 6729**

Build your own safety leads with do-it-yourself safety-sheathed 4mm right-angle banana plug.


**Material:** Contacts: nickel-plated brass; Insulation: lucel acetal polymer.

**Rating:** IEC61010 1000V Category III\*\*, 20A, 14 to 131°F (-10 to +55°C).

\*Std. Colors: -0 Black, -2 Red.

\*\* When plug is correctly assembled and terminated.

**Do-It-Yourself 4mm Stackable Banana Plug**



**Model# 6721**

Build your own safety stacking leads with do-it-yourself safety-sheathed 4mm stackable banana plugs.

**Material:** Contacts: nickel-plated brass; Insulation: lucel acetal polymer.

**Rating:** IEC61010 1000V Category III\*\*, 20A, 14 to 131°F (-10 to +55°C).

\*Std. Colors: -0 Black, -2 Red.

\*\* When plug is correctly assembled and terminated.

**Kelvin Probes**



**Model# 6303**

For 4-wire and 2-wire measurements. Patented design for high precision rapid testing.

Gold-plated for accuracy.

Easily move from one test point to another for rapid readings.

For use with 4-wire Kelvin meters such as Agilent 34401A, and 3458A.

**Rating:** For CE compliance and for personal safety, do not hold in hand when voltages exceed 30 Vrms/42.4 Vpk/60 Vdc or current exceeds 8A maximum

**Length:** 48in (122cm)

**Kelvin Lead Set with Kelvin Clips**



**Model# 6730**

- Gold-plated Kelvin clip jaws allow 4-wire resistive measurements.
- Silicone insulated 3.3ft (1m) test lead.
- Safety sheathed straight DMM plugs for convenient bench use.
- Clips firmly grip test points for low-loss connection.

**Rating:** 30 Vrms/42.4 Vpk/60 Vdc 2A Max.

**Kelvin Clip Set**



**Model# 5940**

Two gold-plated clips connect to test points for 4-wire resistive measurement.


Clips open to 0.25in (6.35mm) maximum.

Gold-plated plugs and clips.

**Rating:** For CE compliance and for personal safety, do not hold in hand when voltages exceed 30 Vrms/42.4 Vpk/60 Vdc or current exceeds 8A maximum.

**Overall Length:** 26.5in (67.3cm).

**Do-It-Yourself In-Line Sheathed (4mm) Banana Plug and Jack**



- Safety-rated plugs and jacks for use with any wire from 22 to 18 AWG with flexible insulation.
- Plugs fit most sheathed DMM jacks and DMM test leads to make up your own banana plug or jack test lead or jumper.

See mating panel jacks (6387 on page 34).

**Material:** Banana Plug/Jack: brass; Spring: heat treated beryllium copper; Insulation: Santoprene®.

Model #	Type
6383-*	Plug
6383-02	
6384-*	Jack
6384-02	

Attaches to wire by crimp or soldering.

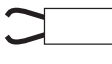
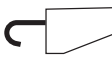
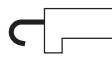

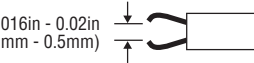





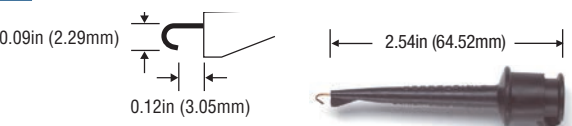

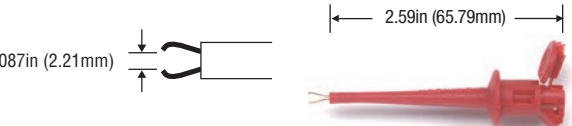



**Rating:** IEC61010 CAT II 300V, 15A, +275°F (+135°C) max.

\*Std. Colors: -0 Black, -2 Red, -02 Black and Red (2 per pkg).

\*Sold in pkgs of 10.

## Grabbers and Test Clips

Pomona Electronics' Grabber® Test Clips connect rapidly to component test leads, terminals and IC leads. Specially designed tips slide easily onto wire-wrap terminals. And do-it-yourself Grabber test clips can be assembled quickly and easily by the user.

 <p><b>Minipincer SMD Grabber</b> Page 74</p>	 <p><b>Minigrabber</b> Page 73</p>
 <p><b>Micrograbber</b> Page 73</p>	 <p><b>Rotating Micrograbber</b> Page 74</p>
<p><b>SMD</b></p>   <p>Page 72</p>	
<p><b>Micro</b></p>   <p>Page 68</p>	
<p><b>Micro</b></p>   <p>Page 68</p>	
<p><b>Mini</b></p>   <p>Page 67</p>	
<p><b>SMD</b></p>   <p>Page 68</p>	
<p><b>Maxi</b></p>   <p>Page 68</p>	

### Minigrabber® Test Clip with Banana Jack



**Model# 4723-\***

Banana Jack built into plunger.

**Overall Length:** 2.54in (64.52mm).

**Rating:** Maximum voltage for *hands free use*. 300V. 5A, 216°F (+102°C) max.

**\*Std Colors:** -0 Black, -2 Red.

### Do-It-Yourself Minigrabber® Test Clips



Model#	Max. Wire Dia.	Temperature
3925-*	0.090in (2.29mm)	216°F (102°C)
4555-*	0.144in (3.55mm)	300°F (149°C)

**Overall Length:** 2.35in (59.69mm).

**Rating:** Maximum voltage for *hands free use*. 300V. 5A, +216°F (+102°C) max.\*

**Std Colors:** -0 Black, -2 Red.

Model#	Features
4176-02	Kit contains 2 pcs. of 3925, one black/one red
5522	Kit contains 10 pcs. of 3925, one of each color

### Minigrabber® Test Clip with Pin Tip Jack



**Model# 4826-\***

A pin jack is built right into the plunger, allowing this test clip to be attached directly to the end of a pin tip patch cord. It can also be used as an adapter for test probes with 0.080in (2.03mm) tips.

**Overall Length:** 2.54in (64.52).

**Rating:** Maximum voltage for *hands free use*. 300V. 5A, 216°F (+102°C) max..

**\*Std Colors:** -0 Black, -2 Red.

### Oscilloscope Probe Tip Adapters



6443

Model#	Probe Type
6443	Monolithic Series
6553	Modular Series

• Adapter attaches directly to the oscilloscope probe tip.

• Designed for use with Micro SMD Grabber Test Clips.



6553

**\*Color Code:** -0 Black, -1 Brown, -2 Red, -3 Orange, -4 Yellow, 5 Green, -6 Blue, -7 Violet, -8 Gray, -9 White



**SMD Grabber® Test Clip with 0.025in (0.635mm) Square Pin**



Model#	Features
5360	Sold Individually

Pincer type contact designed for testing 0.05in (1.25mm) lead pitches such as SOJ, SOIC and PLCC surface mounted packages.  
0.15in (3.81mm) sq. access hole leads to 0.025in (0.635mm) sq. pin.  
**Overall Length:** 1.73in (43.94mm).  
**Rating:** Maximum voltage for hands free use: 150V. 0.5A, 216°F (+102°C) max.  
**\*Std Colors:** -0 Black, -2 Red.  
0.025in (0.635mm) Square Pin Patch Cords available, see page 48.

**Do-It-Yourself SMD Grabber® Test Clips**



Model#	Max. Wire Dia.
5243-*	0.090in (2.29mm)
5520	Kit containing 10 pcs of 5243 one of each color

Pincer type contact designed for testing 0.05in (1.27mm) lead pitches such as SOJ, SOIC and PLCC surface mounted packages.  
**Overall Length:** 1.71in (43.43mm).  
**Rating:** Maximum voltage for hands free use: 150V. 0.5A, 216°F (+102°C) max.  
**\*Std Colors:** -0 Black, -2 Red.

**Do-It-Yourself Micrograbber® Test Clips**



Model#	Features
4233-*	-0 Black, -2 Red, -5 Green, -9 White

**Overall Length:** 1.71in (43.43mm).  
**Material:** Gold plated brass  
**Rating:** 150V, 3A, +216°F (+102°C) max.  
For hook dimensions see page 67.

**Micrograbber® Test Clip with 0.025in (0.635mm) Square Pin**



Model#	Features
4521*	Sold individually

**\*Std Colors:** -0 Black, -2 Red.

**Do-It-Yourself Flexible Maxigrabber® Test Clips**



Model#
5830-*

Rotating pincer type contact for easier access. Standard banana jack and screw for direct wire termination.  
**Overall Length:** 6.22in (157.9mm).  
**Rating:** Maximum voltage for hands free use: 250V.  
**\*Std Colors:** -0 Black, -2 Red.  
For pincer dimensions see page 67.

**Do-It-Yourself Minipincer® Test Clip**



Model#
5418-*

Pincer type contact.  
**Overall Length:** 2.59in (65.79mm).  
**Rating:** Maximum voltage for hands free use: 300V. 5A, 176°F (+80°C) max.  
**\*Std Colors:** -0 Black, -2 Red  
For pincer dimensions see page 67.

**Miniature Alligator Test Clip with 2mm Banana Jack**



Model#
5788-*

**Jaw Opening:** 0.24in (6.10mm) max. .  
**Overall Length:** 1.57".  
**Rating:** 45V, +80°C (+176°F) max.  
**\*Std. Colors:** -0 Black, -2 Red.  
Sold in pkgs of 10 per color.

**Mini-alligator Clip with 2mm Jack**



Model#	Color
72924-0	Black
72924-2	Red

**Rating:** 600V Cat II, 10A.

**Medium Alligator Clip Set**



Model#	Features
5916B	Set of 2 Clips Black and Red

Insulated clip with sheathed 0.16in (4mm) receptacle accepts flexible lead sets 5907A, 5908A, 5909A.  
**Jaw Opening:** 0.30in (7.62mm) max.  
**Overall Length:** 2.91in (73.9mm).  
**Rating:** CAT II 1000V, 10A.

**Large Alligator Clip Set**



Model#	Features
6041B	Set of 2 Clips Black and Red
6042B-*	1 Clip

Insulated clip with sheathed 0.16in (4mm) receptacle accepts flexible lead sets 5907A, 5908A and 5909A (p. 63).  
**Jaw Opening:** 1.0in (25.40mm) max.  
**Overall Length:** 3.5in (88.90mm).  
**Rating:** Conforms to IEC61010-2-031, Overvoltage Cat III, 1000V, 20A max.

**Alligator Test Clip to Banana Jack, with Insulator, Solderable**



Model#	Plating	Features
2240-*	Nickel	10 clips and insulators/pkg.
6567	Nickel	10 clips w/o insulators/pkg.

**Jaw Opening:** Alligator clip has 0.30in (7.62mm) max.  
**Overall Length:** 2.16in (54.86mm).  
**Rating:** Maximum voltage for hands free use: 150V. 5A, 122°F (+50°C) max.  
**\*Std Colors:** -0 Black, -2 Red.  
Sold unassembled.

## SMD/Micro Format Test

Components and circuit boards are getting smaller and smaller. Pomona makes your job easier by providing clips and leads designed for micro-test, including a variety of 2mm connectors for use in tight spaces. From clips designed for chip pitches down to 0.008" (0.2 mm), to patch cords, and even complete SMD test kits, Pomona has the connection you need.

### SMD Multi-Use Test Kit

Model# 72928

SMD test kit designed for multiple small format test applications.

**Kit includes:**

1. 72902-0 Micro SMD Grabber Test Clips, (Black)
2. 72902-2 Micro SMD Grabber Test Clips, (Red)
3. 72906-0 Mini SMD Grabber Test Clips, (Black)
4. 72906-2 Mini SMD Grabber Test Clips, (Red)
5. 72905-0 Clip lead for Micro SMD Grabber - 0.8mm female/4 mm female, (Black)
6. 72905-2 Clip lead for Micro SMD Grabber - 0.8mm female/4 mm female, (Red)
7. 5908A Bench-top DMM Modular Test leads
8. 72920-39-0 Multi-stacking 2mm safety sheathed patch cords, PVC, 100mm (39in), (Black)
9. 72920-39-2 Multi-stacking 2mm safety sheathed patch cords, PVC, 100mm (39in), (Red)
10. 72923-0 SMD test probe with sharp, spring mounted tip, 2mm jack, (Black)
11. 72923-2 SMD test probe with sharp, spring mounted tip, 2mm jack, (Red)
12. 72917-0 4mm banana plug to 2mm sheathed banana jack adapter, (Black)
13. 72917-2 4mm banana plug to 2mm sheathed banana jack adapter, (Red)
14. 72924-0 Mini-alligator clip with 2mm jack, (Black)
15. 72924-2 Mini-alligator clip with 2mm jack, (Red)

Large Folding Test Kit Pouch




### SMD High Density Circuit Test Kit

Model# 72935

SMD test kit designed for probing high density circuits.

**Kit includes:** 2 DMM leads with 4mm plugs, 2 test probes with spring-loaded tips, 6 micro SMD grabbers (72902), 6 adapter leads 0.8mm female to 0.4mm jack, 2 mini SMD grabbers with 4mm connectors, 2 holding rods (72903).



**Micro SMD Grabber Test Clips Kit**

Model#	Includes
72902	12 clips, 12 leads, 6 rods

Kit of 12 Micro SMD Grabbers in 6 colors. Grabbers are designed for easy attachment to SMD chips with pitches down to 0.008in (0.20 mm). Thin yet durable design permits attachment with close spacing in tight areas. Insulated tip minimizes shorting on adjacent pins. Gold plating for low resistance connections. Kit also includes 6 holding rods to reinforce connection positions during side-by-side measurements (order Model# 72903). In addition, kit includes 12 micro leads with 0.8mm female / 0.8mm male connectors.




**Micro SMD Grabber Test Clips**

Model#	Color
72902-0	Singles - Black
72902-2	Singles - Red



Designed for easy attachment to SMD chips with pitches down to 0.008in (0.20 mm). Thin yet durable design permits attachment with close spacing in tight spaces. Insulated tip minimizes shorting on adjacent pins. Gold plating for low resistance connections. Holding rods available to reinforce connection positions during side-by-side measurements (order Pomona model number 72903). Order Pomona model number 72905-0 for clip lead for Micro SMD Grabber – 0.8mm female/4 mm female (black) or 72905-2 (red) for easy attachment to standard test leads. 72902 includes one black and one red clip. (Black).



**Clip lead for Micro SMD Grabber 0.8mm/2mm**

Model#	Color
72904-0	Black
72904-2	Red



Clip lead for easy attachment of Micro SMD Grabber to test leads with 2mm plugs. 0.8mm female/2 mm female.

**Clip lead for Micro SMD Grabber 0.8mm/4mm**

Model#	Color
72905-0	Black
72905-2	Red



Clip lead for easy attachment of Micro SMD Grabber (Pomona 72902) or Mini SMD Grabber (Pomona 72906) to standard test leads. 0.8mm female/4 mm female.

**Mini SMD Grabber Test Clips**

Model#	Color
72906-0	Black
72906-2	Red



Designed for easy attachment to SMD chips with pitches down to 0.032in (0.80 mm). Insulated shaft can be bent up to 36 degrees for versatile attachment in awkward locations or close proximity to other clips. Rotating jaws increase versatility in connection and stacking. Thin (3mm) profile allows close placement to adjacent clips. Compatible with leads with 0.80 mm female connectors. Order Pomona model number 72905-0 for clip lead for SMD Mini Grabber – 0.8mm female/4 mm female (black) or 72905-2 (red) for easy attachment to standard test leads.

**Holding Rods for Micro SMD Clips**

Model# 72903

Holding rods reinforce 72902 connection positions during side-by-side measurements. (10/pkg).





## SMD/Micro Format Test

### Mini SMD Grabber Test Clip with Lead and 2mm Jack

Model#	Color
72907-20-0	Black
72907-20-2	Red

Mini SMD Grabber Test Clip (Pomona 72906) with 20 inch (50cm) lead and 2mm Jack.



### SMD Test Probe with Sharp, Spring Mounted Tip

Model#	Color
72923-0	Black
72923-2	Red

SMD test probe with sharp, spring mounted tip and 2mm jack. Provides ultra-fine control for probing high density SMD circuits. Very fine 0.03in (0.7mm) diameter stainless steel tip is spring-mounted for controlled pressure. Removable, clear IC insulator cap prevents shorting of adjacent IC logos. Sheathed 2mm receptacle adapts to 2mm test leads and adapters.

Rating: 600V Cat III, 1A.



### Mini SMD Grabber Test Clip with Lead and 4mm Jack

Model#	Color
72929-20-0	Black
72929-20-2	Red

Mini SMD Grabber Test Clip (Pomona 72906) with 20 inch(50cm) lead and 4mm Jack for easy attachment to DMM leads.



### Do-it-yourself 2mm Stackable Safety Sheathed Plug

Model#	Color
72925-0	Black
72925-2	Red

Rating: 600V Cat II 10A.




### Multi-stacking 2mm Safety Sheathed Patch Cords

Model#	Length	Color
72920-20-0	20in (50cm)	Black
72920-20-2	20in (50cm)	Red
72920-39-0	39in (100cm)	Black
72920-39-2	39in (100cm)	Red

Multi-stacking 2mm safety sheathed male/male patch cords, PVC.

Rating: 600V Cat II, 10A Max.



### 2mm Safety Sheathed Patch Cords

Model#	Length	Color
72919-39-0	39in (100cm)	Black
72919-39-2	39in (100cm)	Red

2mm safety sheathed male/male patch cords, PVC.



### 2mm/4mm Male-male Test Leads

Model#	Length	Color
72936-0	3.9in (99.1mm)	Black
72936-2	3.9in (99.1mm)	Red

Provides a quick and easy configuration between a 4mm sheathed banana jack to a 2mm sheathed banana jack.




**Mini-alligator Clip with 2mm Jack**



Model#	Color
72924-0	Black
72924-2	Red

Rating: 600V Cat II, 10A.

**2mm Safety Sheathed Jacks**



Model#	Color
72921-0	Black
72921-2	Red

2mm safety sheathed jack with 1.9mm wire wrap connecting pin.

Materials: Contacts: Nickel plated brass.  
Insulation: Polyamide.

Rating: 600V Cat II, 10A.

**Rotating Micrograbber® Test Clip with Two 0.025in (0.635mm) Square Pins**



Model#	Features
5790-*	Sold individually

Use when testing IC leads at 0.05in (1.25mm) pitch or in other tight situations. Pincers rotate for ease of access.

Overall Length: 2.12in (53.85mm)

Rating: 33 Vrms/70 Vdc

\*Std Colors: -0 Black, -2 Red.

**2mm Safety Sheathed Jack with Solder Tab**




Model#	Color
72922-0	Black
72922-2	Red

Materials: Contacts: Nickel plated brass,  
Insulation: Polyamide.

Rating: 600V Cat II, 10A.

**Micro SMD Grabber® Test Clip for 0.05 to 0.01in (1.25 to 0.2 mm) Lead Pitch**

Model#	Profile Height	Lead Pitch	Tip	Qty	Colors
6442	0.28in (7mm) low	0.05 -0.01in (1.25 -0.3mm)	Long	10	10
6351	0.55in 14mm	0.03 -0.01in (0.85 -0.2mm)	Long	10	2
6352	0.55in 14mm	0.05 -0.01in (1.25 -0.3mm)	Long	10	2
6353	0.55in 14mm	0.05 -0.01in (1.25 -0.3mm)	Short	10	2



- Use with PQFP, SOIC, TSOP and SSOP packages with lead pitches down to 0.01 to 0.02in (0.2 to 0.5 mm).
- Thin body allows an unlimited number of clips to be stacked side by side.
- Maximum frequency is 100MHz.

Rating: For CE compliance and personal safety, do not hold in hand when voltages exceed 30 Vrms/42.4 Vpk/60 Vdc or current exceeds 8A mximum.

Maximum voltage for hands free use: 70 Vrms Max.

Supplied with female to male flying leads.

**4mm Safety Banana Jack to 2mm Banana Plug Adapter**



Model#	Color
72914-02	One Black and One Red
72914-0	Black
72914-2	Red

Accepts 4mm safety-sheathed banana plugs. 10/pkg.

Rating: 33 Vac/70 Vdc, 36A

**4mm Banana Plug to 2mm Sheathed Banana Jack Adapter**



Model#	Color
72917-0	Black
72917-2	Red

Accepts 2mm safety-sheathed banana plugs. 10/pkg.

Rating: 33 Vac/70 Vdc, 10A.

## Oscilloscope Probes and Accessories

Pomona's oscilloscope probes give you the full range you need. Designed, rated, and specified to match the bandwidth of your instrument, they provide you with full voltage read-out over the entire rated bandwidth of each probe.



### Replacement Passive Oscilloscope Probes

These general purpose monolithic passive voltage probes feature high performance for greater test flexibility. Complete accessory kit included.

See selection guide below.

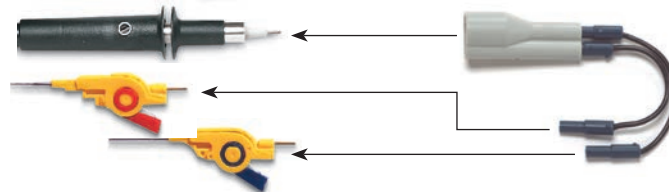
### Monolithic Passive Oscilloscope Probes

Model#	Probe Ratio	Maximum Input Voltage CAT I <sup>1</sup>	System Bandwidth MHz (-3 dB)	System Rise-time (ns)	Probe Input Resistance (M $\Omega$ )	Probe Input Capacitance (pF)	Compensation <sup>5</sup> Range (pF)	Readout Actuator <sup>4</sup>	Cable Length
4550B	1:1	300 <sup>2</sup>	Up to 15 <sup>3</sup>	< 23.33 <sup>3</sup>	1	< 64 + 0-Scope	NA	No	4ft (1.2m)
	10:1	300	100	< 3.50	10	< 10.5	10 - 60		
5795A	10:1	300	100	< 3.50	10	< 9.5	10 - 60	No	4ft (1.2m)
5800A	1:1	300 <sup>2</sup>	Up to 30 <sup>3</sup>	< 11.66 <sup>3</sup>	1	< 57 + 0-Scope	NA	No	4ft (1.2m)
5803A	10:1	300	200	< 1.75	10	< 10	10 - 60	No	4ft (1.2m)
5806A	1:1	300 <sup>2</sup>	Up to 20 <sup>3</sup>	< 17.5 <sup>3</sup>	1	< 77 + 0-Scope	NA	No	4ft (1.2m)
	10:1	300	200	< 1.75	10	< 11.5	10 - 60		
5809A	10:1	300	300	< 1.17	10	< 17	10 - 60	No	4ft (1.2m)
5812A	10:1	300	300	< 1.17	10	< 17	10 - 60	Yes	4ft (1.2m)
5827A	100:1	300	200	< 1.75	10	< 5.5	15 - 50	No	6.6ft (2.0m)
6049A	10:1	300	150	< 2.33	10	< 10.5	10 - 30	No	4ft (1.2m)
6069A	10:1	300	250	< 1.40	10	< 10	10 - 30	No	4ft (1.2m)
6101A	10:1	300	150	< 2.33	10	< 10.5	10 - 30	Yes	4ft (1.2m)
6102A	10:1	300	250	< 1.40	10	< 10	10 - 30	Yes	4ft (1.2m)
6265	10:1	300	60	< 5.83	10	< 10.5	10 - 60	No	4ft (1.2m)
6266	1:1	300 <sup>2</sup>	Up to 20 <sup>3</sup>	< 17.5 <sup>3</sup>	1	< 65 + 0-Scope	NA	No	4ft (1.2m)
	10:1	300	60	< 5.83	10	< 11	10 - 60		
SP150B	1:1	300 <sup>2</sup>	Up to 15 <sup>3</sup>	< 23.33 <sup>3</sup>	1	< 50+ 0-Scope	NA	No	4ft (1.2m)
	10:1	300	150	< 3.33	10	< 15	10 - 60		

#### Replacement Accessory Kit: 6267

**Kit includes:**  
 Retractable Hook Tip  
 BNC Adapter  
 IC Adapter  
 Insulating Tip  
 Trimmer Tool  
 6in (0.15m) Ground Lead with Alligator Clip

#### Oscilloscope Probe Tip Adapter Model# 6443



This adapter provides an easy, fast, and reliable way to connect your oscilloscope probe to IC test adapters, test clips and grabbers using 0.025in (0.635mm) connection pins.

#### Pomona adapters with 0.025in (0.635mm) pins

5360 6353 All "IC" test clips  
 5790 6490  
 6351 6442  
 6352



1 **Rating:** All probes are rated 300V (DC + Peak AC), CAT I, per IEC1010-031. Maximum voltage allowed on the LO connection including shell and housing must not exceed 30V.  
 2 Maximum input voltages are dependent on the oscilloscope input characteristics; take the lesser of the two specifications.  
 3 Dependent upon oscilloscope input characteristics.

4 Any oscilloscope that uses the Tektronix<sup>®</sup> style range actuator.  
 5 For oscilloscopes with 1 M $\Omega$  input resistance.



**Modular Passive Oscilloscope Probes**



Featuring a new, compact, ergonomically designed probe handle, these modular general purpose passive voltage probes are ideal for use with a wide variety of oscilloscopes. They also feature a spring-loaded, pogo-pin replaceable tip. The fine tip probes are perfectly suited for probing high-density chip leads with less than 0.060in (1.52mm) spacing. Modular in design, the probe handle is capable of receiving a variety of spring-loaded and fixed tips, providing greater testing versatility. An affordable, versatile probe for many uses.

Probe sets includes the probe, BNC adapter, ground blade, 8.7in (22cm) ground lead, IC tip adapters with 0.8mm to 1.27mm pitch, insulating tip, protection cap, solid tip, spring tip, sprung hook, trimmer tool, 2 footer positioner, and complete set of instructions and specifications.

Model#	Probe Ratio	Maximum Input Voltage CAT II <sup>1</sup>	Recommended Scope Bandwidth MHz	Bandwidth MHz (-3dB)		System Risettime (ns)	Probe Input Resistance (MΩ)	Probe Input Capacitance (pF)	Compensation Range (pF)	Readout Actuator <sup>2</sup>	Cable Length
6491	1:1	55 V	60	30	-	< 12	1	< 39.5	-	-	4ft (1.2m)
6493	10:1	300 V	60	150	-	< 2.4	10	< 12.5	15 - 40	No	4ft (1.2m)
6494	10:1	300 V	60	150	-	< 2.4	10	< 12.5	15 - 40	Yes	4ft (1.2m)
6495	10:1	300 V	100	250	-	< 1.4	10	< 12.5	10 - 35	No	4ft (1.2m)
6496	10:1	300 V	350	-	350	< 1	10	< 14.5	10 - 35	No	4ft (1.2m)
6497	10:1	300 V	350	-	350	< 1	10	< 14.5	10 - 35	Yes	4ft (1.2m)
6498	100:1	1000 V	500	-	400	< 0.9	50	< 7.5	10 - 50	No	6.6ft (2m)
6499	1:1	55 V	60	20	-	< 18	1	< 78	-	No	4ft (1.2m)
	10:1	300 V		150	-	< 2.4	10	< 13	15 - 40		
6500	1:1	55 V	100	30	-	< 12	1	< 80	NA	No	4ft (1.2m)
	10:1	300 V		250	-	< 1.4	10	< 13	10 - 35		

**Replacement Accessory Kit: 73040**

**Kit includes:**  
 Retractable Hook Tip  
 BNC Adapter  
 Insulating Tip  
 Trimmer Tool  
 8.7in (22cm) Ground Lead with Alligator Clip  
 1 ea. Rigid Probe Tip  
 1 ea. Spring Probe Tip

**Oscilloscope Probe Tip Adapter Model# 6553**

This adapter provides an easy, fast, and reliable way to connect your oscilloscope probe to IC test adapters, test clips and grabbers using 0.025in (0.635mm) connection pins.

**Pomona adapters with 0.025in (0.635mm) pins**

5360	6353	All "IC" test clips
5790	6490	
6351	6442	
6352		

1 **Rating:** Per IEC61010-031. Maximum voltage allowed on the low or ground connection including shell and housing must not exceed 30V.  
 2 Any oscilloscope that uses the Tektronix® style range actuator

## Oscilloscope Probes and Accessories

### Microline Passive Oscilloscope Probes



Tips can be replaced with Pomona 0.60in (1.52mm) probe tips model number 6475, see page 66.

500 MHz X10 Passive Voltage Probe 4ft (1.2m) cable, 500V peak.

The perfect solution for accessing hard-to-reach test points, particularly fine pitch IC leads. The Microline Probe features a 500 MHz X10 passive voltage probe compactly designed for on-the-go field service or in the lab.

#### Pomona adapters with 0.025in (0.635mm) pins


5360	6352	6442
5790	6353	All "IC" test clips
6351	6490	



#### Replacement Accessory Kit: 73040

**Kit includes:**  
Retractable Hook Tip  
BNC Adapter  
Insulating Tip  
Trimmer Tool  
8.7in (22cm) Ground Lead with Alligator Clip  
1 ea. Rigid Probe Tip  
1 ea. Spring Probe Tip

#### Oscilloscope Probe Tip Adapter Model# 6553




This adapter provides an easy, fast, and reliable way to connect your oscilloscope probe to IC test adapters, test clips and grabbers using 0.025in (0.635mm) connection pins.

Model#	Probe Ratio	Maximum Input Voltage CAT I <sup>1</sup>	Recommended Scope Bandwidth MHz	System Bandwidth MHz (-3dB)	System Risetime (ns)	Probe Input Resistance (MΩ)	Probe Input Capacitance (pF)	Compensation Range (pF)	Readout Actuator <sup>2</sup>	Cable Length
6551	10: 1	300 V	500	500	< 0.7	10	< 11	10 - 20	Yes	4ft (1.2m)
6554	10: 1	300 V	500	500	< 0.7	10	< 11	10 - 20	No	4ft (1.2m)

<sup>1</sup> Rating: Per IEC61010-031. Maximum voltage allowed on the low or ground connection including shell and housing must not exceed 30V.

<sup>2</sup> Any oscilloscope that uses the Tektronix® style range actuator

### Insulated Oscilloscope Probes for Portable Applications



#### Features

- With a CAT II, 600 V (CAT III, 300 V) rating, these probes are perfect for use with portable oscilloscopes.
- And with a 500 MHz bandwidth, these probes provide plenty of headroom for those high frequency measurements.
- Fully Insulated.
- Meets IEC 61010-031.
- Ergonomic Design with Comfort Grip.

#### Accessories Included

- Push-On Hook Clip.
- Push-On Reference Contact.
- Reference lead with alligator clip for the connection to the 0.2 mm safety socket in the handle.

Model#	Probe Ratio	Maximum Input Voltage CAT II <sup>1</sup>	Bandwidth (MHz)	Input Resistance (MΩ)	Input Capacitance (pF)	Approximate Risetime (ns)	Compensation Range (pF)	Cable Length
72940-*	10: 1	600 V	500	10	13	1	10 - 30	4ft (1.2m)
72941 (set)	10: 1	600 V	500	10	13	1	10 - 30	4ft (1.2m)
72942	See page 60							

<sup>1</sup> Derated with frequency.

<sup>2</sup> For oscilloscopes with 1MΩ input resistance.

\*Standard Colors: -2 Red, -8 Gray

## Audio/Video/Broadcast

Whether setting up your own home theater or looking for connectors for that next broadcast event, Pomona audio/video/broadcast accessories get you connected reliably. From F connectors to phono jacks, look to Pomona for parts you can depend on.


### XLR Female, 4-Pin, Rectangular Flanged Panel Mount



7107

4-pin XLR rectangular panel mount receptacle with sturdy all metal one piece design. Housing is die-cast zinc alloy with tarnish resistant nickel plating. Solder cup terminations. Front mountable.

### F Adapters and PCB Mount Connector



6802

Model#	Description
6802	F (F/F) Bulkhead adapter

**Material:** This 75 Ω connector is designed for fast installation with no crimping. Connector is precision machined brass with nickel plating and gold plated center contact.

### XLR Female 3-Pin, Rectangular Flanged Panel Mount



7108

3-pin XLR rectangular panel mount receptacle with sturdy all metal one piece design. Housing is die-cast zinc alloy with tarnish resistant black nickel plating. Solder cup terminations. Front mountable.

### BNC Female to 1/4in (6.35mm) Phone Plug



Model# 1297

**Rating:** Maximum voltage for *hands free use*: 500 Vrms, +257°F (+125°C) max.

Convert 2 conductor audio jacks to BNC.

### BNC Female to Phono (RCA) Male



Model# 5319

**Rating:** Maximum voltage for *hands free use*: 500 Vrms, 216°F (+102°C) max.

**BNC:** Center Contact: gold-plated.

### BNC Female to Two Conductor, 0.14in (3.5mm) Dia. Mini Phone Plug




Model# 3837

**Rating:** Maximum voltage for *hands free use*: 500 Vrms, +257°F (+125°C) max.

Convert 2 conductor audio jacks to BNC.

### BNC Male to Phono Jack



Model# 4054

**Rating:** Maximum voltage for *hands free use*: 500 Vrms, +257°F (+125°C) max.

### 1/4 in, PC Board Mount Phone Jacks



7158



7160

7159

Model#	Type
7158	PC board mount, 3-conductor
7159	PC board mount, 2-conductor
7160	PC board mount, 3-conductor

PC board mounts for connection with standard commercial phone plugs. Solderable with nickel silver contacts.



## Audio/Video/Broadcast

### Straight 1/4 in. Standard Phone Plugs

Model#	Description	Shell	Contacts	Lbs of Pull
7142	Straight 3-Conductor Balanced 1/4 in. Std. Phone Plug (Stereo)	Nickel	Nickel	45



### BNC Male to 1/4in (6.35mm) Two Conductor Phone Jack

Model# 4043

**Rating:** Maximum voltage for *hands free use*: 500 Vrms, +257°F (+125°C) max.

Convert 2 conductor phone plugs to BNC.

2.86in (72.64mm)



### 1/4 in Plug/RCA Jack

6878

Two pole mono-to-mono adapters in easy-to-use configurations. Contacts are nickel-plated brass.



### F Within Series Adapters

Model#	Type
6712	F (m/f) Right angle
6713	F (m/f) In line, Push-on

**Material:** Machined, nickel-plated brass

1.0in (25.4mm)

0.92in (23.3mm)



6712

6713

### RCA (phono) Jack

6880

Sleek silver and gold compact design. Handles up to 6.0 mm (0.24 in) O.D. cable. Body is made of die cast zinc alloy with tarnish resistant nickel-plating. Contacts are gold-plated brass.




### Phono Jack to Double Stacking Banana Plug

Model# 1442

**Rating:** Maximum voltage for *hands free use*: 500 Vdc, +122°F (+50°C) max.

Permits phono plug to be used with equipment having standard banana jacks or binding posts.



### RCA (phono) Plug

6881

Sleek silver and gold compact design. Handles up to 6.0 mm (0.24 in) O.D. cable. Body is made of die cast zinc alloy with tarnish resistant nickel-plating. Contacts are gold-plated brass.




### 1/4in (6.35mm) Phone Jack to Double Stacking Banana Plug

Model# 4044

**Rating:** Maximum voltage for *hands free use*: 500 Vrms, +122°F (+50°C) max.

2 conductor 0.25in (6.35mm) dia. phone jack.



## Automotive

Offering a variety of test accessories designed specifically for the automotive environment, Pomona simplifies automotive diagnostics. Pomona automotive accessories give you access to wiring or cables in congested engine compartments, under-dash wiring harnesses, and other generally hard-to-reach places.

### Insulation Piercing Clip Sets




6405

Model#	Features	Colors
6405	Attach to test leads	Set of red/black
6413	Attach to 0.080in (2.03mm) Probe tip	Set of red/black

- Double V block centers wire.
- 6405, 6413: set of 2, (red and black jacks).
- Bright yellow for easy location.
- Attach to test leads.

### Rigid Backprobe Pin



Model# 6262-02

- Sharp point to pierce insulation or weather boot up to 2in (50.8mm) deep.
- For low voltage use < 30V.
- Set of 2 (red + black).
- Fits comfort-grip style and modular probes 6232A and 6479.


### Insulation Piercing Maxigrabber<sup>®</sup> Test Clip Set



Model# 5913

- Insulated probe for hard to reach test points.
- Set of 2, red and black.

### Test Connector Adapter Set



Model# 6481

- Full set of pin and socket adapters
- 18 piece set includes one black and red pin and socket of each size.
- Contact sizes: 0.03in (0.75mm), 0.04in (1mm), 0.06in (1.5mm), 0.10in (2.5mm).
- Includes Silicone insulated 4ft (1.22m) leads to fit most DMMs from Fluke, Amprobe, Greenlee and others.

### Test Lead Rack



Model# 4408M

- Magnetic, attach to tool box or other steel cabinet.
- Neat storage for leads.
- Easy access.

### Coaxial Lead Set Lead Set



Model# 6534

- Complete set of coaxial leads.
- Molded strain relief.
- Seven piece set from 1 to 10ft (0.3 to 3.05m).
- Standard BNC connectors fit oscilloscopes and other instruments.

### Basic Backprobe Pins



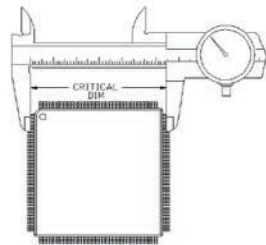
Model# 6411

- Make connection to terminals inside connectors up to 1in (25.40mm) deep.
- For low voltage use < 30V.
- Pkg of 10.

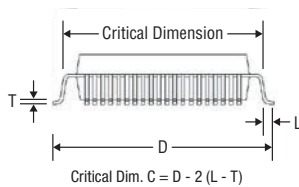
## IC Test Clips and Adapters

Innovative solutions. Pomona Electronics' IC Test Clips – designed for your chip. Uniquely designed for testing surface mount devices – easily, securely and successfully. Low-profile fine-pitch chips, densely populated boards, or vertical boards, POMONA test clips connect you with confidence.

### How to Measure or Calculate the Critical Dimension for Your QFP Test Clip




Measure Critical Dimension with calipers parallel to the plane of the PCB



### Test Clip Selection Made Easy

To select the Pomona IC Test Clip specifically designed for your chip, find the table for your chip type and follow the selection procedure outlined in this section.



#### PLCC

To find your PLCC Quad Clip® test adapter, see PLCC table on page 89 and reference the following characteristics of your target chip:

1. Number Of Leads
2. Body Size

#### DIP

To find your DIP test clip, see DIP table on page 90 and reference the following characteristics of your target chip:

1. Number Of Leads
2. Test Clip Contact Style (see Fig. 1 & 2, page 80)

#### SOIC/SOJ


To find your SOIC Clip® test clip, see SOIC/SOJ table on page 90 and reference the following characteristics of your target chip:

1. Number Of Leads
2. Confirm Body Width Compatibility
3. For Lower and Top Test Clip Width (see Fig. 1, 2 & 3, page 80)

**Pomona offers a wide variety of Micro-SMD Grabber® Test Clips for use in testing fine pitch PQFP devices. See SMD/Micro Format Test section for complete selection.**



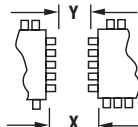
### PLCC Test Clips



Pomona's low-cost Quad Clip® test clips quickly lock onto J-leaded PLCCs, providing easy access for testing surface-mounted devices. PLCC test clips attach to PLCC chips with a sliding cam that clamps onto the chip body. Access to chip leads is provided by 0.025in (0.635mm) pins at 0.100in (2.54mm) spacing. Pomona offers a Quad Clip® test clip to fit all currently available PLCC chip sizes.

**Lead Pitch:** 0.050in (1.27mm)

	X Min.	Y Min.
Single Testing	0.120in (3.1mm)	0.110in (2.8mm)
Adjacent Testing	0.325 (8.3mm)	0.285 (7.2mm)



Model#	No. Leads	Lead Pattern	Body Size	Typical Applications
5279	20	5 X 5	0.36in X 0.36in (9.14mm x 9.14mm)	Intel 85C220
5280	28	7 X 7	0.46in X 0.46in (11.68mm x 11.68mm)	Intel 5C60, 85C224, Philips 8XC751, Raytheon TMC1173
5733	32	7 X 9	0.46in X 0.56in (11.68mm x 14.22mm)	AMD 29F040, Xicor X28TC256, Cypress CY7B991
5281	44	11 X 11	0.63in X 0.63in (16.00mm x 16.00mm)	AMD MACH110, 80C88, Siemens SAB-C501
5312	52	13 X 13	0.75in X 0.75in (19.05mm x 19.05mm)	Intel 87C196, 87C196, Motorola 68008
5401	68	17 X 17	0.95in X 0.95in (24.13mm x 24.13mm)	Intel 80C188, AMD MACH220, Hitachi H8/330
5402	84	21 X 21	1.15in X 1.15in (29.21mm x 29.21mm)	AMD MACH130, Altera EPF8452, Cirrus Logic CLi6005
5515A	20-84	-	-	PLCC Clip Kit containing 1 of each size PLCC Clip



**DIP Test Clips**



Fig. 1



Fig. 2

Model#	No. Leads	Chip Width	Contact Style	Contact Material	Typical Applications	Fig.
5108	8	0.3in (7.62mm)	Closed	Gold Plate	–	1
5208	8	0.3in (7.62mm)	Open	Gold Plate	–	2
5014	14	0.3in (7.62mm)	Closed	Nickel Silver	–	1
5114	14	0.3in (7.62mm)	Open	Nickel Silver	–	2
3916A	16	0.3in (7.62mm)	Closed	Nickel Silver	Analog Devices AD7715	1
5220	20	0.3in (7.62mm)	Open	Gold Plate	–	2

Pomona DIP Test Clips provide fast, reliable and secure connections to socketed and through-hole DIP chips. Available in two styles, DIP Test Clips give you the option of full coverage of clip contacts for maximum durability or open contacts at the board level for easier access to chip leads.

**Fig. 1:** Spring-actuated clip features gold-plated beryllium copper or spring-tempered nickel silver pins to assure positive contact in a firm wiping action for hands-free testing.

**Fig. 2:** Clip features same construction as Figure 1 except for an opening on the outside of the contact housing to permit probing while the clip is attached to the DIP.

**SOIC/SOJ Test Clips**

SOIC Clip® test clips feature a narrow-profile design that makes testing SOIC and SOJ chips on densely-populated boards easier and safer.




Fig. 1



Fig. 2



Fig. 3

**Fig. 1:** Spring-loaded SOIC Clip® attaches to target chip and holds on with spring pressure against the chip body. Contacts on top of the clip are 0.025in (0.635mm) pins at 0.10in (2.54mm) spacing. Designed to attach to surface-mounted chips with either gull wing or “J” leads.

**Fig. 2:** This 14-pin clip features a slider that presses the contact housings against the chip and provides a more secure connection on surface mounted chips with gull wing or “J” leads. Compact design is ideal for testing on densely-populated boards.

**Fig. 3:** New 32-, 40- and 44-pin SOIC/SOJ test clip is a new design of the spring-loaded clip that features double-row .025 wire wrap pins for easy connection to ribbon cable. This clip will fit all SOIC/SOJ chips between 0.30in (7.62mm) and 0.60in (15.24mm) width.

Model#	No. Leads	Lower Width (A)	Body Widths	Top Width (B)	Typical Applications	Fig.
5250	8	0.26in (6.60mm)	0.15in to 0.3in (3.81mm to 7.62mm)	0.430in (10.92mm)	Analog Devices AD834JR, Triquint TQ9122N	1
5251	14	0.410 (10.41mm)	0.15in to 0.3in (3.81mm to 7.62mm)	0.755in (19.18mm)	Motorola HCT08A, Philips 74HC125	1
5252	16	0.460 (11.68mm)	0.15in to 0.3in (3.81mm to 7.62mm)	0.830in (21.08mm)	Maxim MAX791, Microlinear ML6509, AMD 26LS31	1
5253	20	0.560 (14.22mm)	0.15in to 0.3in (3.81mm to 7.62mm)	1.030in (26.16mm)	Linear Tech. LT1130, Maxim MX7226, Motorola HCT373A	1
5254	24	0.660 (16.76mm)	0.15in to 0.3in (3.81mm to 7.62mm)	1.230in (31.24mm)	Altera EP610APC, Linear Tech. LT1130, Motorola MC22V10S	1
5437	28	0.760 (19.30mm)	0.15in to 0.3in (3.81mm to 7.62mm)	1.430in (36.32mm)	Texas Inst. SN74F32D, Altera EPM5032, Raytheon TMC1171	1
6107	32	0.870 (22.10mm)	0.30in to 0.60in (7.62mm to 15.24mm)	0.870in (22.10mm)	Toshiba TMPN3120, Hitachi HM628128, NEC D431000AGW	3
6108	40	1.070 (27.18mm)	0.30in to 0.60in (7.62mm to 15.24mm)	1.070in (27.18mm)	–	3
6109	44	1.170 (29.72mm)	0.30in to 0.60in (7.62mm to 15.24mm)	1.170in (29.72mm)	–	3
5514	–	–	–	–	SOIC Clip® Test Kit contains 1 each 8 - 28 pin clips	

Lead Pitch: 0.050in (1.27mm).

## Static Control Products

Working with static sensitive devices? Pomona enables you to work with confidence when using our static control accessories. Whether you choose to purchase our selection of grounding systems or build your own ESD set-up, Pomona gives you a variety of individual accessories. Our accessories also make a perfect addition to our Test Companion Kits.

### Large Service Kit

Model# 6088



Provides a larger working area than Model 6087. This kit provides a static-safe 24in x 24in (609.6mm x 609.6mm) laminated red vinyl mat. The mat includes a 10mm snap socket and two 8in x 11in (203.2mm x 279.4mm) pockets. Carry those often used tools right with the mat. A common point ground connector with two Banana Plug Jacks and a 15ft (4.5m) ground lead. An adjustable elastic wrist strap and a resistive coil cord complete the kit. Folds down to fit into your tool box.

### Wrist Strap Tester

Model# 6086



Test any wrist strap connected to utility ground with a simple touch. The tester has two Banana Plug Sockets for Wrist Strap cord attachments. Once connected, the user simply touches the unit and a green light and audible sound indicate a proper ground. (Audible indicator has selectable on or off).

The tester can be mounted near your work area with Velcro® strips (supplied) or, using an integral button 10mm snap stud, attached directly to your static-safe work mat. Powered by a 120 VAC wall adapter (supplied), the tester has a "Power on" indicator. It is practical for both a quick test or as a continuous ground point connection. UL listed.

Touch Type On-Demand Tester and Common Point Ground.

### Field Service Kit

Model# 6087



A complete and durable service kit for static sensitive work. Features a static-safe 18in x 22in (460mm x 558.8mm) laminated red vinyl mat. The kit includes a mat with two 0.39in (10mm) snap sockets, common point ground connector with two Banana Plug Jacks and a 15ft (4.5m) ground lead, an adjustable elastic wrist strap and a resistive coil cord. Folds down to fit into your tool kit.

Model# 6088 and 6087

Mat Color: Red.

Thickness: 0.018in (0.46mm).

Surface Resistivity: 108 to 109Ω / Sq.

Volume Resistivity: 109Ω cm.

Static Decay: 0.01sec 5000V to 0V  
12%RH.

### Antistatic Ground Cord

Model# 5534



This patch cord features a molded-in 1 Megohm resistor at the snap end. The 5534 has a straight banana plug. Nominal extended length is 72in (183cm).

### Ring Terminal

Model# 5531



Attach this terminal to table or cabinet to create a banana jack for grounding wrist strap. Screw hole accepts up to #10 screw.

### Stacking Snap Banana Jack

Model# 5532



Attach this jack to either banana snap stud (male) or banana snap socket (female). It allows multiple attachment to the same grounding point. Snap is 3/8in (9.52mm).

**Material:** High conductivity copper with tin plated finish.

**Adjustable Elastic Wrist Strap**



**Model# 6081**

An adjustable, one size fits all, wrist strap. The wristband features a dual stainless steel cam that securely locks the plastic band, but allows easy adjustment without tools. The washable fabric band has silver impregnated nylon threads knitted into its inner surfaces. Only non-allergenic stainless steel and silver touch the skin. Standard 4mm snap stud allows attachment to resistive coil cords (Pomona models 5534 and 6085). Wrist circumference: 2.5in (64mm) to 13in (330mm), (183cm).

**Wrist Straps**



Model#	Size	Circumference – Min.
6083	Adjustable	5.5in (139mm) 13in (330.2mm)

Made of non-allergenic stainless steel, each link has a 0.08in (2mm) PVF film laminated on top for electrical insulation. Quick and easy adjustment without tools, the wrist strap will fit most users. A standard 0.16in (4mm) snap stud allows attachment to resistive coil cords.

**Material:** Band: Stainless steel / PVF Insulation.

**Cover:** Thermoplastic.

**Wrist Circumference:** 5.5in to 13.0in (139.7mm x 330.2mm).

**Width:** 0.63in (16.0mm).

**Adjustable Metal Wrist Strap Kit**



**Model# 6084**

Complete wrist strap kit features the adjustable metal wrist strap. Also included: Resistive Coil Cord (1MΩ resistor molded in) extendable to 6ft (1.8m) with a Straight Banana Plug and Alligator Clip.

**Adjustable Elastic Wrist Strap Kit**



**Model# 6082**

A complete wrist strap kit features adjustable elastic wrist strap. Also included: Resistive Coil Cord (1MΩ resistor molded in) extendable to 6ft (1.8m) with a Straight Banana Plug and Alligator Clip.

## Telecom Products

Accuracy and repeatability – Pomona connects to the telecom industry with an impressive selection of test accessories. Ideal for network testing, troubleshooting, leave-in-the-line patching, or system prototyping, Pomona Electronics’ traditional reliability adds up to the quality connection telecom professionals demand.

### Universal DSX-3 Test Kit




Model# 6568

- Ideal for OSP/CO technicians.
- Kit reduces the need for multiple cables to service and test DSX-3 panels.
- Adapters quickly convert BNC cables to Mini or Standard WECO interfaces.
- Cables are color coded blue (transmit) and red (receive) for ease of testing.
- Strain reliefs are molded directly to the cable and BNC plugs for added pull strength.
- Test Companion pouch allows for convenient accessory storage.

**Kit includes:**

- One blue BNC Male Cable Assembly
- One red BNC Male Cable Assembly
- Four Standard WECO to BNC Adapters
- Four Mini-WECO to BNC Adapters
- Test Companion Shoulder Pack

### True 75Ω BNC Male Cable



Model#	Length
6510-V-12-0	12in (0.3m)
6510-V-24-0	24in (0.6m)
6510-V-36-0	36in (0.9m)
6510-V-48-0	48in (1.2m)
6510-V-60-0	60in (1.5m)
6510-V-72-0	72in (1.8m)

BNC connectors are perfectly matched to 75Ω impedance for superior VSWR and return loss performance.

Ideal for digital video and telecommunication applications.

**Cable Type:** High Flex, Multi-strand center conductor, RG59 Type, Black.

### True 75Ω BNC Cable (Transmit/Receive)



Model#	Length	Color
6510-V-72-2	72in (1.8m)	Red
6510-V-72-6	72in (1.8m)	Blue

Cable and Strain Relief are color coded red and blue for easy identification of transmit and receive lines.

**Cable Type:** High Flex, Multi-strand center conductor, RG59 Type.

### BNC Male to Bantam Plug Cable



Model#	Length
6517-96	96in (2.4m)

**Cable Type:** RG59 Type.

**Bantam:** Nickel-plated brass.



**75Ω BNC Male to Mini-WECO (440) Connector Cable**

Model#	Length
6515-96	96in (2.4m)

Cable Type: RG59 Type.



**Piercing Clips to Sheathed Banana Test Leads**

Model#	Clip Type	Length
6483-48-02	Bed of Nails and Single Needle	48in (1.2m)

Pierces 19 to 26 AWG Wire.

Wire: 18 AWG Silicone Test Lead Wire.

For use with DMM's from Fluke, Wavetek (Meterman), Amprobe, Greenlee and others.


\*Colors: -02 includes both Black and Red.



**Piercing Clip Styles for Test Leads and Patch Cords**


**Bed of Nails/Single Needle**

Small wire and single penetration of heavier wire.



**Bed of Nails**

Small wire penetration.



**Bantam Plug to Two Alligator Clips**

Model#	Length
5026-36	36in (0.9m)
5026-60	60in (1.5m)
5026N-60	60in (1.5m)

**Bantam Plug:**

5026: Unplated brass.

5026N: Nickel-plated brass.

Rating: Maximum voltage for *hands free use*: 150 Vrms, +122°F (+50°C) max.

Cable Type: 2 Conductor Shielded Microphone, 0.180in (4.57) O.D.



**Piercing Clips to Bantam Plugs Patch Cord**

Model#	Clip Type	Length
6484-60	Bed of Nails and Single Needle	60in (1.52m)

Cable: Two Conductor Twisted Pair.

Breakout Wire: 18 AWG.



**Bantam Plug to Minigrabber® Test Clips**

Model#	Length
5019-60	60in (1.5m)
5019N-60	60in (1.5m)

**Bantam Plug:**

5019: Unplated brass.

5019N: Nickel-plated brass.

Rating: Maximum voltage for *hands free use*: 300 Vrms, +122°F (+50°C) max.

Cable Type: 2 Conductor Shielded cable, 0.180in (4.57) O.D.



## Telecom Products

### Bantam Plug to Double Banana Plug



Model#	Length
6523-96	96in (2.4m)

**Bantam Plug:** Nickel-plated brass.  
**Cable Type:** RG59 Type.

### Bantam Plug Patch Cord



Model#	Length
4279-12	12in (0.3m)
4279-24	24in (0.6m)
4279-36	36in (0.9m)
4279-48	48in (1.2m)
4279-60	60in (1.5m)
4279-72	72in (1.8m)

**Bantam Plug:**  
4279: Unplated brass.  
4279N: Nickel-plated brass.  
**Rating:** Maximum voltage for *hands free use*: 300 Vrms: 300 Vrms\*, +122°F (+50°C) max.  
**Cable Type:** 2 Conductor Shielded Twisted Pair, 0.180in (4.57mm) O.D.

### Bantam Plug to Double Banana Plug, Balanced Line



Model#	Length
4281-60	60in (1.5m)

**Bantam Plug:** Unplated brass.  
**Rating:** Maximum voltage for *hands free use*: 500V Peak, +131°F (+55°C) max.  
**Cable Type:** 2 Conductor Shielded Microphone, 0.180in (4.57mm) O.D.

### Dual Bantam Plug Patch Cable



Model#	Length
6331-96	96in (2.4m)

**Bantam Plugs:** Nickel-plated brass.  
**Rating:** Maximum voltage for *hands free use*: 300 Vrms.  
**Cable Type:** 4 Conductor Shielded Twisted Pair.

### Two Single Bantam Plugs to RJ48/RJ45 Connectors



Model#	Length
6320-96	96in (2.4m)

**Bantam Plug:** Nickel-plated brass.  
**Rating:** Maximum voltage for *hands free use*: 300 Vrms.  
**Cable Type:** 2 and 4 Conductor Shielded Twisted Pair. Bantam "Y" (Tx and Rx) to RJ48 modular plug.  
**Pin out:** 1-Ring, 2-Tip, 4-Ring, 5-Tip.

### WE310 Plug to Two Alligator Clips



Model#	Length
3352-A-60	60in (1.5m)
3352N-A-60	60in (1.5m)

**WE310 Plug:**  
3352: Unplated brass.  
3352N: Nickel-plated brass.  
**Rating:** Maximum voltage for *hands free use*: 150 Vrms., +122°F (+50°C) max.  
**Cable Type:** 2 Conductor Twisted Pair, 0.250in (6.35mm) O.D.

**Bantam Plug to WE310 Plug Patch Cable**



Model#	Length
4280-60	60in (1.5m)

**WE310 and Bantam Plugs:**  
4280: Unplated brass.  
4280N: Nickel-plated brass

**Rating:** Maximum voltage for *hands free use*: 300 Vrms., +122°F (+50°C) max.

**Cable Type:** 2 Conductor Shielded Twisted Pair, 0.180in (4.57mm) O.D.

**BNC Female to Bantam Phone Plug**



**Model# 4719**

**Rating:** Maximum voltage for *hands free use*: 500V Peak, +122°F (+50°C) max.

Convert Bantam style jacks to BNC.

**Bantam Phone Jack to WE310 Phone Plug**




**Model# 4993**

**Rating:** Maximum voltage for *hands free use*: 500V Peak.

Use cords with Bantam style plugs on equipment with WE-310 jacks.

**BNC Female to WE310 Phone Plug**



**Model# 2798**

**Rating:** Maximum voltage for *hands free use*: 500V Peak, +122°F (+50°C) max.

**BNC Female to Mini-WECO (440) Plug Adapter**



**Model# 6519**

**Rating:** Maximum voltage for *hands free use*: 500V Peak, +216°F (+102°C) max.

Permits BNC male to be used with equipment having mini-WECO jacks. Video plug equivalent to WE-090.

**BNC Female to Standard WECO (WE090) Plug Adapter**




**Model# 5008**

**Rating:** Maximum voltage for *hands free use*: 500V Peak, +216°F (+102°C) max.

Permits BNC male to be used with equipment having standard WECO jacks. Video plug equivalent to WE-090.


**BNC Female to WE309 Phone Plug**



**Model# 1794**

**Rating:** Maximum voltage for *hands free use*: 500V Peak, +122°F (+50°C) max.

**Stackable Binding Posts to WE310 Phone Plug**



**Model# 2112**

**Rating:** Maximum voltage for *hands free use*: 500V Peak, +122°F (+50°C) max.

# Category Index

Category	Page#	Category	Page#	Category	Page#
<b>Adapters</b>		<b>Audio</b>		<b>Boxes and Enclosures</b>	
Adapter Accessories . . . . .	6-29	Audio . . . . .	76-77	Boxes and Enclosures . . . . .	50-54
Adapter Kit, Coaxial Cable . . . . .	16-17	XLR Connector . . . . .	76-77	Box, Aluminum . . . . .	50-54
Banana Jack and Plug . . . . .	30-40	<b>Automotive</b>		Box, Plastic . . . . .	54
[see separate Banana Plugs & Jacks section]		Automotive . . . . .	78	<b>Breakouts</b>	
Banana to Connector Pin and Socket . . . . .	40	Backprobe Pin . . . . .	78	Assemblies and Breakouts . . . . .	12-15
Banana to Pin Tip . . . . .	39	Connector Test Probe . . . . .	78	BNC to Alligator Clips . . . . .	12-13, 15
Bantam to Binding Post . . . . .	86	Connector Test Socket . . . . .	78	BNC to Banana Plug . . . . .	14-15
Bantam to WE310 . . . . .	86	Lead Holder . . . . .	78	BNC to Pin Tip . . . . .	15
BNC Dust Cap . . . . .	19	Piercing Probes . . . . .	78	BNC to Spade lugs . . . . .	15
BNC to 1/4in Phone Plug . . . . .	76	Test Pins and Sockets . . . . .	78	BNC to Square Jack . . . . .	14-15
BNC to 3.5mm Plug . . . . .	76	<b>Banana Plugs and Jacks (Binding Posts too)</b>		BNC to Test Clips . . . . .	12-13, 15
BNC to Banana Plug . . . . .	18	Banana Jack Mounting Base . . . . .	35	BNC to Wire Lead . . . . .	15
BNC to Bantam . . . . .	86	Banana Jack, panel mount with wire wrap . . . . .	34, 37	<b>Broadcast</b>	
BNC to Binding Post . . . . .	18	Banana Jack to Banana Jack . . . . .	31, 64	BNC Color-Coded Sleeves . . . . .	7
BNC to BNC . . . . .	17, 19-20	Banana Jack to Miniature Banana Plug . . . . .	39	BNC Terminator . . . . .	19
BNC to F . . . . .	27	Banana Jack Miniature Panel Mount . . . . .	37	XLR Connectors . . . . .	76
BNC to Mini Phone Plug . . . . .	76	Banana Jack Panel Mount . . . . .	33-34	<b>Cable Assemblies</b>	
BNC to N . . . . .	17, 28	Banana Miniature Jack to Banana Plug . . . . .	39	Assemblies and Breakouts . . . . .	6-15
BNC to Phone Plug . . . . .	28, 76	Banana Miniature Plug Panel Mount . . . . .	37-38	Banana Miniature Plug . . . . .	15
BNC to Phono Jack . . . . .	28, 76	Banana Miniature Plug Shorting Bar . . . . .	37	BNC Color-Coded Sleeves . . . . .	7
BNC to SMA . . . . .	16, 27	Banana Plug Panel Mount . . . . .	33	BNC to Alligator Clips . . . . .	12-13, 15
BNC to TNC . . . . .	28	Banana Plugs and Jacks . . . . .	30-40	BNC to Banana Plug . . . . .	14-15
BNC to Triax . . . . .	28	Banana Shorting Bar . . . . .	31	BNC to BNC . . . . .	6-8, 78, 83
BNC to UHF . . . . .	28	Binding Post . . . . .	35, 37, 39	BNC to Pin Tip . . . . .	15
BNC to WE309 . . . . .	86	Binding Post, Double . . . . .	35	BNC to SMA . . . . .	9
BNC to WE309 / 310 . . . . .	86	Binding Post Miniature . . . . .	37	BNC to Spade lugs . . . . .	15
BNC to WECCO . . . . .	86	Binding Post Mounting Base . . . . .	35	BNC to Square Jack . . . . .	14-15
Coaxial Adapters and Kits . . . . .	16-17	Binding Post Shorting Bar . . . . .	31	BNC to Test Clips . . . . .	12-13, 15
Coaxial Connectors and Adapters . . . . .	16-29	Binding Post, Spring Loaded . . . . .	35	BNC to Wire Lead . . . . .	15
F to F . . . . .	22, 77	Binding Post to Banana Plug . . . . .	39	Coaxial Cable Set . . . . .	78
N to N . . . . .	17, 23	Connector Test Probe . . . . .	40	Lead Holder . . . . .	6, 41, 78
Oscilloscope Probe Tip . . . . .	73-75	Connector Test Socket . . . . .	40	N to N . . . . .	9
Phone Plug 1/4in to Banana Plug . . . . .	77	Coupler . . . . .	31, 64	SMA to "N" . . . . .	9
Phone Plug to Banana Plug . . . . .	76	Double Banana Plugs . . . . .	30	SMA to SMA . . . . .	8-11
Safety Banana Jack to Banana Plug . . . . .	31	Double Banana Jacks, Panel Mount . . . . .	33	Triax to Alligator Clips . . . . .	12
SMA to "N" . . . . .	16-17, 27	Low Thermal . . . . .	40	Triax to Triax . . . . .	12
SMA to SMA . . . . .	16, 22	Miniature Banana Jack . . . . .	37-38	<b>Calibration Accessory Kit</b>	
SMA to TNC . . . . .	27	Miniature Banana Plug . . . . .	36-37, 39	Assemblies and Breakouts . . . . .	49
Terminal Strip to Banana Jack . . . . .	34	Nut, Hex . . . . .	36	<b>Connectors</b>	
Test Probe, DMM . . . . .	55-66	Pin Tip Jack Panel Mount . . . . .	38	Banana Plugs & Jacks [see separate	
Pin Tip to Banana . . . . .	39	Safety Banana Jack to Banana Plug adapter . . . . .	31	Banana Plugs & Jacks section] . . . . .	30-40
TNC to TNC . . . . .	16, 29	Safety Banana, Jacks . . . . .	32-34	Binding Post	
Triax to Triax . . . . .	24	Safety Banana, panel mount . . . . .	33-34	[see Banana Plugs & Jacks section] . . . . .	35-39
Triaxial . . . . .	24, 28	Safety Banana Plugs . . . . .	31-32	BNC 75Ω . . . . .	19-21
Type N to BNC . . . . .	17, 28	Safety Banana Plug, right angle . . . . .	31	BNC Bulkhead Receptacle, . . . . .	
Universal Kits . . . . .	16-17	Safety Banana Plug, stackable . . . . .	31	Hermetically Sealed . . . . .	21
WE310 to Binding Post . . . . .	86	Solderless Banana Plug, double . . . . .	30	BNC Plugs, Jacks . . . . .	16-21, 29
<b>Alligator Clips, Regular Size</b>		Solderless Banana Plug, single . . . . .	32	BNC, Hermetically Sealed . . . . .	21
To Banana Jack . . . . .	64, 68	Solderless Mini Banana Plug, double . . . . .	36	BNC, Isolated, Bulkhead Receptacle . . . . .	21
Breakout to BNC . . . . .	12-13, 15	Solderless Mini Banana Plug, single . . . . .	36	BNC Panel . . . . .	21
Extra Large . . . . .	64, 68	Solderless Mini Banana Plug, triple . . . . .	36	BNC PCB . . . . .	21
Patch Cord to Alligator Clip . . . . .	45-47	Spade Lug . . . . .	40, 64	BNC Strain Relief Boot . . . . .	29
Patch Cord to Bantam . . . . .	84	Stackable Banana Plug, double . . . . .	30	F Plugs, Jacks . . . . .	22, 76, 77
Patch Cord to BNC . . . . .	12-13, 15	Stackable Banana Plug, single . . . . .	32	F Panel . . . . .	22, 76
<b>Alligator Clips, Mini</b>		Stackable Banana Plug, triple . . . . .	31	F to BNC . . . . .	27
To 2mm Banana Jack . . . . .	69, 72	Stackable Binding Post, double . . . . .	35	MCX Plugs, Jacks . . . . .	24
Breakout to BNC . . . . .	15	Stackable Mini Banana Plug, double . . . . .	36	MMCX Jacks . . . . .	24
Patch Cord to Banana, double . . . . .	45	Stackable Mini Banana Plug, single . . . . .	36	MMCX PCB . . . . .	24
Patch Cord to Banana, single . . . . .	47	Stackable Mini Banana Plug, triple . . . . .	36	Grabber Type Clips . . . . .	67-70, 72
Patch Cord to Mini Alligator Clip . . . . .	47	Test Pins and Sockets . . . . .	40	N Coaxial . . . . .	22-23
<b>Attenuators</b>		Triple Banana Plugs . . . . .	31	N Panel . . . . .	23
BNC Attenuator . . . . .	19	Triple Banana Jacks, panel mount . . . . .	33	N Terminator . . . . .	19



SMA Plugs, Jacks ..... 16, 22, 25, 27  
 SMA Panel ..... 22, 25  
 SMA PCB ..... 25  
 SMB Plugs, Jacks ..... 26  
 SMB PCB ..... 26  
 TNC ..... 29  
 Triax Plugs, Jacks ..... 23-24

XLR Connectors ..... 76

**DC Blocking**  
 BNC Blocking Capacitor ..... 19

**DMM Accessories**  
 0.04", 0.06" & 0.08" Replaceable Probe Tips ... 65  
 Alligator Clips ..... 55-61, 64, 66, 68-69, 72  
 Automotive Leads ..... 78  
 Backprobe Pins ..... 57, 78  
 Banana Jack to Banana Jack ..... 31, 64  
 Cases and Pouches ..... 61  
 Couplers ..... 31, 64  
 Couplers, Test Lead, Banana ..... 64  
 DMM Accessories and Kits ..... 55-65, 69  
 DMM Accessories Cases and Pouches ..... 61  
 Do It Yourself DMM Accessories ..... 66  
 Kelvin Clips with Leads ..... 66  
 Kelvin Probe Set ..... 66  
 Piercing Probes ..... 57-58, 61, 64, 78  
 Pogo Tip Probes ..... 60, 65  
 Probe Tip Adapter ..... 64, 78  
 Probe Tips, Spring-Loaded (Pogo Pin) ..... 60, 65  
 Probe Tips, Replacable ..... 60-62, 65  
 Retractable Needle Tip Test Probes ..... 61  
 Screw-on Alligator Clips Set ..... 61  
 Spade Lug ..... 40, 64  
 Spade Lug Adapter ..... 40, 64  
 Test Clips ..... 61, 67-68  
 Test Lead Kits ..... 55-63  
 Test Lead Wire ..... 66  
 Test Leads and Test Lead Kits ..... 60-63  
 Test Leads, Modular ..... 63  
 Test Probe SMD Tweezers ..... 65  
 Test Probe Tip Adapters ..... 64, 78  
 Test Probe with Leads ..... 60-63, 66  
 Test Probe, Modular ..... 63  
 Wire Piercing Test Clip ..... 57-58, 61, 64, 78  
 Wire, Test Lead ..... 66

**IC Test Clips**  
 IC Test Clips and Adapter ..... 79-80

**Kelvin Clips**  
 Kelvin Probes, Clips with Leads ..... 66

**Oscilloscope Probes**  
 Probes ..... 73-75  
 Probes Accessory Kit ..... 73-75  
 Probes and Accessories ..... 73-75  
 SMD ..... 69-75  
 SMD Adapter ..... 69-75

**Patch Cords**  
 Alligator to Alligator ..... 46-47  
 Banana Jack to Banana Plug ..... 44, 48  
 Banana Jack to Minigrabber ..... 42  
 Banana Jack, Sheathed to Minigrabber ..... 42  
 Banana Jack to Test Clip ..... 42  
 Banana Plug ..... 41-48  
 Banana Plug to Micrograbber ..... 42-43  
 Banana Plug Miniature ..... 45, 48  
 Banana Plug to Minigrabber ..... 42-43, 47  
 Banana Plug to Alligator Clip ..... 45, 47  
 Banana Plug to Square Pin Jack ..... 48  
 Banana Plug to Test Clip ..... 42-44, 47  
 Banana Plug, Miniature to Standard ..... 42  
 Bantam ..... 83-86  
 Bantam to Alligator ..... 84  
 Bantam to Banana Plug ..... 85  
 Bantam to RJ45 / RJ48 ..... 85  
 Bantam to Test Clip ..... 84  
 Bantam to WE310 ..... 86  
 BNC 75Ω ..... 7, 9, 83  
 BNC to Alligator Clip ..... 12-13, 15  
 BNC to Double Banana Plug ..... 14  
 BNC to BNC ..... 6-8  
 BNC to Grabbers and Pincers ..... 12-13, 15  
 BNC to Bantam ..... 83, 86  
 BNC to SMA ..... 9  
 BNC to WE310 ..... 86  
 BNC to WECO ..... 86  
 Coax ..... 6-17  
 Double Shielded Coax, Triaxial ..... 12  
 Lead Holder ..... 6, 41, 78  
 Low Thermal ..... 46  
 Type N ..... 9  
 Patch Cords and Test Leads ..... 41-48, 63

Patch Cord to Banana, Double ..... 43-45  
 Patch Cord to Banana, Single ..... 41-42, 47-48  
 Patch Cord to Spade Lug ..... 46  
 Patch Cord to Triaxial ..... 12  
 Pin Tip ..... 48  
 Retractable Sheath Banana ..... 46-47  
 Sheathed Banana Jack to Minigrabber ..... 43  
 Shielded, Double Banana ..... 43-45  
 Shielded Twisted Pair, Triaxial ..... 12  
 SMA ..... 8-11  
 SMD Test Clip ..... 44, 46, 69, 71  
 Spade Lug ..... 46  
 Spade Lug to Alligator ..... 48  
 Square Pin to Banana ..... 48  
 Spade Lug to Banana Plug ..... 46  
 Test Clip ..... 45-46  
 Triaxial ..... 12  
 Twisted Pair ..... 6  
 WE310 ..... 85-86  
 WE310 to Alligator ..... 85

**Shorting Cap**  
 BNC Shorting Cap ..... 19  
 SMA Shorting Cap ..... 22

**Static Control**  
 Kit ..... 81-82  
 Patch Cord ..... 81-82  
 Static Control ..... 81-82  
 Tester ..... 81  
 Wrist Strap ..... 81-82

**Telecom**  
 Bantam ..... 83-86  
 Bantam to Alligator ..... 84  
 Bantam to Banana Plug ..... 85  
 Bantam to RJ45 / RJ48 ..... 85  
 Bantam to Test Clip ..... 84  
 Bantam to WE310 ..... 86  
 BNC to Bantam ..... 83, 86  
 BNC to WE310 ..... 86  
 BNC to WECO ..... 86  
 Patch Cords ..... 84-86  
 WE310 ..... 85-86  
 WE310 to Alligator ..... 85  
 WECO ..... 86  
 Piercing Alligator Clips to Banana Plug ..... 84  
 Telecom ..... 83-86  
 Test Kit ..... 83  
 Bantam to WE310 ..... 86

**Terminators**  
 BNC Terminator ..... 19  
 SMA Terminator ..... 22

**Test Clips**  
 Banana Jack ..... 67-68  
 Pin Tip ..... 67  
 Solder Type ..... 68  
 Grabbers and Test Clips ..... 61, 67-71  
 Kelvin Clips with Leads ..... 66  
 Pin Tip to Alligator Clip ..... 68  
 SMD ..... 69-72

**Test Leads**  
 Patch Cords and Test Leads ..... 41-66

**Test Probes**  
 Test Probes ..... 55-66  
 SMD Tweezers ..... 65

**Video**  
 Video ..... 76-77

**Wire**  
 Test Lead Wire ..... 66

# Category Index/Alphabetical Index

Model#	Page#	Model#	Page#	Model#	Page#	Model#	Page#	Model#	Page#	Model#	Page#
AL-B	47	2382	37	3276	36	3844	28	4555	67	5026	84
B	41	2383	37	3277	37	3846	20	4578	21	5026N	84
BNC-C	8	2390	50	3283	20	3847	20	4590	35	5051	15
CK73041	49	2391	50	3284	20	3850	54	4601	33	5053	42
HB	41	2392	50	3285	20	3862	35	4613	46	5054	12
MDP	30	2393	50	3286	28	3863	35	4614	35	5056	24
MDP-S	30	2397	50	3287	28	3901	15	4619	35	5058-X	9
MDP-ST	30	2398	50	3288	28	3916A	80	4650	47	5066	29
MDP-X	30	2399	50	3296	18	3925	67	4653-0	36	5068	29
MG-B	47	2400	50	3301	53	3957	15	4654	35	5069	15
P	48	2401	50	3302	53	3966	15	4655	54	5076	29
SP150B	73	2417	51	3306	53	4005	34	4656	54	5085	19
1081	48	2428	51	3311	53	4022	37	4661	24	5088	22
1166	47	2439	47	3316	53	4043	77	4684	19	5089	23
1167	43	2440	47	3352-A	85	4044	77	4690	40	5090	28
122505A	31	2447	21	3352N-A	85	4054	28, 76	4691	40	5108	80
122506A	31	2447A	21	3364	31	4108	19	4702	48	5114	80
1269	18	2451	21	3430	18	4115	36	4719	86	5133	65
1270	18	2451A	21	3452	38	4119	19	4723	67	5142-K	65
1286	39	2455	23	3533	20	4159	21	4725	12	5143-K	65
1296	18	2630	15	3534	20	4160	21	4741	48	5144	61
1297	28, 76	2631	15	3535	28	4176	67	4742	50	5145	31
1325	32	2708	6, 41	3542	38	4226	52	4768-K	43	5148	21
1326-A	44	2798	86	3548	37	4233	68	4770	35	5155	29
1326-C	44	2854	34	3560	40	4240	19	4771	48	5156	29
1330	30	2864	42	3561	40	4243	35	4773	38	5157	29
1330-ST	30	2886	15	3562	40	4245	50	4777-C	12	5165	39
1368-A	44	2894	39	3563	40	4246	51	4777-K	12	5167	33
1383-C	8	2901	51	3564	40	4247	53	4787	22	5168	33
1432	39	2902	51	3565	40	4248	51	4788	21	5169	33
1440	41	2906	51	3580	23	4276-C	8	4826	67	5170	33
1442	77	2944	36	3600	24	4279	85	4846-BB	8	5173	38
1452	18	2945	36	3601	52	4280	86	4846-C	8	5178	24
1468	18	2948	41	3602	52	4281	85	4846-K	8	5186	52
1469	18	2970	31	3603	52	4282	22	4846-X	8	5187-C	13
1508	6, 41	2BA	44	3606	52	4284	22	4846-UU	8	5187-K	13
1581	34	2BA-AL	45	3690	36	4285	22	4862	53	5188	15
1614A	64	2BC	44	3719	51	4286	22	4864	50, 51, 54	5189	15
1658-T	9	2BC-AL	45	3728	50	4288	27	4892	30	5203	54
1693	46	2BC-MG	45	3742	53	4289	27	4896	20	5208	80
1756	46	2BC-PP	45	3743	53	4290	27	4897	32	5218	24
1794	86	3014	42	3744A	40	4291	27	4898	30	5219	23
1809	39	3027-K	45	3750	35	4292	27	4899	32	5220	80
1823	31	3030	37	3751	50	4293	27	4900	34	5223	12
1825	32	3073	15	3752	50	4294	27	4903	54	5230	32
1829	31	3220	47	3753	50	4295	27	4911A	47	5233	33
1894	18	3221	15	3754	50	4296	27	4914	30, 32	5243	68
1960	48	3230	51	3760	35	4297	27	4933	31	5250	80
2035	36	3231	51	3770	35	4298	27	4934	31	5251	80
2112	86	3232	51	3777A	40	4299	27	4935-BB	9	5252	80
2138	39	3234	51	3778	21	4388	23	4945-K	14	5253	80
2142	37	3239	51	3780	45	4391	19	4956	23	5254	80
2143	38	3257	32	3781	45	4408	6, 41	4964-SS	7	5255	54
2239-C	44	3258	32	3782	42	4408M	78	4969	15	5266-C	7
2240	68	3261	32	3786-C	43	4488	20	4970	15	5268-C	14
2244	36	3263	33	3788	15	4513	36	4979	22	5279	79
2247-K	45	3264	33	3789	15	4521	68	4986	31	5280	79
2249-C	6, 7	3265	33	3834	39	4528-K	9	4993	86	5281	79
2249-K	7	3266	33	3837	28, 76	4528-X	9	4995	35	5285	20
2249-E	7	3267	34	3839	19	4530-C	14	5008	86	5286	20
2249-Y	7	3268	37	3840	19	4531-C	12	5014	80	5290	24
2269	33	3269	18	3841	23	4532-C	13	5018	35	5291A	46
2305	40	3271	37	3842	23	4543	38	5019	84	5295	46
2352	50, 51, 52, 53	3272	37	3843	23	4550B	73	5019N	84	5297	19

Model#	Page#	Model#	Page#	Model#	Page#	Model#	Page#	Model#	Page#	Model#	Page#
5298	.28	5899A	.59	6291	.7	6601	.61	72923	.71	73042	.20
5299	.28	5900A	.59	6303	.66	6700	.20	72924	68, 72	73043	.20
5300	.28	5901B	.57	6320	.85	6701	.20	72925	.71	73044	.23
5301	.46	5903A	.58	6331	.85	6705	.20	72926-C	.7	73045	.23
5302	.44	5904A	.58	6340	.59	6712	22, 77	72927-C	.14	73046	.22
5304-K	.13	5906A	.63	6341	.65	6713	22, 77	72928	.69	73047	.22
5305	.15	5907A	.63	6342	.65	6717	.21	72929	.71	73048	.23
5307	.20	5908A	.63	6343	.56	6718	.21	72930	.33	73049	.23
5309A	.62	5909A	.63	6344	.56	6721	.31, 66	72931	.16	73050	.23
5312	.79	5910B	.61	6351	.73	6723	.61	72932	.17	73051	.23
5319	28, 76	5911B	.61	6352	.73	6727	.41	72934	.16	73052	.23
5325A	.56	5912B	.61	6353	.73	6728	.31	72935	.69	73053	.29
5342	.12	5913	61, 78	6354	60, 65	6729	.31, 66	72936	.71	73054	.29
5343-C	.14	5914	.64	6356	.47	6730	.66	72937	.18	73056	.29
5360	.68	5916B	64, 68	6357	.47	6733	.66	72938	.18	73057	.29
5401	.79	5931	.33	6358	.63	6734	.66	72940	.75	73058	.29
5402	.79	5934	.38	6364	.65	6735	.21	72941	.75	73059	.29
5405	.39	5935	.39	6365	.62	6736	.21	72942	62, 75	73061	.20
5406	.32	5936	.40	6366	.62	6737	.20	72943	.25	73062	.23
5418	.68	5940	.66	6383	32, 66	6738	.20	72945	.25	73063-BB	.9
5423-C	.12	5948	.48	6384	32, 66	6739	.20	72946	.25	73064-BB	.12
5437	.80	5950A	.62	6387	.34	6740	.20	72950	.25	73065-BB	.11
5510	.17	5951A	.62	6389	.36	6741	.21	72953	.25	73066-BB	.11
5511	.17	5952A	.61	6405	64, 78	6744	.20	72954	.25	73067-BB	.10
5513	.17	5953A	.61	6411	.78	6745	.21	72956	.25	73068-BB	.11
5514	.80	5955	.61	6413	64, 78	6747	.21	72958	.25	73069-BB	.10
5515A	.79	6041B	64, 68	6440	.36	6748	.21	72959	.25	73070-BB	.11
5519A	.62	6049A	.73	6441	.36	6752A	.20	72960	.25	73070-C	.11
5520	.68	6069A	.73	6442	.72	6754	.20	72961	.25	73071-BB	.10
5521	.46	6081	.82	6443	67, 73	6779	.27	72962	.25	73071-X	.10
5522	.67	6082	.82	6469	.62	6780	.27	72963	.25	73072-BB	.10
5523	.45	6083	.82	6475	.65	6781	.27	72964	.25	73072-VV	.9
5525	.46	6084	.82	6477	.62	6782	.27	72966	.25	73073-BB	.10
5531	.81	6086	.81	6479	.63	6802	22, 76	72967	.25	73075-VV	.9
5532	.81	6087	.81	6481	40, 78	6878	.77	72968	.25	73075-UU	.10
5534	.81	6088	.81	6483	47, 84	6880	.77	72969	.25	73077-UU	.9
5543B	.56	6101A	.73	6484	.84	6881	.77	72970	.25	73078-UU	.11
5672A	.56	6102A	.73	6491	.74	6883	.35	72971	.25	73082-X	.11
5673B	.58	6107	.80	6493	.74	6884	.35	72973	.25	73083-BB	.11
5674C	.56	6108	.80	6494	.74	7035	.20	72974	.25	73083-X	.11
5676A	.62	6109	.80	6495	.74	7040	.20	72975	.22	73084	.34
5677B	.55	6146	.61	6496	.74	7107	.76	72976	.27	73085	.34
5678-K	.65	6147	.61	6497	.74	7108	.76	72977	.27	73086	.34
5682	.64	6172A	.60	6498	.74	7142	.77	72978	.27	73087	.34
5689A	.63	6173A	.59	6499	.74	7158	.76	72979	.27	73088	.44
5697	.8	6203	.64	6500	.74	7159	.76	72981	.26	7519A	.62
5698	.16	6204A	.57	6510-V	.83	7160	.76	72984	.26		
5699	.34	6212	.65	6515	.84	72902	.70	72988	.26		
5700	.34	6232A	.63	6517	.83	72903	.70	72992	.26		
5701	.34	6235	.61	6519	.86	72904	.70	72995	.26		
5733	.79	6244	.43	6523	.85	72905	.70	72996	.26		
5748	.16	6245	.43	6530A	.57	72906	.70	72997	.26		
5749	.17	6248	.42	6534	.78	72907	.71	72998	.26		
5788	.68	6249	.42	6545	.32	72908	.14	72999	.26		
5790	.72	6252	.64	6546	.32	72909	.14	73000	.26		
5795A	.73	6254	.17	6547	.36	72912	.33	73004	.24		
5800A	.73	6262	64, 78	6548	.36	72913	.33	73012	.24		
5803A	.73	6264B	.64	6549	.36	72914	18, 72	73014	.24		
5806A	.73	6265	.73	6551	.75	72917	.72	73015	.24		
5809A	.73	6266	.73	6553	67, 74, 75	72918	.33	73028	.24		
5812A	.73	6267	.73	6554	.75	72919	.71	73037	.24		
5827A	.73	6275	.60	6567	.68	72920	.71	73039	.24		
5830	.68	6283-C	.43	6568	.83	72921	.72	73040	74, 75		
5898	.62	6286	.63	6576	.46	72922	.72	73041	.49		

# Many Ways to Find Answers

You can quickly find complete product specifications and discover Pomona's newest product announcements when you visit our website:

[www.pomonaelectronics.com](http://www.pomonaelectronics.com)



Now there are three ways for you to find the product you are looking for.

### 1. Search by Keywords or Model #

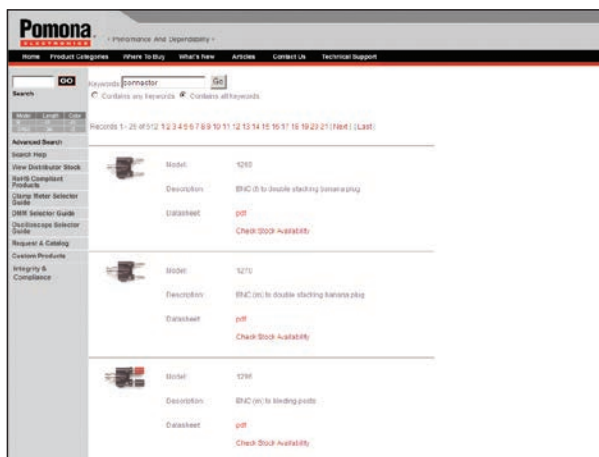
On the left-hand column of our homepage, simply enter the description of the product or model number of the Pomona product in the [Search] field and select [GO].

### 2. Search by Advanced Search

You will find our [Advanced Search] link on the left-hand column of the homepage. This allows you to choose from a number of search options to help you find exactly what you're looking for.

### 3. Search by Category

From the homepage, select [View Products] under either "Test and Measurement" or "Broadcast/Multimedia". You will see a list of product categories from which to choose.



Whichever method you choose, you will be presented with model numbers and "pdf" hotkeys which will take you directly to specification information on the product you want.

### Check Stock Availability

Once you have a specific Pomona model number you are interested in, you can immediately find a distributor with stock on hand. You can click the "Check Stock Availability" link or from the left-hand navigation column, select [View Distributor Stock], enter the model number into the box, and click [GO]. You will be presented with a list of distributors with that part on hand.

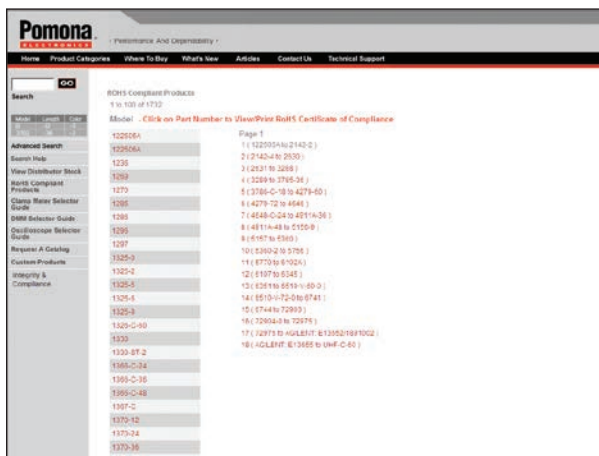
### Print a RoHS Compliance Certificate

Also, you can find RoHS Compliance Certifications on the left-hand navigation column by selecting [RoHS Compliant Products] and selecting the model you are looking for. Make the Pomona site your "favorite" place to "go to" when you need the world's most complete line of quality test accessories.

### Technical Support

[techsupport@pomonatest.com](mailto:techsupport@pomonatest.com)

Because technical questions about products or applications can arise almost anywhere, Pomona offers technical support with a qualified resource via e-mail or visiting the Pomona website. While you are in the Technical Support section of our website, you can also refer to selector guides, view or request a catalog, or go directly to the specific product information you seek.



Nothing in this catalog is to be construed as an offer. Product availability, prices and delivery dates are subject to Pomona's order confirmation form. The same applies to orders based on development samples delivered. Pomona products are intended to be used in accordance with the specifications in this catalog. Any use or application that deviates from those specifications may be dangerous. A limited warranty applies to Pomona products. Pomona will not be liable for any loss, damage, cost of repair, or incidental or consequential damages of any kind, arising in connection with the design, manufacture, sale, or repair of the products, whether based on express or implied contract, negligence or strict liability. Pomona will not be liable to buyer for any amount exceeding the purchase price of the product which proves to be defective. Pomona will not be responsible or liable for any patent infringements or other rights of third parties, which may result from the use of this catalog. Registered trademarks used in this catalog are the property of their respective companies.



# Pomona<sup>®</sup>

**ELECTRONICS**



#### **In the United States:**

Pomona Electronics  
9028 Evergreen Way  
Everett, WA 98204  
United States

[www.pomonaelectronics.com](http://www.pomonaelectronics.com)

Tel: 1-800-490-2361  
Fax: 1-425-446-5844

#### **In Europe:**

Pomona Electronics  
P.O.Box 1186  
5602 BD Eindhoven  
The Netherlands

[www.Pomona.cc](http://www.Pomona.cc)  
[europe@pomona.cc](mailto:europe@pomona.cc)

Tel: +31 (0) 40 2675 150  
Fax: +31 (0) 40 2675 151

#### **All other areas:**

[www.pomonaelectronics.com](http://www.pomonaelectronics.com)

Tel: 1-425-446-5500  
Fax: 1-425-446-5844

**Products in this catalog are available through:**



## X-ON Electronics

Largest Supplier of Electrical and Electronic Components

*Click to view similar products for [Test Plugs & Test Jacks](#) category:*

*Click to view products by [Pomona](#) manufacturer:*

Other Similar products are found below :

[01-2601-4-0210](#) [01-2601-4-0212](#) [01-2604-4-0212](#) [01-2604-5-0210](#) [01-2150-1-0312](#) [01-2350-1-02](#) [01-2352-1-02](#) [01-2368-1-02](#) [01-2604-4-0210](#) [01-2604-5-0212](#) [01-2606-4-0210](#) [01-2606-4-0212](#) [01-2606-5-0212](#) [M39024/10-01G](#) [M39024/10-17G](#) [M39024/11-09G](#) [M39024/11-42](#) [M39024/11-43](#) [M39024/12-08](#) [707-5311](#) [707-5402-01-19](#) [707-5410](#) [923739-40-I](#) [R644543000](#) [R948161000](#) [R999351000](#) [1408-4](#) [1499-101](#) [1533-1](#) [1659559](#) [1659567](#) [1663921](#) [1663939](#) [1696-102](#) [174-R825B-EX](#) [NYS508-BU](#) [NYS508-O](#) [211-101](#) [RS100GBL](#) [RS250GBL](#) [251-102](#) [25-2251-2-03](#) [25-2259-2-03](#) [923743-16-I](#) [923743-24-I](#) [923743-28-I](#) [2854-BLU](#) [2970-BLK](#) [30-443G](#) [1680](#)