



MW-MLD-2835-2W-LENS-V.2

Professional Led Modules; **3-10cm** 3D letters, lightboxes



■ Features:

- luminous efficacy 96 lm/W
- for indoor and outdoor use
- 50 pcs in chain



UK
CA

CE

TECHNICAL DETAILS

12V
DC

0.48W

160°

IP
67

46 lm

5
YEARS
WARRANTY

50000h

PWM

MODEL	MW-MLD-2835-2W-LENS-V.2
Supply voltage	12V DC
Power consumption per module	0.48W
Chain power consumption	24W
Current consumption per module	40mA
LED diodes	San`an led - 2835
Quantity of LEDs	2
Light color	White (~6500K)
Luminous flux	46lm (W)
Luminous flux density	96lm (W)
Color rendering index - CRI	≥80
Beam angle	160°
Current stabilization	Yes
Dimming	Yes
Module dimensions (L x W x H)	44 x 15 x 7mm
Cable length	65mm
Number of modules in 1m	9.2
Box weight	18kg
Packing	Chain – 50pcs / Bag – 200pcs / Box – 1600pcs
Montage	Adhesive tape / mounting screw
Lifetime	L70B50 > 50000h
Working temperature	-25°C ÷ 55°C
IP protection	IP67
Warranty	5 years

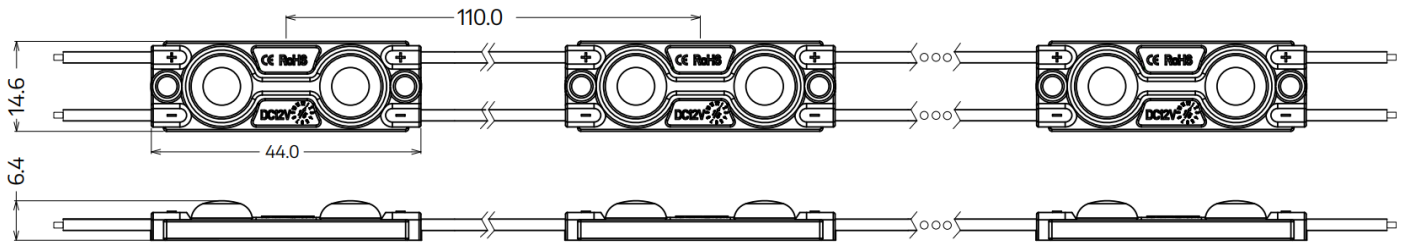


MW-MLD-2835-2W-LENS-V.2



Professional Led Modules; **3-10cm** 3D letters, lightboxes

Dimensions



Connection diagram

One-side power input:

Two-side power input:



Maximum number of modules 50 pcs

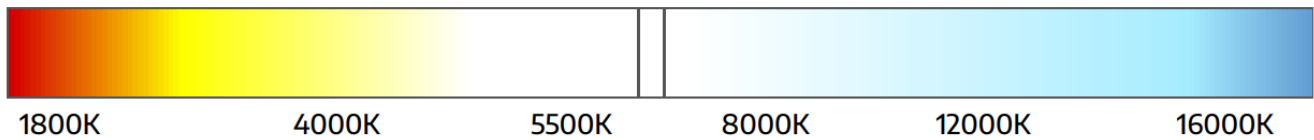
Maximum number of modules 100 pcs

It is acceptable to connect multiple chains in parallel, as long as the power supply provides sufficient power

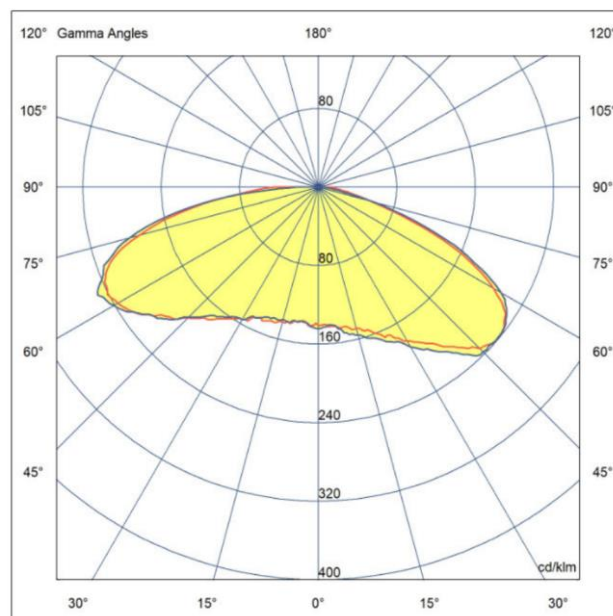
Light color / CCT

Light color

White (~6500K)



Beam angle





MW-MLD-2835-2W-LENS-V.2



Professional Led Modules; **3-10cm** 3D letters, lightboxes

Table of selection of modules to depth of cassette

Depth	Light intensity	Distance between the centres of the modules	Distance between rows	Pieces / m2	Power / m2
30mm	2000-13000 lx	50mm	45mm	300 pcs	182W/m ²
40mm	8800-9100 lx	60mm	60mm	256 pcs	123W/m ²
50mm	6000-6300 lx	70mm	70mm	196 pcs	94W/m ²
60mm	4600-4800 lx	80mm	80mm	144 pcs	69W/m ²
70mm	3400-3600 lx	90mm	90mm	110 pcs	53W/m ²
80mm	2700-2900 lx	110mm	110mm	90 pcs	43W/m ²
90mm	2400-2600 lx	110mm	110mm	90 pcs	43W/m ²
100mm	1300-1400 lx	110mm	110mm	25 pcs	43W/m ²

X-ON Electronics

Largest Supplier of Electrical and Electronic Components

Click to view similar products for [LED Bars and Arrays](#) category:

Click to view products by [POS manufacturer](#):

Other Similar products are found below :

[LTL-2755Y](#) [LF2B-D3P-BTHWW2-1M](#) [SSA-LXB10GW-18751](#) [SSA-LXB10YW](#) [SSA-LXH1025I1G7XXD](#) [HLMP2300](#) [LTL-2450Y](#) [LTL-2855G](#) [HLMP2655](#) [SSB-LX2301SIW](#) [TOS-4102BR-N](#) [SSA-LXB10-IYG8W-1](#) [LTL-57173HR](#) * [LPB-R0112051S](#) [SSA-LXB525-I1G3I1D](#) [MW-MLD-2835-3W-LENS V,2](#) [MW-MLD-2835-1W-LENS](#) [OSWSW51006B-5V](#) [PROLED-MINI-3W-CC100](#) [MW-MLD-2835-3B-LENS](#) [OSWM43-K4W](#) [PROLED-MINI-2W-CC70](#) [OSWM43-G5W](#) [MW-MLD-2835-2W-LENS V,2](#) [OSWSM51006B-5V](#) [OST1MC5A31A-W1V](#) [WL 30 W](#) [PROLED-3W-CC220](#) [MW-MLD-HE-3W-LENS170](#) [WL 20 W](#) [OSWM43-W5W](#) [57844](#) [113162000-00660681](#) [49983](#) [MW-MLD-HE-1WW-LENS170](#) [OSWM43-B6W](#) [MW-MLD-HE-2W-LENS170](#) [OSWM43-B5W](#) [OSWM43-Y5W](#) [MINIOVAL-1WW](#) [ALUSTAR-G2-NA-SC590-1A-54](#) [LTA-1000E](#) [LTL-57173HR](#) [1330.0001](#) [1330.0003](#) [1330.0009](#) [KB-2855SGW](#) [KB-B100SURKW](#) [L-1043GDT](#) [L-875/4SRDT](#)