



MW-MLD-2835-3W-LENS V.2

Professional Led Modules; **8-20cm** 3D letters, lightboxes



■ Features:

- luminous efficacy 84 lm/W
- for indoor and outdoor use
- 40 pcs in chain



UK
CA

CE

TECHNICAL DETAILS



MODEL	MW-MLD-2835-3W-LENS-V.2
Supply voltage	12V DC
Power consumption per module	0.72W
Chain power consumption	28.8W
Current consumption per module	60mA
LED diodes	San`an led - 2835
Quantity of LEDs	3
Light color	White (~6500K)
Luminous flux	60lm (W)
Luminous flux density	84lm (W)
Color rendering index - CRI	≥80
Beam angle	160°
Current stabilization	Yes
Dimming	Yes
Module dimensions (L x W x H)	63 x 15 x 6mm
Cable length	112mm
Number of modules in 1m	5.7
Box weight	21kg
Packing	Chain – 40pcs / Bag – 160pcs / Box – 2560pcs
Montage	Adhesive tape / mounting screw
Lifetime	L70B50 > 50000h
Working temperature	-25°C ÷ 55°C
IP protection	IP67
Warranty	5 years

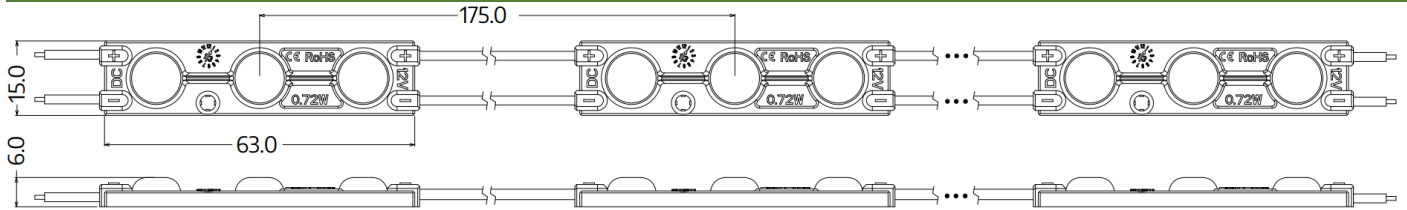


MW-MLD-2835-3W-LENS V.2



Professional Led Modules; **8-20cm** 3D letters, lightboxes

Dimensions



Connection diagram

One-side power input:



Maximum number of modules 40 pcs

Two-side power input:



Maximum number of modules 80 pcs

It is acceptable to connect multiple chains in parallel, as long as the power supply provides sufficient power

Light color / CCT

Light color

White (~6500K)

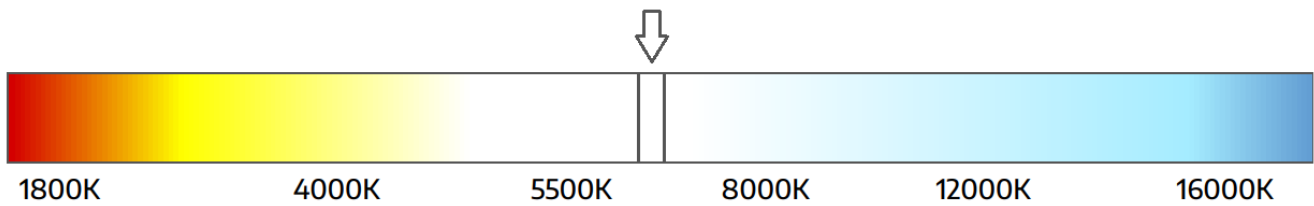


Table of selection of modules to depth of cassette

Depth	Light intensity	Distance between the centres of the modules	Distance between rows	Pieces / m2	Power / m2
80mm	5500-5800 lx	100mm	80mm	120 pcs	86W/m ²
90mm	4200-4500 lx	110mm	90mm	90 pcs	65W/m ²
100mm	3900-4200 lx	120mm	100mm	72 pcs	52W/m ²
110mm	3400-3600 lx	120mm	110mm	64 pcs	46W/m ²
120mm	3300-3500 lx	130mm	120mm	64 pcs	46W/m ²
150mm	1800-2000 lx	160mm	150mm	36 pcs	26W/m ²
180mm	1600-1800 lx	170mm	180mm	36 pcs	26W/m ²
200mm	1300-1400 lx	200mm	200mm	25 pcs	18W/m ²
250mm	800-1000 lx	250mm	250mm	16 pcs	12W/m ²

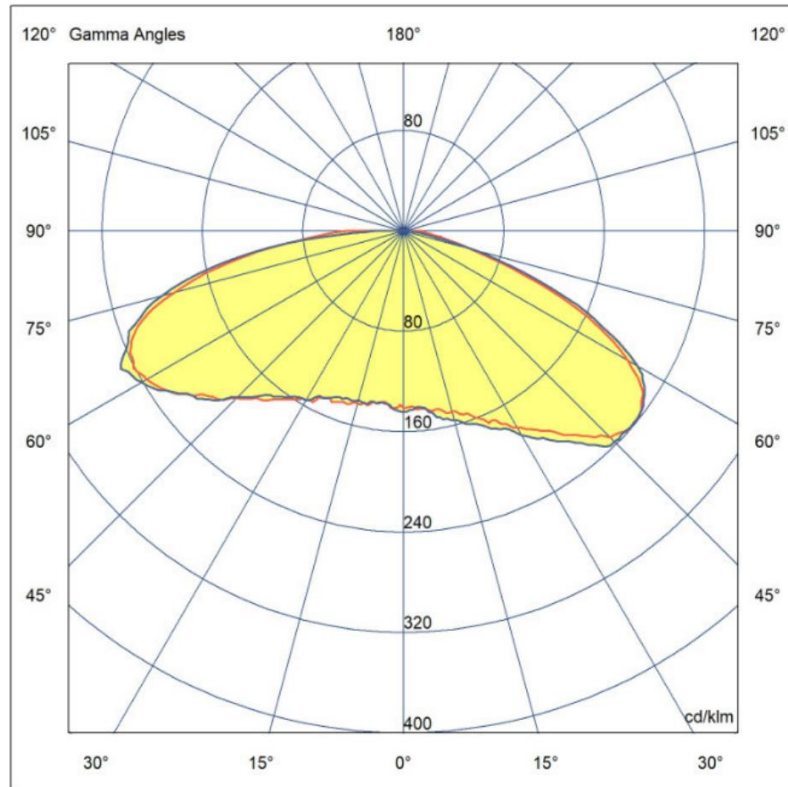


MW-MLD-2835-3W-LENS V.2



Professional Led Modules; **8-20cm** 3D letters, lightboxes

Beam angle



Energy label

ENERGY

MW LIGHTING
MW-MLD-2835-3W-LENS v.2

A
B
C
D
E
F
G

1
kWh/1000h

2019/2015

X-ON Electronics

Largest Supplier of Electrical and Electronic Components

Click to view similar products for [LED Bars and Arrays](#) category:

Click to view products by [POS manufacturer](#):

Other Similar products are found below :

[LTL-2755Y](#) [LF2B-D3P-BTHWW2-1M](#) [SSA-LXB10GW-18751](#) [SSA-LXB10YW](#) [SSA-LXH1025I1G7XXD](#) [HLMP2300](#) [LTL-2450Y](#) [LTL-2855G](#) [HLMP2655](#) [SSB-LX2301SIW](#) [TOS-4102BR-N](#) [SSA-LXB10-IYG8W-1](#) [LTL-57173HR](#) * [LPB-R0112051S](#) [SSA-LXB525-I1G3I1D](#) [MW-MLD-2835-3W-LENS V,2](#) [MW-MLD-2835-1W-LENS](#) [OSWSW51006B-5V](#) [PROLED-MINI-3W-CC100](#) [MW-MLD-2835-3B-LENS](#) [OSWM43-K4W](#) [PROLED-MINI-2W-CC70](#) [OSWM43-G5W](#) [MW-MLD-2835-2W-LENS V,2](#) [OSWSM51006B-5V](#) [OST1MC5A31A-W1V](#) [WL 30 W](#) [PROLED-3W-CC220](#) [MW-MLD-HE-3W-LENS170](#) [WL 20 W](#) [OSWM43-W5W](#) [57844](#) [113162000-00660681](#) [49983](#) [MW-MLD-HE-1WW-LENS170](#) [OSWM43-B6W](#) [MW-MLD-HE-2W-LENS170](#) [OSWM43-B5W](#) [OSWM43-Y5W](#) [MINIOVAL-1WW](#) [ALUSTAR-G2-NA-SC590-1A-54](#) [LTA-1000E](#) [LTL-57173HR](#) [1330.0001](#) [1330.0003](#) [1330.0009](#) [KB-2855SGW](#) [KB-B100SURKW](#) [L-1043GDT](#) [L-875/4SRDT](#)