

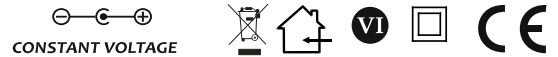
POSC12300A-H-2555 series

12V / 3A Wall mounted type AC/DC adaptor



■ Features:

- Universal AC input / Full range
- ErP step II / CEC level VI compliance
- MTBF >100.000 h
- Protections: Overload / Short circuit / Over Voltage



ELECTRICAL SPECIFICATION

MODEL	POSC12300A-H-2555
-------	-------------------

OUTPUT

Rated Voltage	12V
Rated Current	3A
Current Range	0 ÷ 3A
Rated Power	36W
Line Regulation	± 5%
Load Regulation	± 10%
Tolerance [3]	± 10%
Ripple & Noise (max.) [2]	200mV _{p-p}
Rise Time [4]	3ms / 230VAC at 10% to 90% load
Hold up Time (typ.)	100ms / 230VAC at full load

INPUT

Voltage Range	90 ÷ 264VAC
Frequency Range	47 ÷ 63Hz
Efficiency (typ.)	87.41% - Input115/230Vac / Average (25%+50%+75%+100%) /4
AC Current (typ.)	1,2A / 230VAC
No load Power Consumption (max.)	<0.10W

PROTECTIONS

Overload	3.3A-6.6A Auto-recovery.
Short Circuit	Type: hiccup mode, auto-recovery.
Over Voltage	Type: auto-recovery.

POSC12300A-H-2555 series

12V / 3A Wall mounted type AC/DC adaptor



WORKING ENVIRONMENT

Working Temperature	-5°C ÷ 40°C
Working Humidity	5 ÷ 95% RH non-condensing
Storage Temperature and Humidity	-40°C ÷ 85°C, 5 ÷ 90% RH non-condensing

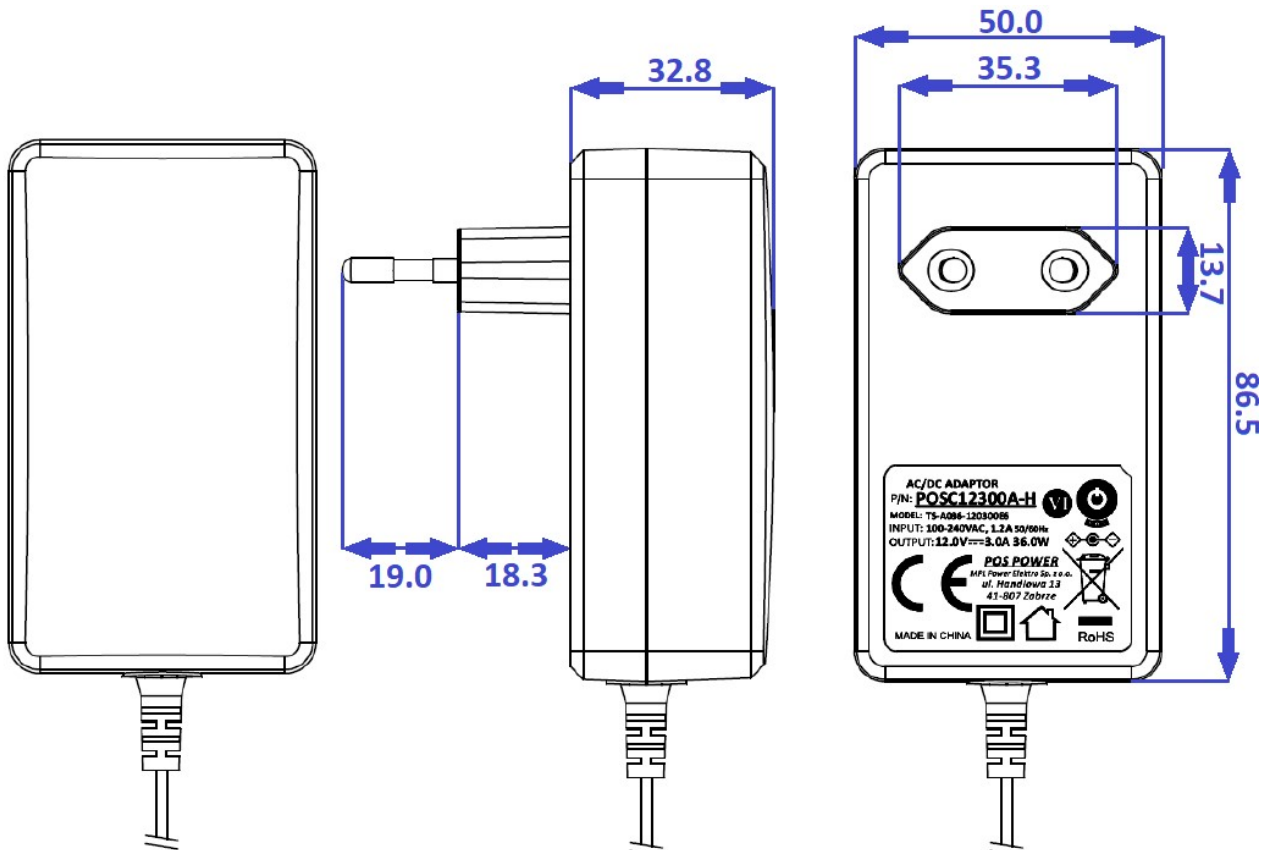
SAFETY and EMC REGULATIONS

Safety Standards	Compliance to EN 62368
Withstand Voltage	IN/OUT: 3.6kVAC
Isolation Resistance	IN/OUT: 50MΩ/500VDC/25°C/70%
EMC Emission	Compliance to EN55032
EMC Immunity	Compliance to EN61000-4-2, -3, -4, -5
Harmonic Current	Compliance to EN61000-3-3; EN61000-3-2

OTHERS

DC wire and plug	Wire: 20AWG*2C, length = 1500mm	DC Plug: 2.5/5.5mm – center positive
Net Weight / Dimensions	136g / 86.5 x 50.0 x 32.8mm (L x W x H)	

MECHANICAL SPECIFICATION

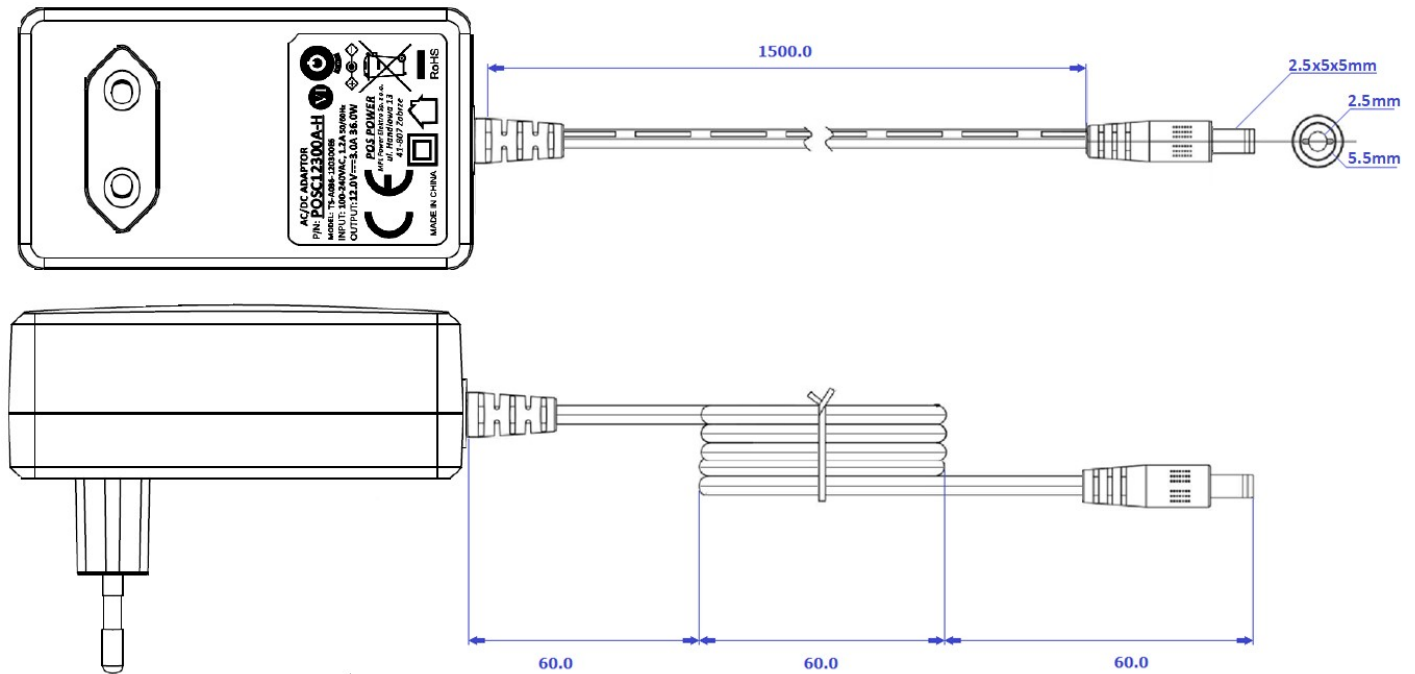


POSC12300A-H-2555 series

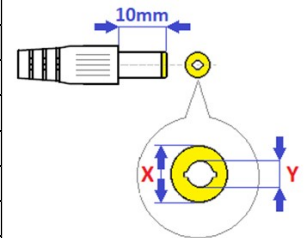
12V/3A Wall mounted type AC/DC adaptor



MECHANICAL SPECIFICATION: DC wire and plug



MODEL	DC PLUG	X [mm]	Y [mm]	Polarity
POSC12300A-H	5.5x2.1mm	5.5	2.1	center positive
POSC12300A-H-2555	5.5x2.5mm	5.5	2.5	center positive
POSC12300A-H-1335	3.5x1.3mm	3.5	1.3	center positive
POSC12300A-H-1740	4.0x1.7mm	4.0	1.7	center positive
POSC12300A-H-1748	4.8x1.7mm	4.8	1.7	center positive
POSC12300A-H-CN	5.5x2.1mm	5.5	2.1	center negative
POSC12300A-H-2555-CN	5.5x2.5mm	5.5	2.5	center negative
POSC12300A-H-1335-CN	3.5x1.3mm	3.5	1.3	center negative
POSC12300A-H-1740-CN	4.0x1.7mm	4.0	1.7	center negative
POSC12300A-H-1748-CN	4.8x1.7mm	4.8	1.7	center negative



1. All parameters NOT specially mentioned are measured at 230VAC input, rated load and 25°C of ambient temperature.
2. Ripple & noise are measured at 20MHz of bandwidth by using a 12" twisted pair-wire terminated with a 0.1µF i 47µF parallel capacitor.
3. Tolerance includes set up tolerance, line regulation and load regulation.
4. Setup and rise time is measured from 0 to 90% rated output voltage.
5. Power supply is considered as component not indented to apply by end-user. Power supply meets safety and EMC standards however the final equipment with power supply must be re-quality to comply with EMC Directives.

X-ON Electronics

Largest Supplier of Electrical and Electronic Components

Click to view similar products for [POS manufacturer](#):

Other Similar products are found below :

[POS05055A](#) [POS05100A](#) [POS05100A-MU](#) [POS05100A-MU-WH](#) [POS05200A](#) [POS05200A-13](#) [POS05200A-1740](#) [POS05200A-2555](#)
[POS05200A-2555L](#) [POS05200A-MICRO](#) [POS05200A-WH](#) [POS05200A-WH13](#) [POS05300A-USB-C](#) [POS06100A](#) [POS06100A-WH](#)
[POS09100A](#) [POS12050A](#) [POS12050A-WH](#) [POS12100A](#) [POS12120A](#) [POS12120A-WH](#) [POS12150A-WH](#) [POS12200A](#) [POS12200A-25](#)
[POS12300A](#) [POS15100D](#) [POS15200D](#) [POS24050A](#) [POS24100A](#) [POS24100A-25](#) [POS24150A](#) [POSB05200A](#) [POSB05200A-13345L](#)
[POSB05200A-2555](#) [POSB05200A-MICRO](#) [POSB05200A-USBC](#) [POSB05200A-WHMICRO](#) [POSB05210A-2USB](#) [POSB05310A-2USB](#)
[POSB05400A-USBC](#) [POSB06100A](#) [POSB06100A-WH](#) [POSB06200A](#) [POSB06200A-WH](#) [POSB09100A](#) [POSB09100A-WH](#) [POSB12050A](#)
[POSB12050A-WH](#) [POSB12100A](#) [POSB12100A-25](#)