
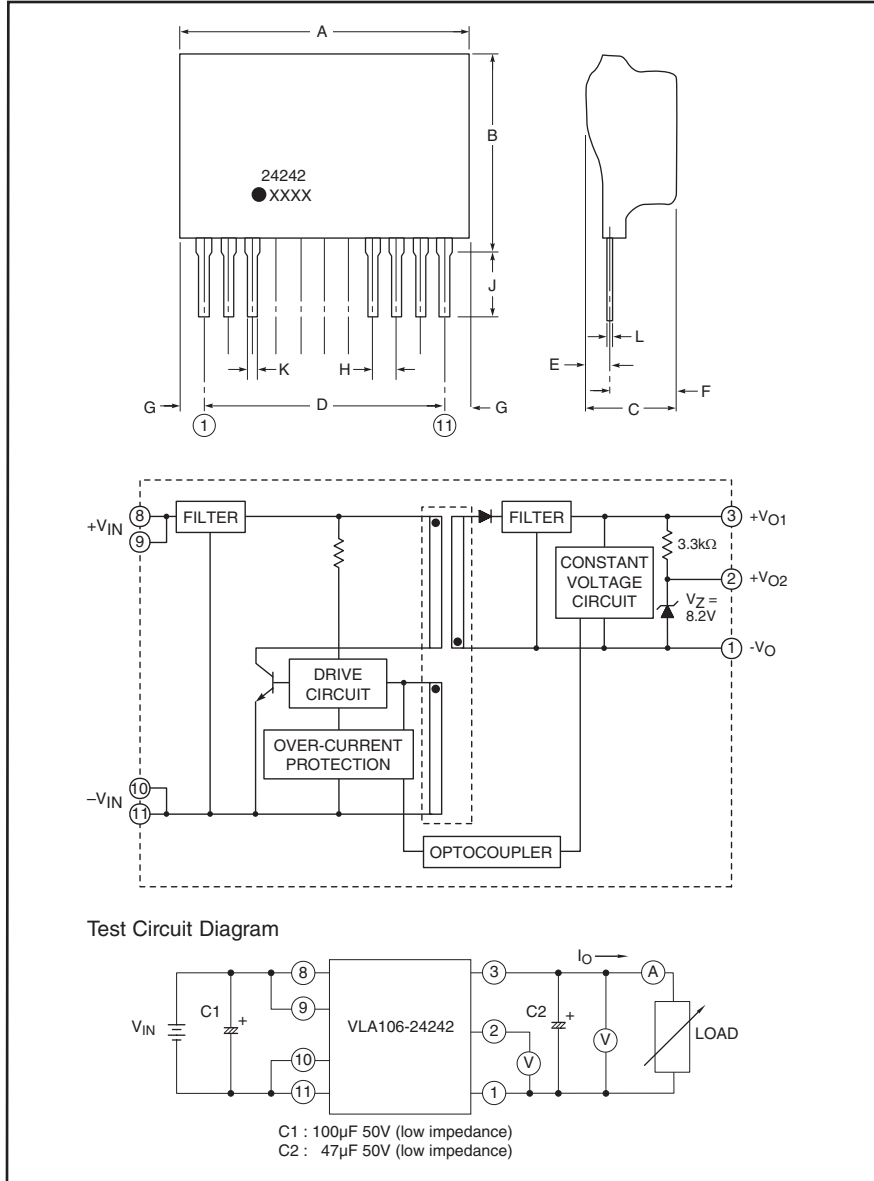


Isolated DC/DC Converter



Description:

VLA106-24242 is a DC-DC converter. Its output power is 2.4W and the input is isolated from the output. The over-current protection circuit is built-in. This device is used for on-board power supplies in industrial control equipment.

Features:

- Input Voltage Range: 21.6 to 26.4V DC
- Output: +24V, 100mA (Output Power: 2.4W)
- Thin Profile, Lightweight Design
- Electrical Isolation Voltage Between Input and Output: 2500 V_{rms} for 1 Minute
- Built in Over-current Protection Circuit

Application:

On-board power supplies such as industrial equipment and control equipment.

Outline Drawing and Circuit Diagram

Dimensions	Inches	Millimeters
A	1.3	33.0
B	0.945	24.0
C	0.71	18.0
D	1.0	25.4
E	0.22	5.5
F	0.53	13.5
G	0.18	4.5
H	0.10	2.54
J	0.18 \pm 0.06	4.5 \pm 1.5
K	0.02+0.004/-0.002	0.5+0.1/-0.05
L	0.01+0.01/-0.002	0.25+0.2/-0.05

Note: All dimensions listed are maximums except D.



VLA106-24242
Isolated DC/DC Converter

Absolute Maximum Ratings, $T_a = 25^\circ\text{C}$ unless otherwise specified

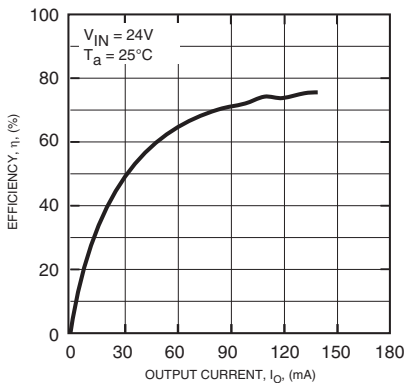
Characteristics	Symbol	VLA106-24242	Units
Input Voltage (Between Pins 8, 9, and 10, 11)	V_{IN}	27	Volts
Output Current (Between Pins 3 and 1)	I_O	100	mA
Operating Temperature (No Condensation)*	T_{opr}	-20 ~ 70	$^\circ\text{C}$
Storage Temperature (No Condensation)	T_{stg}	-20 to 85	$^\circ\text{C}$
Input-Output Isolation Voltage (AC, 1 Minute)	V_{ISO}	2500	V_{rms}

*Please refer to derating characteristics.

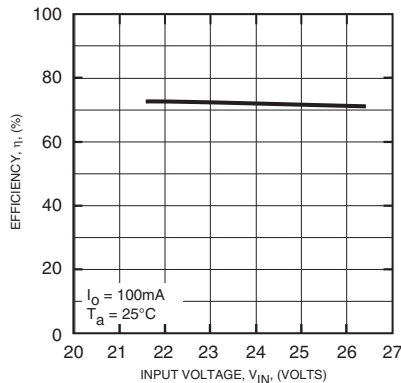
Electrical and Mechanical Characteristics, $T_a = 25^\circ\text{C}$, $V_{IN} = 24\text{V}$ unless otherwise specified

Characteristics	Symbol	Test Conditions	Min.	Typ.	Max.	Units
Input Voltage	V_{IN}	Recommended Range	21.6	24.0	26.4	Volts
Output Voltage 1	V_{O1}	Between Pins 3 and 1, $I_O = 0 \sim 100\text{mA}$	22.8	24.0	25.2	Volts
Output Voltage 2	V_{O2}	Between Pins 2 and 1, Between Pins 3 and 2 : No Load	7.79	8.2	8.61	Volts
Input Regulation	R_{eg-I}	Between Pins 3 and 1, $I_O = 100\text{mA}$, $V_{IN} = 21.6 \sim 26.4\text{V}$	—	—	50	mV
Load Regulation	R_{eg-L}	Between Pins 3 and 1, $I_O = 0 \sim 100\text{mA}$	—	—	50	mV
Ripple Voltage	V_{P-P}	Between Pins 3 and 1, $I_O = 100\text{mA}$	—	—	150	mV
Efficiency	η	Between Pins 3 and 1, $I_O = 100\text{mA}$	—	72	—	%

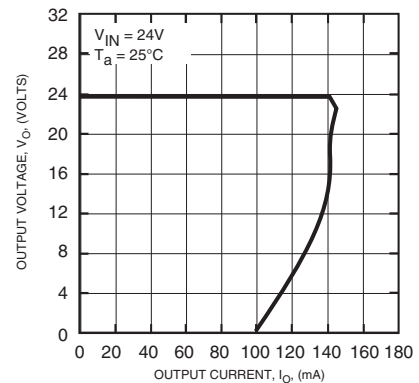
EFFICIENCY VS. OUTPUT CURRENT CHARACTERISTICS



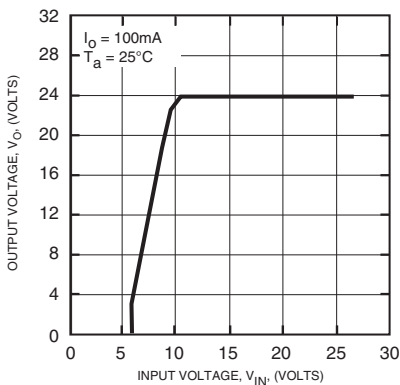
EFFICIENCY VS. INPUT VOLTAGE CHARACTERISTICS



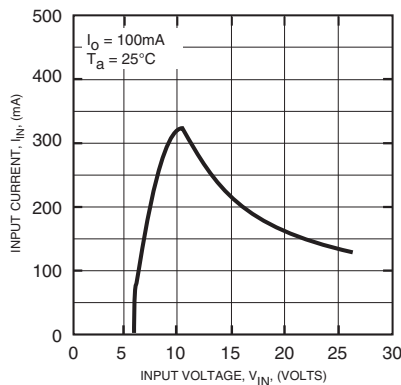
OUTPUT VOLTAGE VS. OUTPUT CURRENT CHARACTERISTICS



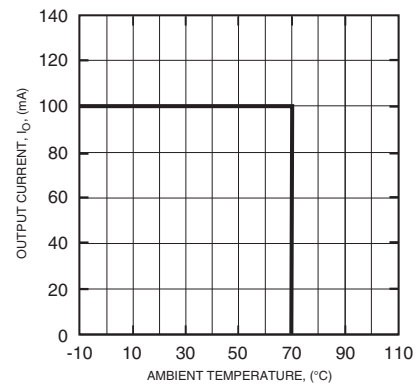
OUTPUT VOLTAGE VS. INPUT VOLTAGE CHARACTERISTICS



INPUT CURRENT VS. INPUT VOLTAGE CHARACTERISTICS



DERATING CHARACTERISTICS



X-ON Electronics

Largest Supplier of Electrical and Electronic Components

Click to view similar products for [Isolated DC/DC Converters](#) category:

Click to view products by [Powerex](#) manufacturer:

Other Similar products are found below :

[ESM6D044440C05AAQ](#) [FMD15.24G](#) [PSL486-7LR](#) [PSR152.5-7IR](#) [Q48T30020-NBB0](#) [AVO240-48S12B-6L](#) [AVO250-48S28B-6L](#) [NAN-0505](#) [HW-L16D](#) [JAHW100Y1](#) [217-1617-001](#) [22827](#) [SPB05C-12](#) [SQ24S15033-PS0S](#) [18952](#) [19-130041](#) [CE-1003](#) [CE-1004](#) [GQ2541-7R](#) [PSE1000DCDC-12V](#) [RDS180245](#) [MAU228](#) [419-2065-201](#) [449-2075-101](#) [J80-0041NL](#) [V300C24C150BG](#) [419-2062-200](#) [419-2063-401](#) [419-2067-101](#) [419-2067-501](#) [419-2068-001](#) [DCG40-5G](#) [DFC15U48D15](#) [449-2067-000](#) [XGS-0512](#) [XGS-1205](#) [XGS-1212](#) [XGS-2412](#) [XGS-2415](#) [XKS-1215](#) [033456](#) [NCT1000N040R050B](#) [SPB05B-15](#) [SPB05C-15](#) [SSQE48T25025-NAA0G](#) [L-DA20](#) [HP3040-9RG](#) [HP1001-9RTG](#) [XKS-2415](#) [XKS-2412](#)