

Three Phase Rectifier Bridge Slim Version

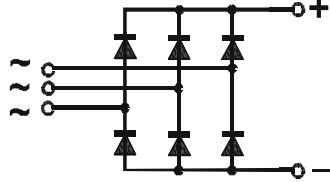
Preliminary Data Sheet

PSDS 83

$$I_{dAV} = 100 \text{ A}$$

$$V_{RRM} = 800-1800 \text{ V}$$

V_{RSM} V_{DSM} (V)	V_{RRM} V_{DRM} (V)	Type
800	800	PSDS 83/08
1200	1200	PSDS 83/12
1400	1400	PSDS 83/14
1600	1600	PSDS 83/16
1800	1800	PSDS 83/18



- Low profile (overall height: 17 mm)
- Package with screw terminals
- Isolation voltage 3000 V~
- Planar glass passivated chips
- Blocking voltage up to 1800 V
- Low forward voltage drop
- UL release applied, RoHS conform

Symbol	Test Conditions	Maximum Ratings
I_{dAVM}	$T_C = 100 \text{ }^\circ\text{C}$, (per module)	100 A
I_{FSM}	$T_{VJ} = 45 \text{ }^\circ\text{C}$ t = 10 ms (50 Hz), sine	1200 A
	$V_R = 0$ t = 8.3 ms (60 Hz), sine	1300 A
	$T_{VJ} = T_{VJM}$ t = 10 ms (50 Hz), sine	1000 A
	$V_R = 0$ t = 8.3 ms (60 Hz), sine	1100 A
$\int i^2 dt$	$T_{VJ} = 45 \text{ }^\circ\text{C}$ t = 10 ms (50 Hz), sine	7200 A ² s
	$V_R = 0$ t = 8.3 ms (60 Hz), sine	7020 A ² s
	$T_{VJ} = T_{VJM}$ t = 10 ms (50 Hz), sine	5000 A ² s
	$V_R = 0$ t = 8.3 ms (60 Hz), sine	5020 A ² s
T_{VJ}		-40... + 150 $^\circ\text{C}$
T_{VJM}		150 $^\circ\text{C}$
T_{stg}		-40... + 125 $^\circ\text{C}$
V_{ISOL}	50/60 Hz, RMS t = 1 min	2500 V~
	$I_{ISOL} \leq 1 \text{ mA}$ t = 1 s	3000 V~
M_d	Max. mounting torque (M5)	5 Nm
	Max. terminal connection torque (M5)	5 Nm
Weight	typ.	120 g

Applications

- Supplies for DC power equipment
- Input rectifier for PWM inverter
- Battery DC power supplies
- Field supply for DC motors
- etc.

Advantages

- Easy to mount with two screws
- Space and weight savings
- Improved temperature and power cycling capability

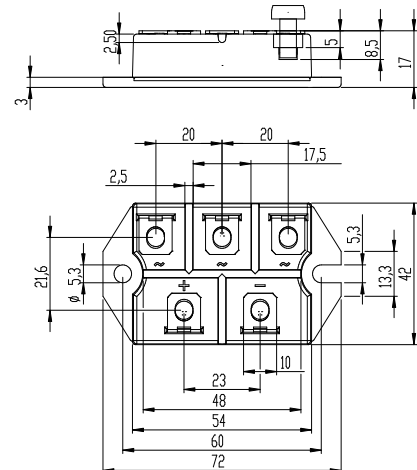
Symbol	Test Conditions	Characteristic Value
I_R	$V_R = V_{RRM}$, $T_{VJ} = 25 \text{ }^\circ\text{C}$	$\leq 0.3 \text{ mA}$
	$V_R = V_{RRM}$, $T_{VJ} = T_{VJM}$	$\leq 5 \text{ mA}$
V_F	$I_F = 100 \text{ A}$, $T_{VJ} = 25 \text{ }^\circ\text{C}$	$\leq 1.35 \text{ V}$
V_{TO}	For power-loss calculations only	0.8 V
r_T		5 m Ω
R_{thJC}	per diode; DC current	0.58 K/W
	per module	0.097 K/W
R_{thJK}	per diode; DC current	0.825 K/W
	per module	0.138 K/W
d_s	Creeping distance on surface	10.0 mm
d_A	Creeping distance in air	9.4 mm
a	Max. allowable acceleration	50 m/s ²

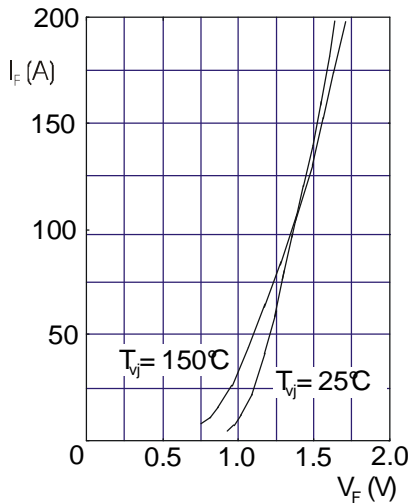
Data according to IEC 60747 refer to a single diode unless otherwise stated

Package style and outline

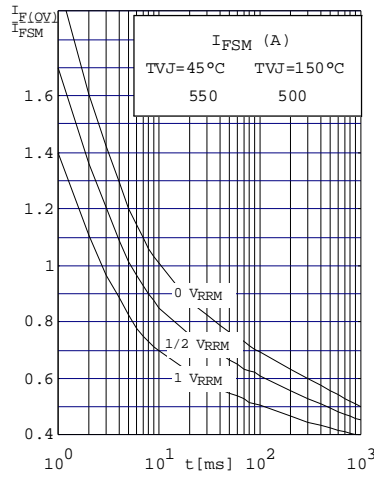
Dimensions in mm (1mm = 0.0394")

Max. allowed screw-in depth: 8.5 mm

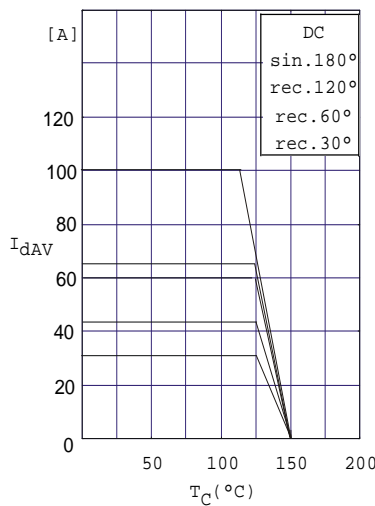




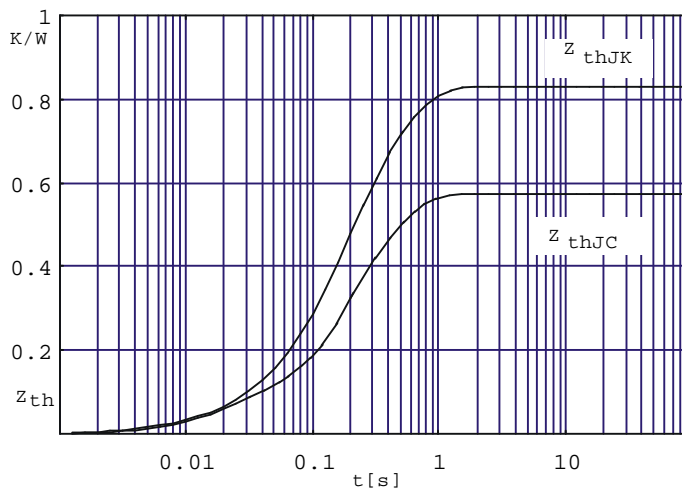
Forward current versus voltage drop per diode



Surge overload current per diode I_{FSM} : Crest value
t: duration



Maximum forward current at case temperature



Transient thermal impedance per diode

X-ON Electronics

Largest Supplier of Electrical and Electronic Components

Click to view similar products for [Bridge Rectifiers](#) category:

Click to view products by [Powersem](#) manufacturer:

Other Similar products are found below :

[MB2510](#) [MB252](#) [MB356G](#) [MB358G](#) [GBJ1504-BP](#) [GBU10B-BP](#) [GBU15K-BP](#) [GBU4A-BP](#) [GBU4D-BP](#) [DB101-BP](#) [DF01](#) [DF10SA-E345](#)
[KBPC50-10S](#) [RS405GL-BP](#) [GBJ1502-BP](#) [GBU6M](#) [TB102M](#) [MB1510](#) [MB86](#) [TL401G](#) [MDA920A2](#) [TU602](#) [TU810](#) [MP5010W-BP](#)
[MP501W-BP](#) [MP502-BP](#) [KBPC25-02](#) [VBO160-12NO7](#) [VS-110MT120KPBF](#) [VS-60MT80KPBF](#) [DB105-BP](#) [DF1510S](#) [VS-](#)
[40MT160PAPBF](#) [GBU4G-BP](#) [GSIB15A80-E3/45](#) [DB104-BP](#) [D3SB60](#) [TB354](#) [GBJ2504-BP](#) [26MB100A](#) [B1S-G](#) [VS-40MT160KPBF](#)
[VUO162-16NO7](#) [ABS10-G](#) [GBU6B-BP](#) [GBJ1508-BP](#) [BR5010-G](#) [ABS6-G](#) [B125C800G-E4/51](#) [MSB15MH-13](#)