


### Description

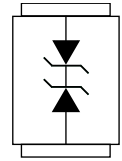
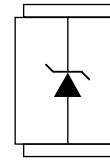
The SMAJ Series are designed specifically to protect sensitive electronic equipment from voltage transients induced by lightning and other transient voltage events.



SMA/DO-214AC

Unidirectional

Bidirectional



### Feature

- For surface mounted application to optimize board space
- Low profile package
- Built-in strain relief
- Typical maximum temperature coefficient  $\Delta V_{BR}=0.1\% \times V_{BR}@25^{\circ}\text{C} \times \Delta T$
- Glass passivated junction
- 400W peak pulse power capability at 10×1000 μs waveform, repetition rate(duty cycles):0.01%
- Low incremental surge resistance
- Excellent clamping capability
- Fast response time: typical less than 1.0 ps from 0V to 18V min
- High temperature soldering guaranteed:260°C/40 seconds at terminals

### Applications

TVS device are ideal for the protection of I/O interfaces, V<sub>CC</sub> bus and other vulnerable circuits used in telecom, computer industrial and consumer electronic application

### Maximum Ratings and Thermal Characteristics(T<sub>A</sub>=25°C unless otherwise noted)

Rating	Symbol	Value	Units
Peak Pulse Power (t <sub>p</sub> =10/1000us)	P <sub>pp</sub>	400	W
Peak Forward Surge Current,8.3ms Single Half Sine Wave Superimposed on Rated Load (JEDEC Method)	I <sub>FSM</sub>	40	A
Instantaneous Forward Voltage @I <sub>PP</sub> =35A V <sub>BR</sub> <100V V <sub>BR</sub> ≥100V	V <sub>F</sub>	3.5 5.0	V
Operating and Storage Temperature	T <sub>J</sub> , T <sub>STG</sub>	-55 to +150	°C

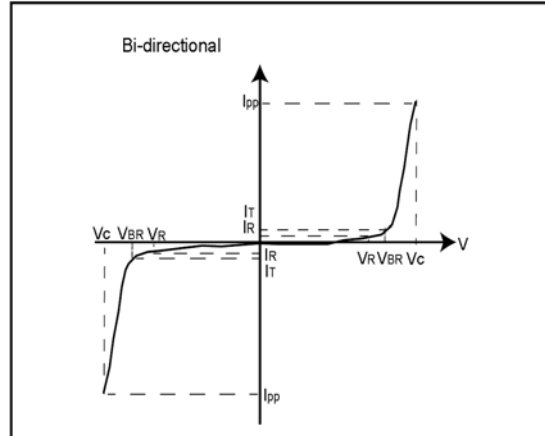
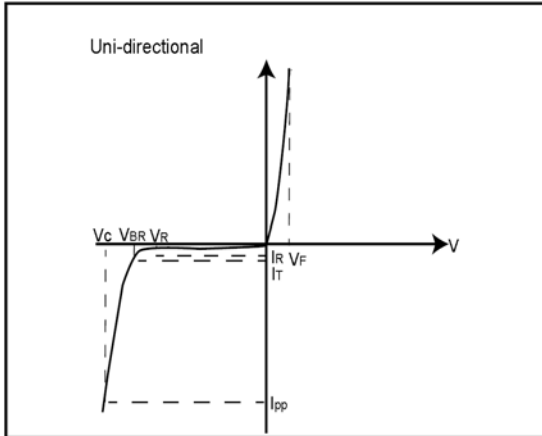
Electrical characteristics per line@25°C ( unless otherwise specified)

Part Number (Uni)	Part Number (Bi)	Reverse Stand off Voltage $V_R$ (V)	Breakdown Voltage $V_{BR}@I_T$ (V)		Test Current $I_T$ (mA)	Maximum Clamping Voltage $V_C @I_{PP}$	Maximum Peak Pulse Current $I_{PP}$	Maximum Reverse Leakage $I_R @ V_R$ ( $\mu A$ )
			MIN	MAX				
SMAJ5.0A	SMAJ5.0CA	5.0	6.40	7.00	10	9.2	43.5	800
SMAJ6.0A	SMAJ6.0CA	6.0	6.67	7.37	10	10.3	38.8	800
SMAJ6.5A	SMAJ6.5CA	6.5	7.22	7.98	10	11.2	35.7	500
SMAJ7.0A	SMAJ7.0CA	7.0	7.78	8.60	10	12.0	33.3	200
SMAJ7.5A	SMAJ7.5CA	7.5	8.33	9.21	1	12.9	31.0	100
SMAJ8.0A	SMAJ8.0CA	8.0	8.89	9.83	1	13.6	29.4	50
SMAJ8.5A	SMAJ8.5CA	8.5	9.44	10.40	1	14.4	27.8	20
SMAJ9.0A	SMAJ9.0CA	9.0	10.00	11.10	1	15.4	26.0	10
SMAJ10A	SMAJ10CA	10.0	11.10	12.30	1	17.0	23.5	5
SMAJ11A	SMAJ11CA	11.0	12.20	13.50	1	18.2	22.0	1
SMAJ12A	SMAJ12CA	12.0	13.30	14.70	1	19.9	20.1	1
SMAJ13A	SMAJ13CA	13.0	14.40	15.90	1	21.5	18.6	1
SMAJ14A	SMAJ14CA	14.0	15.60	17.20	1	23.2	17.2	1
SMAJ15A	SMAJ15CA	15.0	16.70	18.50	1	24.4	16.4	1
SMAJ16A	SMAJ16CA	16.0	17.80	19.70	1	26.0	15.4	1
SMAJ17A	SMAJ17CA	17.0	18.90	20.90	1	27.6	14.5	1
SMAJ18A	SMAJ18CA	18.0	20.00	22.10	1	29.2	13.7	1
SMAJ20A	SMAJ20CA	20.0	22.20	24.50	1	32.4	12.3	1
SMAJ22A	SMAJ22CA	22.0	24.40	26.90	1	35.5	11.3	1
SMAJ24A	SMAJ24CA	24.0	26.70	29.50	1	38.9	10.3	1
SMAJ26A	SMAJ26CA	26.0	28.90	31.90	1	42.1	9.5	1
SMAJ28A	SMAJ28CA	28.0	31.10	34.40	1	45.4	8.8	1
SMAJ30A	SMAJ30CA	30.0	33.30	36.80	1	48.4	8.3	1
SMAJ33A	SMAJ33CA	33.0	36.70	40.60	1	53.3	7.5	1
SMAJ36A	SMAJ36CA	36.0	40.00	44.20	1	48.1	6.9	1
SMAJ40A	SMAJ40CA	40.0	44.40	49.10	1	64.5	6.2	1
SMAJ43A	SMAJ43CA	43.0	47.80	52.80	1	69.40	5.8	1
SMAJ45A	SMAJ45CA	45.0	50.00	55.30	1	72.7	5.5	1

Part Number (Uni)	Part Number (Bi)	Reverse Stand off Voltage $V_R$ (V)	Breakdown Voltage $V_{BR}@ I_T$ (V)		Test Current $I_T$ (mA)	Maximum Clamping Voltage $V_C @ I_{PP}$	Maximum Peak Pulse Current $I_{PP}$	Maximum Reverse Leakage $I_R @ V_R$ ( $\mu A$ )
			MIN	MAX				
SMAJ48A	SMAJ48CA	48.0	53.30	58.90	1	77.4	5.2	1
SMAJ51A	SMAJ51CA	51.0	56.70	62.70	1	82.4	4.9	1
SMAJ54A	SMAJ54CA	54.0	60.00	66.30	1	87.1	4.6	1
SMAJ58A	SMAJ58CA	58.0	64.40	71.20	1	93.6	4.3	1
SMAJ60A	SMAJ60CA	60.0	66.70	73.70	1	96.8	4.1	1
SMAJ64A	SMAJ64CA	64.0	71.10	78.60	1	103.0	3.9	1
SMAJ70A	SMAJ70CA	70.0	77.80	86.00	1	113.0	3.5	1
SMAJ75A	SMAJ75CA	75.0	83.30	92.10	1	121.0	3.3	1
SMAJ78A	SMAJ78CA	78.0	86.70	95.80	1	126.0	3.2	1
SMAJ85A	SMAJ85CA	85.0	94.40	104.00	1	137.0	2.9	1
SMAJ90A	SMAJ90CA	90.0	100.00	111.00	1	146.0	2.7	1
SMAJ100A	SMAJ100CA	100.0	111.00	123.00	1	162.0	2.5	1
SMAJ110A	SMAJ110CA	110.0	122.00	135.00	1	177.0	2.3	1
SMAJ120A	SMAJ120CA	120.0	133.00	147.00	1	193.0	2.1	1
SMAJ130A	SMAJ130CA	130.0	144.00	159.00	1	209.0	1.9	1
SMAJ150A	SMAJ150CA	150.0	167.00	185.00	1	243.0	1.6	1
SMAJ160A	SMAJ160CA	160.0	178.00	197.00	1	259.0	1.5	1
SMAJ170A	SMAJ170CA	170.0	189.00	209.00	1	275.0	1.5	1
SMAJ180A	SMAJ180CA	180.0	201.00	222.00	1	292.0	1.4	1
SMAJ200A	SMAJ200CA	200.0	224.00	247.00	1	324.0	1.2	1
SMAJ220A	SMAJ220A	220.0	246.00	272.00	1	356.0	1.1	1
SMAJ250A	SMAJ250CA	250.0	279.00	309.00	1	405.0	1.0	1
SMAJ300A	SMAJ300CA	300.0	335.00	371.00	1	486.0	0.8	1
SMAJ350A	SMAJ350CA	350.0	391.00	432.00	1	567.0	0.7	1
SMAJ400A	SMAJ400CA	400.0	447.00	494.00	1	648.0	0.6	1
SMAJ440A	SMAJ440CA	440.0	492.00	543.00	1	713.0	0.6	1

For bidirectional type having  $V_{RWM}$  of 10 volts and less, the  $I_R$  limit is double.

For parts without A ( $V_{BR}$  is  $\pm 10\%$  and  $V_C$  is 5% higher than with A parts)

**I-V Curve Characteristics**


**$P_{PP}$  Peak Pulse Power** -- Max power dissipation

**$V_R$  Stand-off Voltage** -- Maximum voltage that can be applied to the TVS without operation

**$V_{BR}$  Breakdown Voltage** -- Maximum current that flows through the TVS at a specified test current ( $I_T$ )

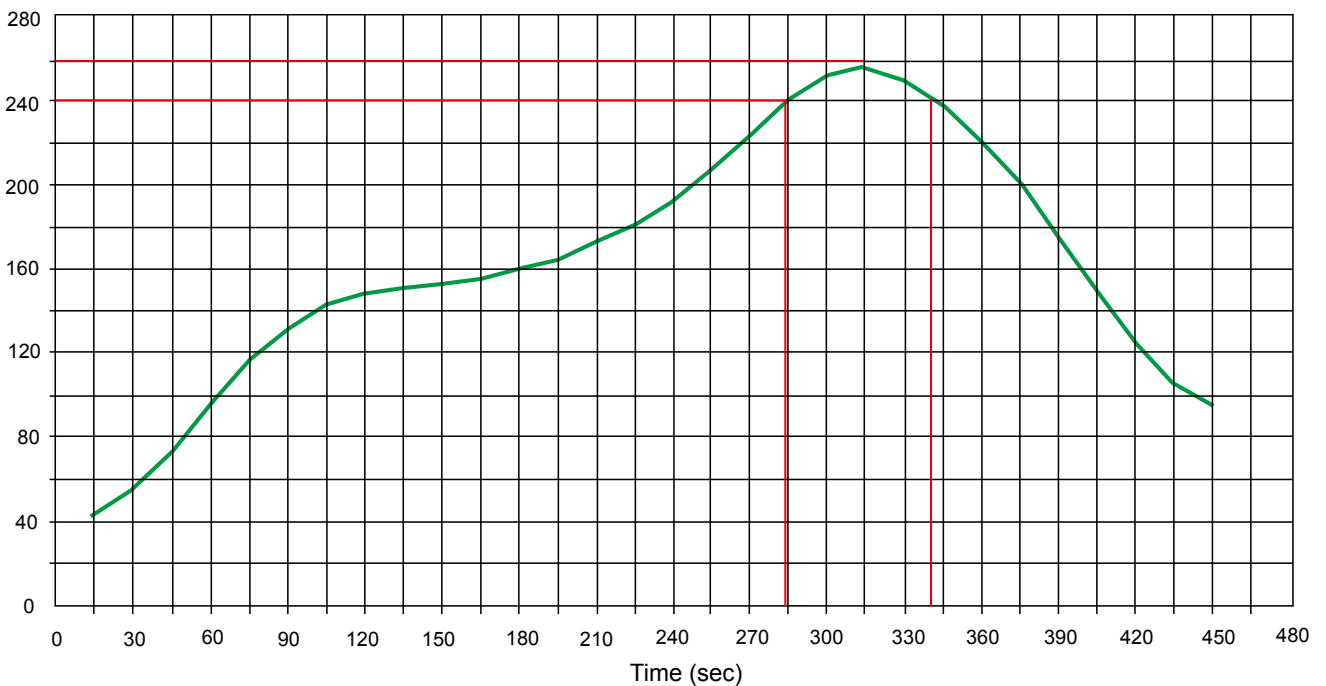
**$V_C$  Clamping Voltage** -- Peak voltage measured across the suppressor at a specified  $I_{ppm}$  (peak impulse current)

**$I_R$  Reverse Leakage Current** -- Current measured at  $V_R$

**$V_F$  Forward Voltage Drop for Uni-directional**

**Solder Reflow Recommendation**

Peak Temp=257°C, Ramp Rate=0.802deg. °C/sec



**Ratings and Characteristic Curves  $T_A=25^\circ\text{C}$  unless otherwise noted**

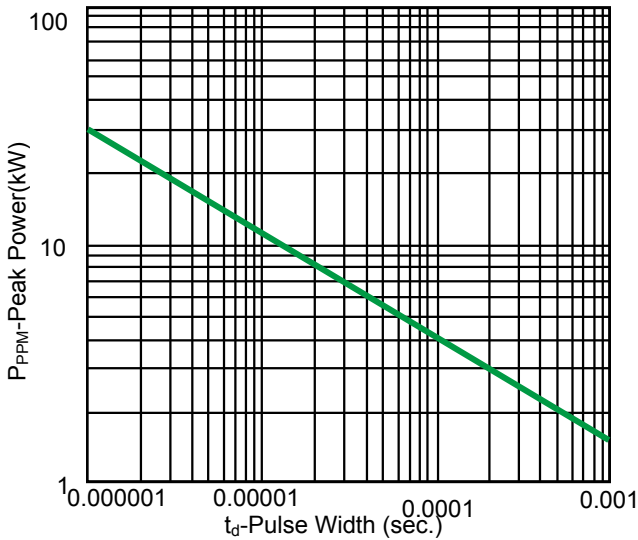


Figure 1-Peak Pulse Power Rating

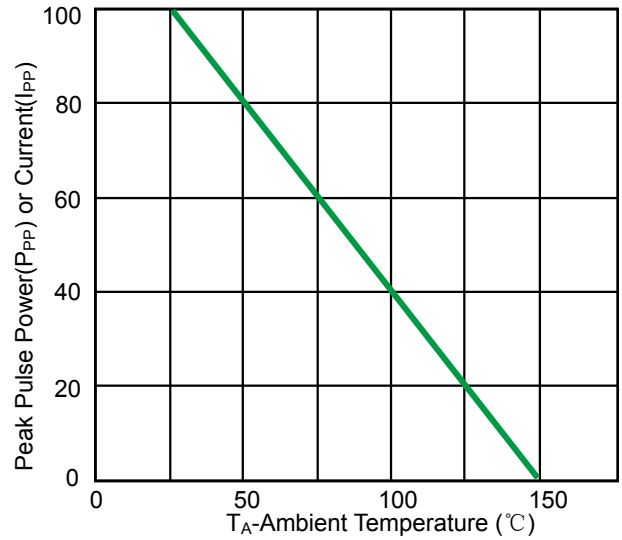


Figure 2-Pulse Derating Curve

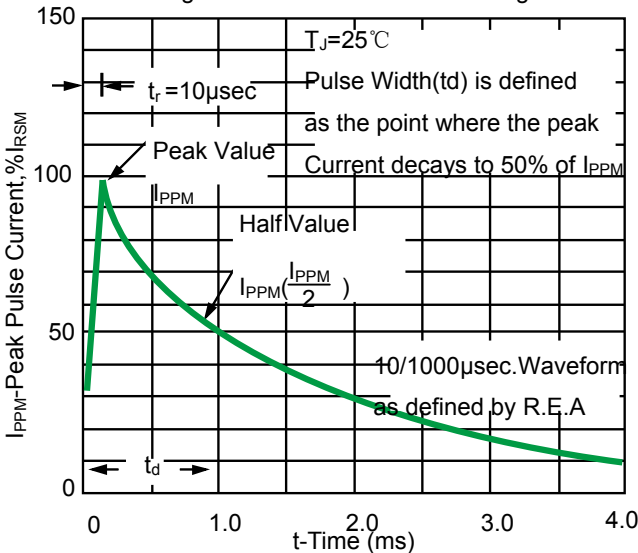


Figure 3-Pulse Waveform

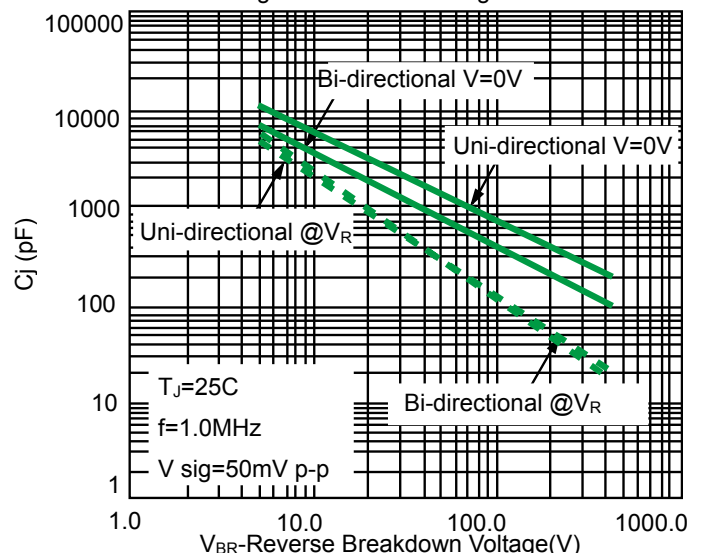


Figure 4-Typical Junction Capacitance

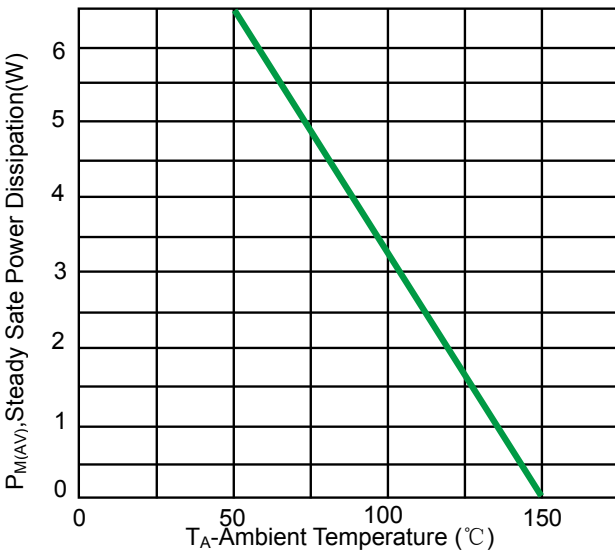


Figure 5-Steady State Power Dissipation Derating Curve

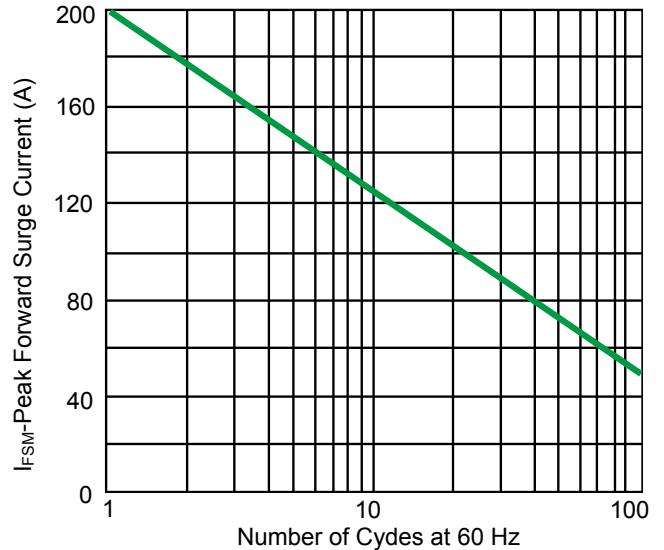
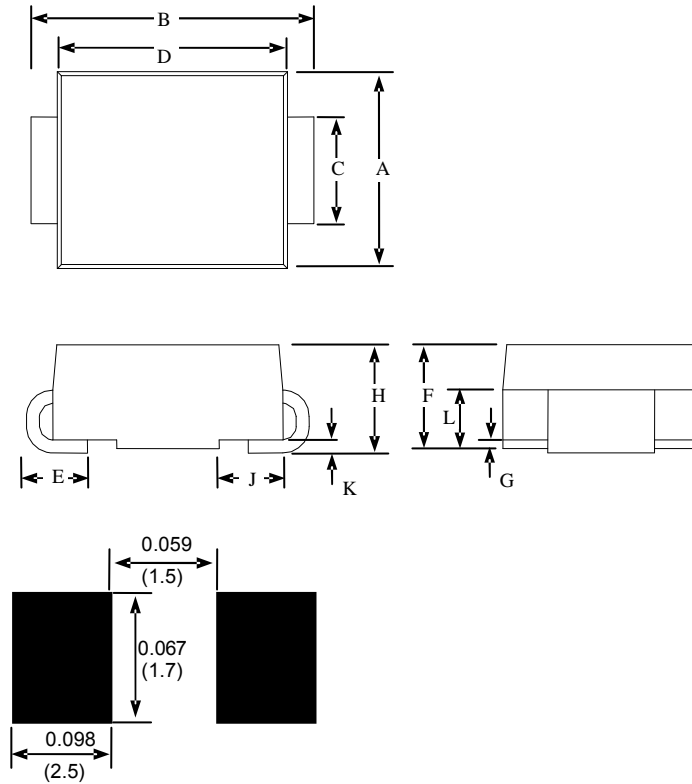


Figure 6-Maximum Non-Repetitive Peak Forward Surge Current Uni-Directional Only

**Product dimension(SMA)**



DIMENSIONS ARE :  $\frac{\text{INCHES}}{\text{(Millimeters)}}$

Dimension	Inches		Millimeters	
	MIN	MAX	MIN	MAX
A	0.08	0.11	2.1	2.7
B	0.18	0.20	4.7	5.3
C	0.05	0.06	1.2	1.7
D	0.16	0.18	4.0	4.5
E	0.03	0.05	0.9	1.4
F	0.06	0.08	1.7	2.2
G	0.00	0.00	0.0	0.2
H	0.06	0.09	1.7	2.3
J	0.03	0.05	0.8	1.3
K	0.00	0.01	0.2	0.3
L	0.03	0.04	0.9	1.2

**Ordering information**

Device	Package	Shipping
SMAJ Series	SMA (Pb-Free)	2000 / Tape & Reel


**IMPORTANT NOTICE**

 and **Prisemi**<sup>®</sup> are registered trademarks of **Prisemi Electronics Co., Ltd** (Prisemi). Prisemi reserves the right to make changes without further notice to any products herein. Prisemi makes no warranty, representation or guarantee regarding the suitability of its products for any particular purpose, nor does Prisemi assume any liability arising out of the application or use of any product or circuit, and specifically disclaims any and all liability, including without limitation special, consequential or incidental damages. “Typical” parameters which may be provided in Prisemi data sheets and/or specifications can and do vary in different applications and actual performance may vary over time. All operating parameters, including “Typicals” must be validated for each customer application by customer’s technical experts. Prisemi does not convey any license under its patent rights nor the rights of others. The products listed in this document are designed to be used with ordinary electronic equipment or devices, Should you intend to use these products with equipment or devices which require an extremely high level of reliability and the malfunction of with would directly endanger human life (such as medical instruments, aerospace machinery, nuclear-reactor controllers, fuel controllers and other safety devices), please be sure to consult with our sales representative in advance.

Website: <http://www.prisemi.com>

For additional information, please contact your local Sales Representative.

©Copyright 2009, Prisemi Electronics

 **Prisemi**<sup>®</sup> is a registered trademark of Prisemi Electronics

All rights are reserved.

## X-ON Electronics

Largest Supplier of Electrical and Electronic Components

*Click to view similar products for [ESD Suppressors / TVS Diodes](#) category:*

*Click to view products by [Prisemi](#) manufacturer:*

Other Similar products are found below :

[60KS200C](#) [D18V0L1B2LP-7B](#) [D5V0F4U5P5-7](#) [DESD5V0U1BB-7](#) [NTE4902](#) [P4KE27CA](#) [P6KE11CA](#) [P6KE39CA-TP](#) [P6KE8.2A](#)  
[SA110CA](#) [SA60CA](#) [SA64CA](#) [SMBJ12CATR](#) [SMBJ33CATR](#) [SMBJ8.0A](#) [ESD101-B1-02ELS E6327](#) [ESD105-B1-02EL E6327](#) [ESD112-B1-02EL E6327](#) [ESD119B1W01005E6327XTSA1](#) [ESD5V0L1B02VH6327XTSA1](#) [ESD7451N2T5G](#) [19180-510](#) [CPDT-5V0USP-HF](#)  
[3.0SMCJ33CA-F](#) [3.0SMCJ36A-F](#) [HSPC16701B02TP](#) [D3V3Q1B2DLP3-7](#) [D55V0M1B2WS-7](#) [DESD5V0U1BL-7B](#) [DRTR5V0U4SL-7](#)  
[SCM1293A-04SO](#) [ESD200-B1-CSP0201 E6327](#) [SM12-7](#) [SMF8.0A-TP](#) [SMLJ45CA-TP](#) [CEN955 W/DATA](#) [82350120560](#) [VESD12A1A-](#)  
[HD1-GS08](#) [CPDUR5V0R-HF](#) [CPDQC5V0U-HF](#) [CPDQC5V0USP-HF](#) [CPDQC5V0-HF](#) [D1213A-01LP4-7B](#) [D1213A-02WL-7](#)  
[MMAD1108/TR13](#) [5KP100A](#) [5KP15A](#) [5KP18A](#) [5KP48A](#) [5KP90A](#)