

產品編碼 P/N	PDEEAT12-series	測試設備 TEST INSTRUMENT	Chroma: 3302 16502
產品系列 Series	EE濾波器	測試頻率 TEST FREQUENCY	1KHZ / 0.3V

客戶名稱 :  
 Customer :  
 客戶編碼 :  
 Customer P/N :  
 產品系列 : EE濾波器  
 Series : EE Filter  
 產品編碼 : PDEEAT12-series  
 Supply P/N :  
 發版號 : A2.0  
 Version :  
 承認日期 : 2022-8-31  
 Endorsement Date :  
 備註 :  
 Note :

譜羅德電子科技（深圳）有限公司 PROD Electronic Technology (Shenzhen) Co. LTD	
製作 APPROVED	Ben
審查 CHECKED	Yuki
確認 PREPARED	Peter

客戶承認 Customer Approval

客戶簽章



A2.0

修訂記錄  
REVISION RECORD



產品編碼 P/N	PDEEAT12-series	測試設備 TEST INSTRUMENT	Chroma: 3302 16502
產品系列 Series	EE濾波器	測試頻率 TEST FREQUENCY	1KHZ / 0.3V

Version	REVISION ITEM	BEFORE REVISION	AFTER REVISION	DATE
A2.0	First Version			2022-8-31



谱罗德電子科技（深圳）有限公司  
 PuLuoDe Electronic Technology (Shenzhen) Co., LTD  
 深圳市寶安區石岩三聯工業區B棟311

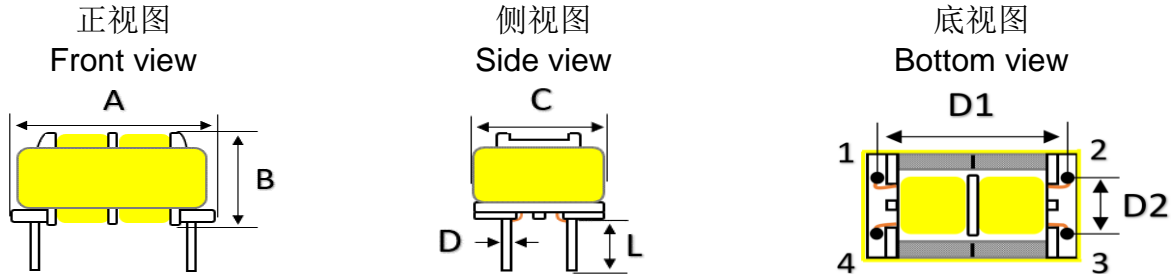
更多规格请访问谱罗德官方网站  
 下载或者扫描二维码通过微信小程序  
 获取  
<https://www.prodtech.cn/>



產品編碼 P/N	PDEEAT12-series	測試設備 TEST INSTRUMENT	Chroma: 3302 16502
產品系列 Series	EE濾波器	測試頻率 TEST FREQUENCY	1KHZ / 0.3V

### 封裝尺寸 (mm)

Dimension



系列	封裝尺寸 Dimension							MPQ
Series	A	B	C	D	D1	D2	L	pcs/盤
EE12	15.5 Max	10.0 Max	13.5 Max	0.6±0.1	12.0±0.5	6.0±0.5	2.5 Min	200

### 編碼解釋

Code interpretation

<b>PDEEAT</b>	<b>12</b>	<b>103</b>	<b>M</b>	<b>W</b>	<b>Y</b>
<u>類別碼</u>	<u>尺寸系列</u>	<u>感值</u>	<u>精度</u>	<u>卧式</u>	<u>包黄色胶帶</u>
Category code	Dimension	Inductance	Tolerance	Horizontal type	Yellow tape

### 電氣參數

Electrical Characteristics

產品編碼 P/N	@ 25 °C Ambient Temperature					
	感值 Inductance	精度 Tolerance	DCR	額定電流 rated current	絕緣電阻 IR	耐壓 HI-POT
	N1/N2	N1/N2	Ω		MΩ	
	mH	Min(mH)	Max	mA	Min	AC 600V
PDEEAT12-502MWY	5	4.5	0.28	1300	100	AC/60Hz 1mA 3Sec
PDEEAT12-103MWY	10	9	0.45	1000	100	
PDEEAT12-203MWY	20	18	0.95	700	100	
PDEEAT12-303MWY	30	27	1.3	600	100	

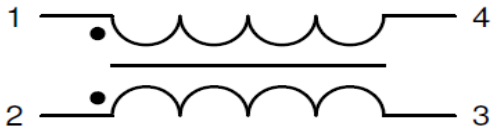
- ◎ 規格參數基於環境溫度25°C取得  
All test Data is referenced to 25°C ambient
- ◎ 電感工作環境溫度：-25°C ~ 105°C  
Operating temperature range -25 °C to +105 °C
- ◎ 加載額定電流會使電感溫度上升大約 40°C (電感初始溫度+上升溫度=電感最終溫度)  
Typical Heat Rating DC Current would cause an approximately ΔT of 40°C
- ◎ 務必考慮最終的產品設計，元器件佈局，線路板走線，以及使用環境過程中，電感最終溫度不得超過105°C  
The operating temperature of inductance do not exceed 105°C
- ◎ 使用電感時，請查閱第6頁注意事項  
The announcements is on page 7



產品編碼 P/N	PDEEAT12-series	測試設備 TEST INSTRUMENT	Chroma: 3302 16502
產品系列 Series	EE濾波器	測試頻率 TEST FREQUENCY	1KHZ / 0.3V

### 電感結構

#### Inductor Structure



- ◎ 电感内置两组线圈  
Inductor Contents Two (2) Set(s) of Coil

- ◎ 线径信息请联系谱罗德索取  
Please contact PROD for copper wire diameter information

### 材料清單

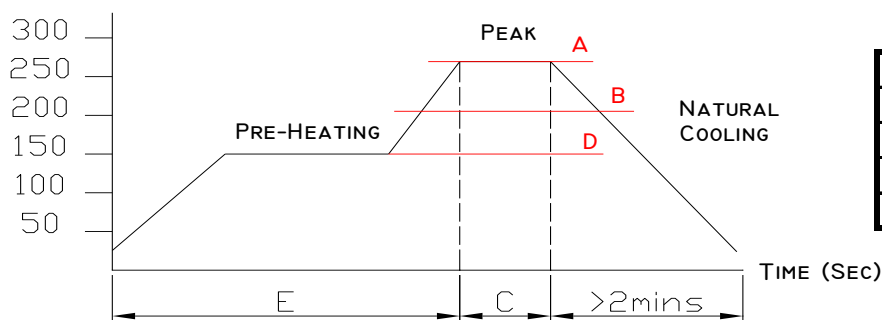
#### Material List

NO.	材料 ITEM	材質規格 Material
1	磁芯/Core	EE12铁氧体磁芯/EE12 Ferrite
2	骨架/Bobbin	EE12电木骨架/EE12 Bobbin
3	漆包線/Wire	2UEW+F 155℃
4	凡立水/Varnish	C-2020 T-30
5	绝缘胶带/Insulating tape	黄色/Yellow

### 焊接溫度（推荐）

#### Recommended Soldering Temperature Graph

TEMPERATURE (°C)



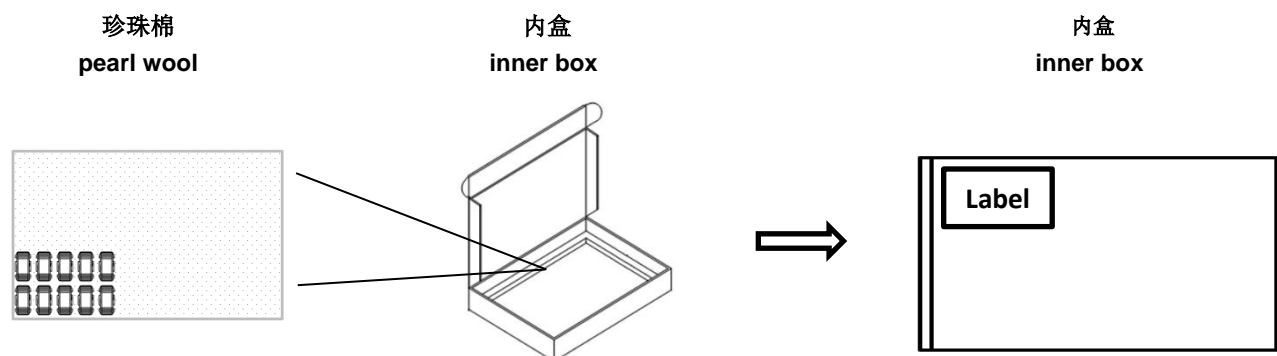
A	260°C
B	230°C
C	10 Sec
D	150°C
E	60~240 Sec



產品編碼 P/N	PDMCAT18107-102MLB	測試設備 TEST INSTRUMENT	Chroma: 3302 16502
產品系列 Series	共模电感	測試頻率 TEST FREQUENCY	1KHZ / 0.3V

### 内盒包装

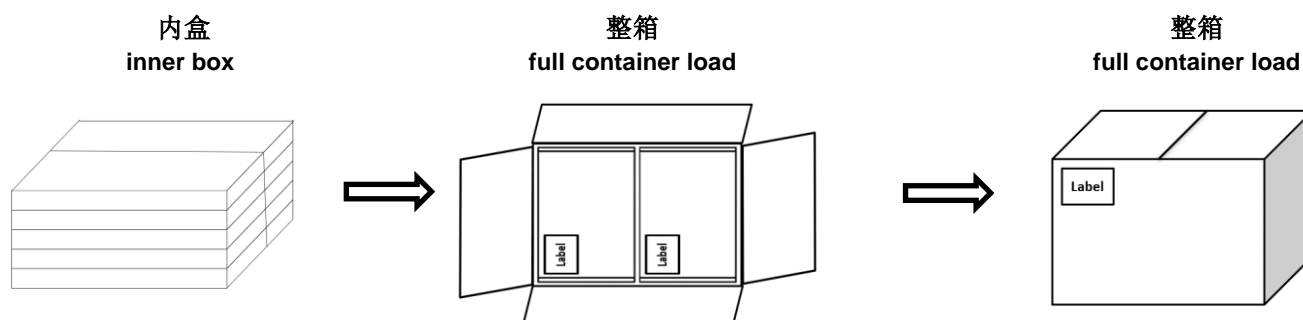
#### MPQ packaging



电感插针棉面上，一整盒装105pcs  
The inductor is inserted above the pearl wool 105pcs/Inner box

### 外箱

#### full container load



每箱内装10小盒，每箱数量1050pcs  
10 inner boxes fill a whole case, 1050pcs/full container load

### 尺寸与重量

#### Size and Weight

	单颗产品 single	内盒 inner box	整箱 full container load
尺寸 Size	N.A	27x20x4 cm	40x28x20 cm
净重 net weight	产品重量信息请联系谱罗德索取单颗规格书/For product weight information, please contact PROD for a single datasheet		
毛重 gross weight			



## 注意事項

使用本產品時，請注意以下事項

- ◎ 產品保存期限為12個月，保存條件：溫度5~40℃，濕度10~75%RH以內，超過保存期限可能會使產品端子電極發生氧化。
- ◎ 請勿在極端環境下使用和保存（高鹽，強酸，強鹼，強輻射等）。
- ◎ 產品焊接前，請進行預熱；預熱溫度與焊接溫度之間溫差建議控制在150℃以內。
- ◎ 產品焊接後需重新拆卸焊接修正時，請遵循規格書規定的條件範圍；過高的加熱溫度以及反復的拆卸可能會導致產品失效。
- ◎ 產品請勿接觸清洗劑，酒精等液體，這會侵蝕產品本體，從而導致產品失效。
- ◎ 產品焊接到線路板後，請注意不可因線路板整體變形或局部變形而施加給電感剩餘應力，這可能會導致電感發生破裂，脫落，以致失效。
- ◎ 產品通電後溫度會隨電流的增大而上升，設計時請務必考慮留有餘量。
- ◎ 過高的靜電會對產品產生永久性損害，請注意靜電防護。
- ◎ 產品通電過程請勿觸摸產品任何部位，防止觸電。
- ◎ 本產品作為磁性產品，設計時請務必考慮周邊元器件與本產品可能產生的相互影響。
- ◎ 本產品適用於一般電子設備，如：AV設備，通信設備，家電產品，娛樂設備，電腦設備，個人設備，辦公設備，計測設備，工業機器人等。且該一般電子設備需在常規的操作和使用方法環境下使用。對於需要高度安全性和可靠性的，或者因本產品失效造成設備故障，誤操作，運轉不良等危及到人的生命身體及財產安全，以及對社會產生較大不良影響的特殊用途，設計使用前務必同本公司溝通，設計使用者如未取得我司書面同意狀況下使用造成任何後果，我司不予承擔。特殊用途包含但不限定如下清單：
  - 1 軍用設備
  - 2 運輸設備（汽車，軌道交通產品，船舶等）
  - 3 航空，航太設備
  - 4 發電控制設備
  - 5 核動力相關設備
  - 6 爆炸引燃控制設備
  - 7 交通控制設備
  - 8 關係到國防安全的設備
  - 9 其他被認定為特殊用途的設備





## ANNOUNCEMENTS

Please read this before using the product.

- © The product storage life is 12 months, Storage Temperature: TEMP.5~40°C; RH10%~75%. Please use the product within the warranty period
- © Do not use or store in locations where there are conditions such as gas corrosion (salt, acid, alkali, radiation etc.) .
- © Before soldering, be sure to preheat components:The preheating temperature should be set so that The temperature difference between the solder temperature and chip temperature does not exceed 150° C.
- © Soldering corrections after mounting should be within the range of the conditions determined in the specifications. If overheated, a short circuit, performance deterioration, or lifespan shortening may occur. Repeated disassembly may invalidate the inductance
- © The cleaning agent can not be used for these products. This may corrode the inductor
- © When embedding a printed circuit board where a chip is mounted to a set, be sure that residual stress is not given to the chip due to the overall distortion of the printed circuit board and partial distortion such as at screw tightening portions.
- © Self heating (Rated Current or Irms) occurs when the power is turned ON, so the tolerance should be sufficient for the set thermal design.
- © Too high static electricity will cause permanent damage to the product, please pay attention to electrostatic protection.
- © As a magnetic product, the design must consider the possible interaction between peripheral components and the product.

- © The products listed on this catalog are intended for use in general electronic equipment (AV equipment, telecommunications equipment, home appliances, amusement equipment, computer equipment, personal equipment, office equipment, measurement equipment, industrial robots) under a normal operation and use condition.

The products are not designed or warranted to meet the requirements of the applications listed below, whose performance and/or quality require a more stringent level of safety or reliability, or whose failure, malfunction or trouble could cause serious damage to society, person or property.

If you intend to use the products in the applications listed below or if you have special requirements exceeding the range or conditions set forth in the each catalog, please contact us. Otherwise, our

- |  |   |
|--|---|
| 1 Military equipment                                   | 8 Medical equipment   |
| 2 Transportation equipment (cars, trains, ships, etc.) | 9 Other applications that are not considered general-purpose applications |
| 3 Aerospace/aviation equipment                         |   |
| 4 Power-generation control equipment                   |   |
| 5 Atomic energy-related equipment                      |   |
| 6 Explosive ignition control equipment                 |   |
| 7 Transportation control equipment                     |   |



## X-ON Electronics

Largest Supplier of Electrical and Electronic Components

*Click to view similar products for [Common Mode Chokes / Filters](#) category:*

*Click to view products by [PROD Technology](#) manufacturer:*

Other Similar products are found below :

[PE-64683](#) [RD5122-6-9M6](#) [RD6137-6-7M5](#) [RD8147-16-3M0](#) [ST6118T-R](#) [FE3X025-10-7NL](#) [RD7147-25-0M7](#) [TCM0806G-350-2P-T](#)  
[TCM0806G-650-2P-T](#) [IND-0110](#) [UAL21VR0802000](#) [UALSC023000000](#) [UALSC1020JH000](#) [UALSU10VD20010](#) [UALSU9VD070100](#) [36-00037](#) [UALW21HS072450](#) [UALSU9H0208000](#) [UAL24VK06450CH](#) [PLT10HH501100PNB](#) [PLT10HH401100PNB](#) [PLT10HH1026R0PNB](#)  
[36-00029-01](#) [PE-67531](#) [TLH10UB](#) [113 0R5](#) [2752045447](#) [7351V](#) [CMF16-153131](#) [RD7147-6-6M0](#) [T8116NLT](#) [FE2X10-4-2NL](#) [36-00029-07](#)  
[T8003NLT](#) [CTX01-13663](#) [CTX66-19521-R](#) [RC212-0.5-10M](#) [RC112-0.4-15M](#) [RC212-0.6-6M8](#) [RC212-0.4-15M](#) [RC112-0.3-30M](#)  
[WTCF2012Z0M751PB](#) [PH9408.814NLT](#) [PAC6006.364NLT](#) [PAC6006.444NLT](#) [PAC6006.204NLT](#) [PH9407.204NLT](#) [PAC6006.264NLT](#)  
[PH9408.105NLT](#) [PH9408.494NLT](#) [PAC6006.104NLT](#)