

# SPECIFICATION FOR APPROVAL



ITEM P/N	PSPMAA0402-1R0M-ANP	TEST INSTRUMENT	Zentech-3305 / Zentech502BC
PRODUCT	SMD Inductor	TEST FREQUENCY	100 kHz / 1.0V

**CUSTOMER :**

**CUSTOMER P/N :**

**DESCRIPTION :** SMD INDUCTOR

**P/N :** PSPMAA0402-1R0M-ANP

**REVISION NO. :** Version: 2.0

**DATE :** 2017-4-19

**NOTES :** STANDARD

<b>DOCUMENTED</b>	
<b>APPROVED</b>	<b>Kevin</b>
<b>CHECKED</b>	<b>Ben</b>
<b>PREPARED</b>	<b>Peter</b>

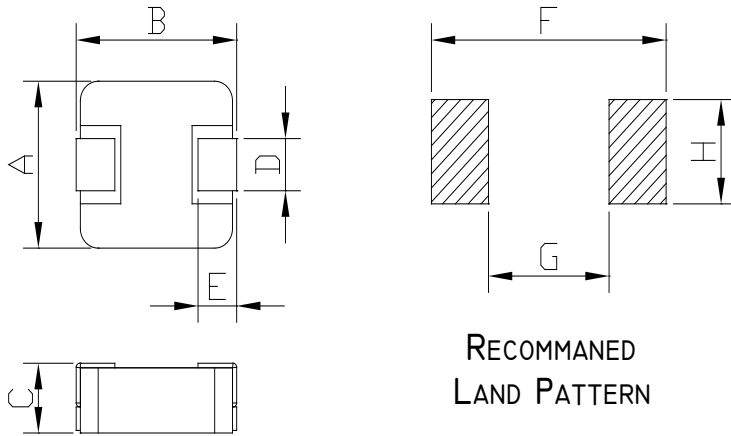
<b>CUSTOMER APPROVAL</b>

company seals





ITEM P/N	PSPMAA0402-1R0M-ANP	TEST INSTRUMENT	Zentech-3305 / Zentech502BC
PRODUCT	SMD Inductor	TEST FREQUENCY	100 kHz / 1.0V

**PACKING DIMENSIONS (mm)**

0402	Dimensions
A	4.05 ± 0.25
B	4.45 ± 0.25
C	2.0 MAX
D	1.5 ± 0.3
E	0.8 ± 0.3
F	4.95 Typ
G	2.15 Typ
H	2.3 Typ

**EXPLANATION OF PART NUMBERS**

<b>P S P M A A</b>	<b>0 4 0 2</b>	-	<b>1 R 0 M</b>	-	<b>A N P</b>
<u>Serial Codes</u>	<u>Size</u>		<u>Inductance</u>		<u>Descriptio</u>

**ELECTRICAL CHARACTERISTICS**

ITEM P/N	@ 26 °C Ambient Temperature				DCR mΩ @ 25°C Typical	DCR mΩ @ 25°C MAX
	INDUCTANCE		Typical Heat Rating DC Current (A) (I <sub>dc</sub> )	Typical Saturation DC Current (A) (I <sub>sat</sub> )		
	Lo (μH)	TOLERANCE				
PSPMAA0 402-1R0M- ANP	1.0	±20%	4.5	7	24	27

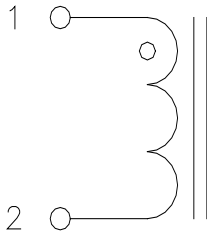
- ⊙ All test Data is referenced to 25°C ambient
- ⊙ Typical Heat Rating DC Current would cause an approximately ΔT of 40°C
- ⊙ Typical Saturation DC Current would cause Lo to drop approximately 30%
- ¥ Operation Temperature Range : -55°C ~ 125°C
- ⊙ The Part temperature (ambient + ΔT) should not exceed 125°C under worst case operating conditions.
- ⊙ Circuit design, component placement, PWB trace size and thickness, airflow and other cooling provisions all effect the part temperature. Part temperature should be verified in the end application.

# CHARACTERISTICS

**RoHS  
COMPLIANT**

ITEM P/N	PSPMAA0402-1R0M-ANP	TEST INSTRUMENT	Zentech-3305 / Zentech502BC
PRODUCT	SMD Inductor	TEST FREQUENCY	100 kHz / 1.0V

## CONNECTIONS

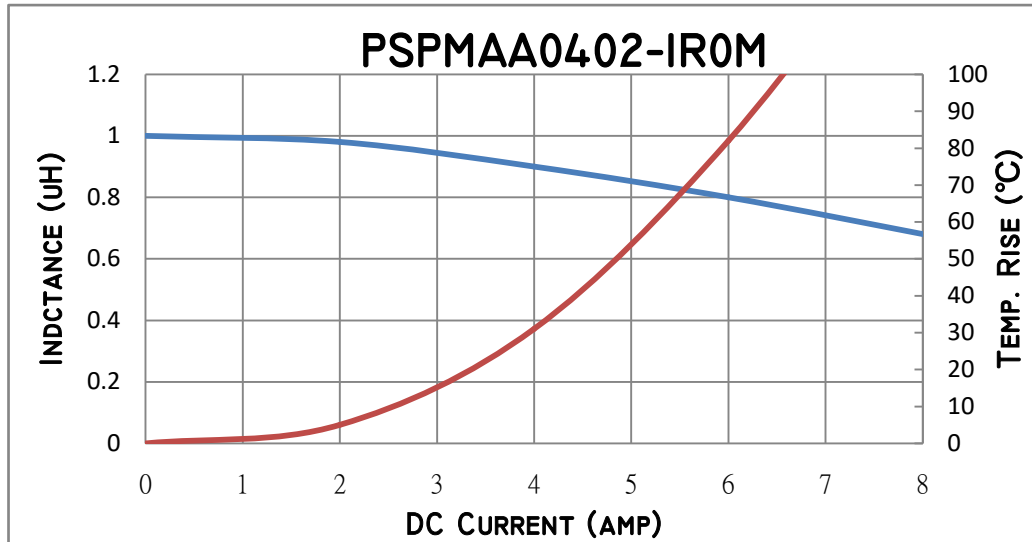


- ⊙ Inductor Contents ONE (1) Set(s) of Coil
- ⊙ DC/AC Current Shall Be Introduced By Any One of Two Pads

## MARKING

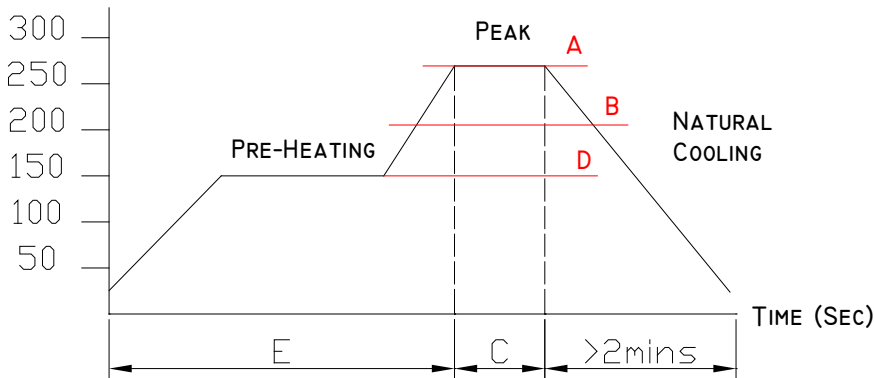


## PERFORMANCE CURVES



## RECOMMENDED SOLDERING TEMP. GRAPH

TEMPERATURE (°C)



A	260°C
B	230°C
C	10 Sec
D	150°C
E	60~240 Sec

ITEM P/N	PSPMAA0402-1R0M-ANP	TEST INSTRUMENT	Zentech-3305 / Zentech502BC
PRODUCT	SMD Inductor	TEST FREQUENCY	100 kHz / 1.0V

**MECHANICAL RELIABILITY**

TEST	Specification & Requirement	Method Used
Solderability	The surface of terminal/pin tested shall be covered with new solder by 95%	Solder heat proof: Preheating: 180 ±10°C 90 seconds Soldering: 255 ±5°C for 3 ±1 sec
Shock	Inductance change within ± 5% Without mechanical damage	Drop down with 981m/s2 (100G) shock Attitude upon a rubber block method shock testing machinem, 3 tests.
Vibration	Inductance change within ± 5% Without mechanical damage	Vibration frequency: 10Hz to 55Hz to 10Hz 60 seconds cycle Vibration time: 2 hours

**ENDURANCE RELIABILITY**

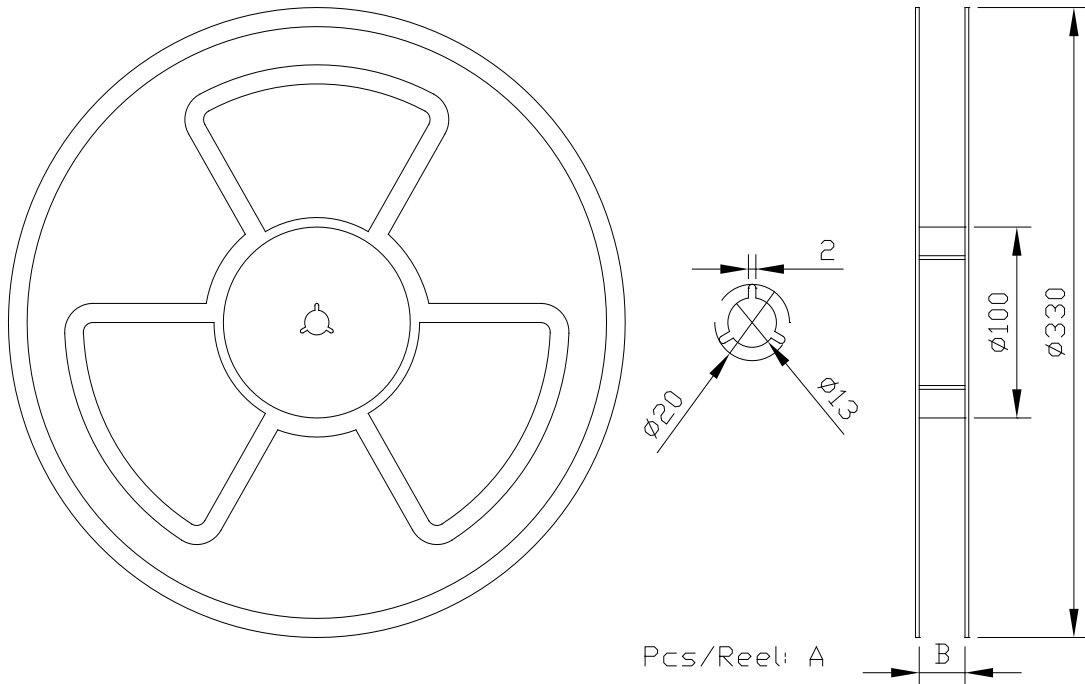
TEST	Specification & Requirement	Method Used
Thermal Shock	Inductance change within ± 5% Without mechanical damage	-25°C, (30 mins) -> room temp. (5 mins) -> 125°C, (30 mins) -> room temp. (5 mins) 100 cycles
Heat Resistance	Inductance change within ± 5% Without mechanical damage	Apply IDC current @ 85°C ambient Duration: 1000 hrs
Humidity Resistance	Inductance change within ± 5% Without mechanical damage	Apply IDC current @ 60°C ambient Humidity: 90~95% Duration: 1000 hrs
Low Temp. Storing	Inductance change within ± 5% Without mechanical damage	Storing Temp. -25 ±2 °C for total 1,000 +4/-0 hours
High Temp. Storing	Inductance change within ± 5% Without mechanical damage	Storing Temp. 125 ±2 °C for total 1,000 +4/-0 hours

# PACKING FOR SMD

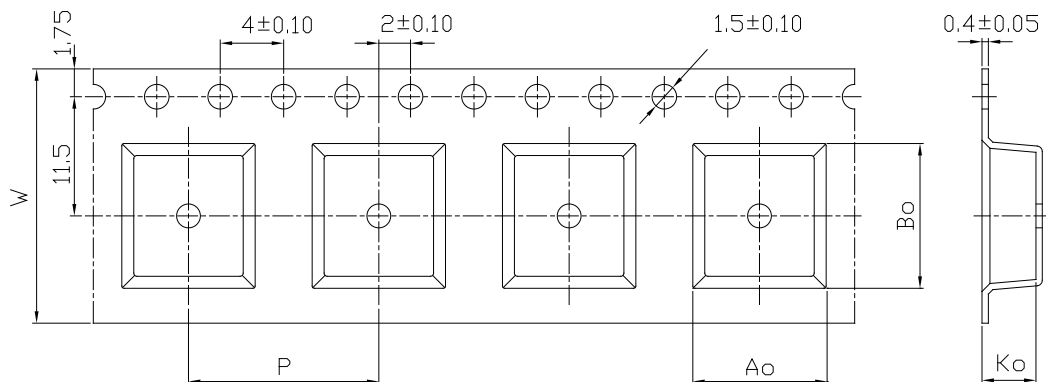
**RoHS  
COMPLIANT**

ITEM P/N	PSPMAA0402-1R0M-ANP	TEST INSTRUMENT	Zentech-3305 / Zentech502BC
PRODUCT	SMD Inductor	TEST FREQUENCY	100 kHz / 1.0V

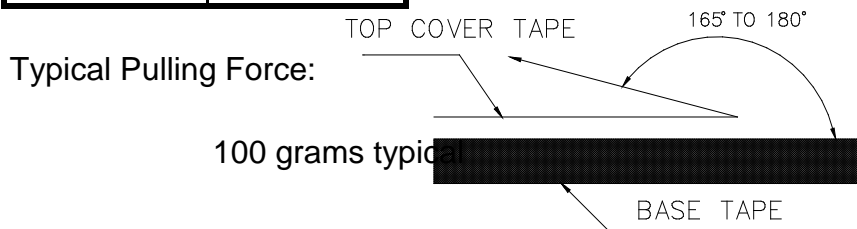
**CARRIERTAPEING REEL & CARRIER MATERIALS (PAPER PLASTICS) UNIT : (mm)**



A	B	Ao	Bo	Ko
3000	12	$4.6 \pm 0.2$	$4.75 \pm 0.2$	$2.15 \pm 0.2$



W	P
12	8



ITEM P/N	PSPMAA0402-1R0M-ANP	TEST INSTRUMENT	Zentech-3305 / Zentech502BC
PRODUCT	SMD Inductor	TEST FREQUENCY	100 kHz / 1.0V

**TEST DATA**

SPEC No.	A (mm)	B (mm)	C (mm)	D (mm)	E (mm)			DCR	INDUCTANCE	
	4.05 ± 0.25	4.45 ± 0.25	2.0 MAX	1.5 ± 0.3	0.8 ± 0.3			Max( mΩ )	L(0) ± 20%	7 A
								<b>27</b>	<b>1.00</b>	≈70% L(0)
1	4.06	4.60	1.83	1.52	0.82			25.4	0.94	PASS
2	4.05	4.62	1.82	1.55	0.83			25.1	1.02	PASS
3	4.04	4.64	1.88	1.54	0.81			25.3	0.98	PASS
4	4.04	4.68	1.85	1.52	0.86			25.0	0.96	PASS
5	4.03	4.63	1.82	1.54	0.85			25.2	1.03	PASS
6	4.04	4.68	1.86	1.51	0.84			24.9	1.06	PASS
7	4.03	4.62	1.85	1.52	0.82			25.1	0.94	PASS
8	4.05	4.67	1.87	1.50	0.86			24.8	0.96	PASS
9	4.06	4.63	1.81	1.56	0.83			24.7	0.94	PASS
10	4.04	4.64	1.90	1.53	0.82			25.1	0.99	PASS
$\bar{X}$	4.04	4.64	1.85	1.53	0.83			25.06	0.98	
R	0.03	0.08	0.09	0.06	0.05	0.00		0.70	0.12	

© All test Data is referenced to 25°C ambient

## 产品注意事项

使用本产品时，请注意以下事项

- ◎ 产品保存期限为12个月，保存条件：温度5~40℃，湿度10~80%RH以内，超过保存期限可能会使产品端子电极发生氧化。
- ◎ 请勿在极端环境下使用和保存（高盐，强酸，强碱，强辐射等）。
- ◎ 产品焊接前，请进行预热；预热温度与焊接温度之间温差建议控制在150℃以内。
- ◎ 产品焊接后需重新拆卸焊接修正时，请遵循规格书规定的条件范围；过高的加热温度以及反复的拆卸可能会导致产品失效。
- ◎ 产品焊接到线路板后，请注意不可因线路板整体变形或局部变形而施加给电感剩余应力，这可能会导致电感发生破裂，脱落，以致失效。
- ◎ 产品请勿接触清洗剂，酒精等液体，这会侵蚀产品本体，从而导致产品失效。
- ◎ 产品通电后温度会随电流的增大而上升，设计时请务必考虑留有余量。
- ◎ 过高的静电会对产品产生永久性损害，请注意静电防护。
- ◎ 产品通电过程请勿触摸产品任何部位，防止触电。
- ◎ 本产品作为磁性产品，设计时请务必考虑周边元器件与本产品可能产生的相互影响。
- ◎ 本产品适用于一般电子设备，如：AV设备，通信设备，家电产品，娱乐设备，计算机设备，个人设备，办公设备，计测设备，工业机器人等。且该一般电子设备需在常规的操作和使用方法环境下使用。对于需要高度安全性和可靠性的，或者因本产品失效造成设备故障，误操作，运转不良等危及到人的生命身体及财产安全，以及对社会产生较大不良影响的特殊用途，设计使用前务必同本公司沟通，设计使用者如在未取得我司书面同意状况下使用造成任何后果，我司不予承担。特殊用途包含但不限于如下清单：

- |                       |                  |
|-----------------------|------------------|
| 1 军用设备                | 8 关系到国防安全的设备     |
| 2 运输设备（汽车，轨道交通产品，船舶等） | 9 防灾赈灾设备         |
| 3 航空，航天设备             | 10 各种安规设备        |
| 4 发电控制设备              | 11 紧急救护设备        |
| 5 核动力相关设备             | 12 其他被认定为特殊用途的设备 |
| 6 爆炸引燃控制设备            |                  |
| 7 交通控制设备              |                  |



## X-ON Electronics

Largest Supplier of Electrical and Electronic Components

*Click to view similar products for [Fixed Inductors](#) category:*

*Click to view products by [PROD Technology](#) manufacturer:*

Other Similar products are found below :

[CR43NP-680KC](#) [CR54NP-470LC](#) [CR54NP-820KC](#) [CR54NP-8R5MC](#) [70F224AI](#) [MGDQ4-00004-P](#) [MHL1ECTTP18NJ](#) [MHQ1005P10NJ](#)  
[MHQ1005P1N0S](#) [MHQ1005P2N4S](#) [MHQ1005P3N6S](#) [MHQ1005P5N1S](#) [MHQ1005P8N2J](#) [PE-51506NL](#) [PE-53601NL](#) [PE-53602NL](#) [PE-](#)  
[53630NL](#) [PE-53824SNLT](#) [PE-92100NL](#) [PG0434.801NLT](#) [PG0936.113NLT](#) [9220-20](#) [9310-16](#) [PM06-2N7](#) [PM06-39NJ](#) [A01TK](#) [1206CS-](#)  
[471XJ](#) [HC2LP-R47-R](#) [HC2-R47-R](#) [HC3-2R2-R](#) [HC3-R50-R](#) [HC8-1R2-R](#) [HCF1305-3R3-R](#) [1206CS-151XG](#) [RCH664NP-140L](#) [RCH664NP-](#)  
[4R7M](#) [RCH8011NP-221L](#) [RCP1317NP-332L](#) [RCP1317NP-391L](#) [RCR1010NP-470M](#) [RCR110DNP-331L](#) [DH2280-4R7M](#) [DS1608C-106](#)  
[ASPI-4020HI-R10M-T](#) [B10TJ](#) [B82498B3680J000](#) [ELJ-RE27NJF2](#) [1812CS-153XJ](#) [1812CS-183XJ](#) [1812CS-223XJ](#)