

SPECIFICATION FOR APPROVAL**RoHS
COMPLIANT**

ITEM P/N	PSPMAA0603-2R2M-ANF	TEST INSTRUMENT	Zentech-3305 / Zentech502BC
PRODUCT	SMD Inductor	TEST FREQUENCY	100 kHz / 1.0V

CUSTOMER :**CUSTOMER P/N :****DESCRIPTION :** SMD INDUCTOR**P/N :** PSPMAA0603-2R2M-ANF**REVISION NO. :** Version: 2.0**DATE :** 2017-6-15**NOTES :** STANDARD

DOCUMENTED	
APPROVED	Kevin
CHECKED	Peter
PREPARED	Ben

CUSTOMER APPROVAL

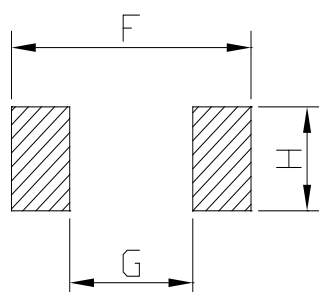
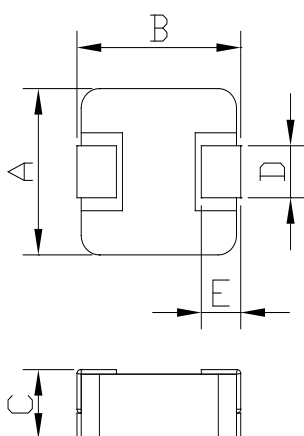
company seals

COIL SPECIFICATION

RoHS
COMPLIANT

ITEM P/N	PSPMAA0603-2R2M-ANF	TEST INSTRUMENT	Zentech-3305 / Zentech502BC
PRODUCT	SMD Inductor	TEST FREQUENCY	100 kHz / 1.0V

PACKING DIMENSIONS (mm)

RECOMMANED
LAND PATTERN

0603	Dimensions
A	6.6 ± 0.3
B	7.1 ± 0.3
C	3.0 MAX
D	3.0 ± 0.3
E	1.6 ± 0.5
F	7.4 Typ
G	3.7 Typ
H	3.5 Typ

EXPLANATION OF PART NUMBERS

P	S	P	M	A	A	0	6	0	3	-	2	R	2	M	-	A	N	F	
<u>Serial Codes</u>											<u>Size</u>					<u>Inductance</u>			

ELECTRICAL CHARACTERISTICS

ITEM P/N	@ 26 °C Ambient Temperature				DCR mΩ @ 25°C Typical	DCR mΩ @ 25°C MAX
	INDUCTANCE		Typical Heat Rating DC Current (A) (I _{dc})	Typical Saturation DC Current (A) (I _{sat})		
	Lo (μH)	TOLERANCE				
PSPMAA060 3-2R2M-ANF	2.2	±20%	8	14	18	20

- ⊙ All test Data is referenced to 25°C ambient
- ⊙ Typical Heat Rating DC Current would cause an approximately ΔT of 40°C
- ⊙ Typical Saturation DC Current would cause Lo to drop approximately 35%
- ⊙ Operation Temperature Range : -55°C ~ 125°C
- ⊙ The Part temperature (ambient + ΔT) should not exceed 125°C under worst case operating conditions.
- ⊙ Circuit design, component placement, PWB trace size and thickness, airflow and other cooling provisions all effect the part temperature. Part temperature should be verified in the end application.

ITEM P/N

PSPMAA0603-2R2M-ANF

TEST INSTRUMENT

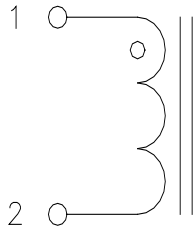
Zentech-3305 / Zentech502BC

PRODUCT

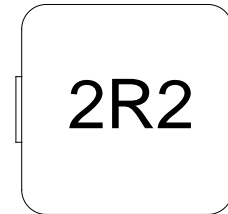
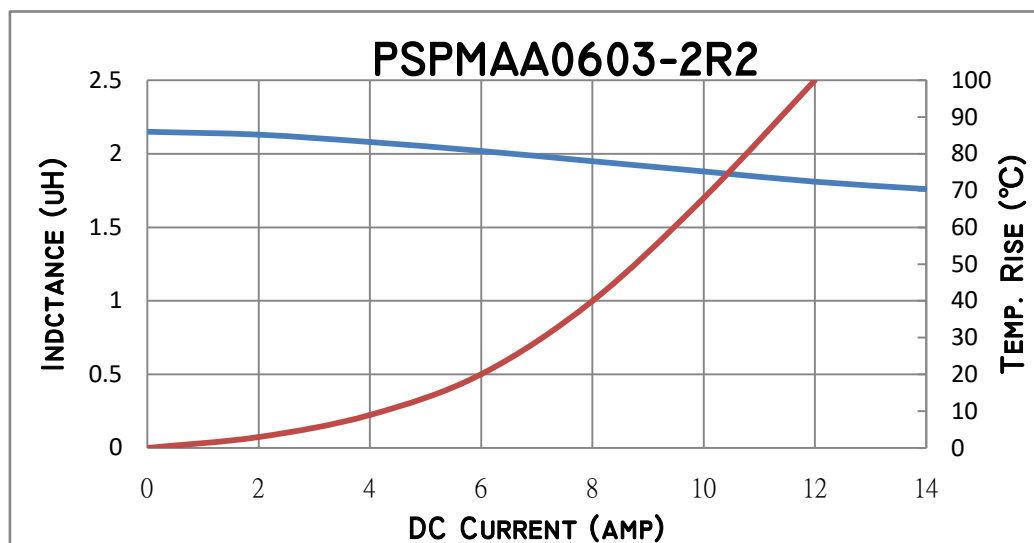
SMD Inductor

TEST FREQUENCY

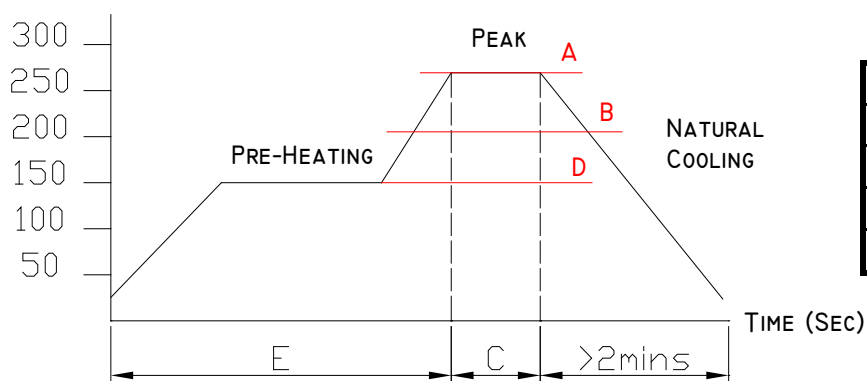
100 kHz / 1.0V

CONNECTIONS

- ⊙ Inductor Contents ONE (1) Set(s) of Coil
- ⊙ DC/AC Current Shall Be Introduced By Any One of Two Pads

MARKING**PERFORMANCE CURVES****RECOMMENDED SOLDERING TEMP. GRAPH**

TEMPERATURE (°C)



Page: 2

ITEM P/N	PSPMAA0603-2R2M-ANF	TEST INSTRUMENT	Zentech-3305 / Zentech502BC
PRODUCT	SMD Inductor	TEST FREQUENCY	100 kHz / 1.0V

MECHANICAL RELIABILITY

TEST	Specification & Requirement	Method Used
Solderability	The surface of terminal/pin tested shall be covered with new solder by 95%	Solder heat proof: Preheating: 180 ±10°C 90 seconds Soldering: 255 ±5°C for 3 ±1 sec
Shock	Inductance change within ± 5% Without mechanical damage	Drop down with 981m/s ² (100G) shock Attitude upon a rubber block method shock testing machinem, 3 tests.
Vibration	Inductance change within ± 5% Without mechanical damage	Vibration frequency: 10Hz to 55Hz to 10Hz 60 seconds cycle Vibration time: 2 hours

ENDURANCE RELIABILITY

TEST	Specification & Requirement	Method Used
Thermal Shock	Inductance change within ± 5% Without mechanical damage	-25°C, (30 mins) -> room temp. (5 mins) -> 125°C, (30 mins) -> room temp. (5 mins) 100 cycles
Heat Resistance	Inductance change within ± 5% Without mechanical damage	Apply IDC current @ 85°C ambient Duration: 1000 hrs
Humidity Resistance	Inductance change within ± 5% Without mechanical damage	Apply IDC current @ 60°C ambient Humidity: 90~95% Duration: 1000 hrs
Low Temp. Storing	Inductance change within ± 5% Without mechanical damage	Storing Temp. -25 ±2 °C for total 1,000 +4/-0 hours
High Temp. Storing	Inductance change within ± 5% Without mechanical damage	Storing Temp. 125 ±2 °C for total 1,000 +4/-0 hours

TESTING REPORT

RoHS
COMPLIANT

ITEM P/N	PSPMAA0603-2R2M-ANF	TEST INSTRUMENT	Zentech-3305 / Zentech502BC
PRODUCT	SMD Inductor	TEST FREQUENCY	100 kHz / 1.0V

TEST DATA

No.	SPEC	A (mm)	B (mm)	C (mm)	D (mm)	E (mm)	DCR Max(mΩ)	INDUCTANCE		
								L(0) ± 20%	14 A	
		6.6 ± 0.3	7.1 ± 0.3	3.0 MAX	3.0 ± 0.3	1.6 ± 0.5		20	2.20	≈ 65% L(0)
1		6.72	7.25	2.95	2.95	1.88		18.5	2.05	PASS
2		6.75	7.28	2.88	2.94	1.84		19.1	2.11	PASS
3		6.73	7.22	2.97	2.95	1.86		18.3	2.34	PASS
4		6.72	7.26	2.86	2.95	1.85		18.6	2.21	PASS
5		6.73	7.28	2.88	2.94	1.85		18.8	2.19	PASS
6		6.76	7.25	2.84	2.95	1.85		18.5	2.28	PASS
7		6.71	7.22	2.93	2.95	1.84		18.3	2.11	PASS
8		6.75	7.21	2.92	2.95	1.86		18.1	2.03	PASS
9		6.78	7.25	2.87	2.94	1.86		18.7	2.12	PASS
10		6.73	7.31	2.84	2.94	1.84		18.5	2.08	PASS
\bar{X}		6.74	7.25	2.89	2.95	1.85	0.00	18.54	2.15	
R		0.07	0.10	0.13	0.01	0.04	0.00	1.00	0.31	

© All test Data is referenced to 25°C ambient



ANNOUNCEMENTS

产品注意事项

使用本产品时，请注意以下事项

- ◎ 产品保存期限为12个月，保存条件：温度5~40℃，湿度10~80%RH以内，超过保存期限可能会使产品端子电极发生氧化。
- ◎ 请勿在极端环境下使用和保存（高盐，强酸，强碱，强辐射等）。
- ◎ 产品焊接前，请进行预热；预热温度与焊接温度之间温差建议控制在150℃以内。
- ◎ 产品焊接后需重新拆卸焊接修正时，请遵循规格书规定的条件范围；过高的加热温度以及反复的拆卸可能会导致产品失效。
- ◎ 产品焊接到线路板后，请注意不可因线路板整体变形或局部变形而施加给电感剩余应力，这可能会导致电感发生破裂，脱落，以致失效。
- ◎ 产品请勿接触清洗剂，酒精等液体，这会侵蚀产品本体，从而导致产品失效。
- ◎ 产品通电后温度会随电流的增大而上升，设计时请务必考虑留有余量。
- ◎ 过高的静电会对产品产生永久性损害，请注意静电防护。
- ◎ 产品通电过程请勿触摸产品任何部位，防止触电。
- ◎ 本产品作为磁性产品，设计时请务必考虑周边元器件与本产品可能产生的相互影响。
- ◎ 本产品适用于一般电子设备，如：AV设备，通信设备，家电产品，娱乐设备，计算机设备，个人设备，办公设备，计测设备，工业机器人等。且该一般电子设备需在常规的操作和使用方法环境下使用。对于需要高度安全性和可靠性的，或者因本产品失效造成设备故障，误操作，运转不良等危及到人的生命身体及财产安全，以及对社会产生较大不良影响的特殊用途，设计使用前务必同本公司沟通，设计使用者如在未取得我司书面同意状况下使用造成任何后果，我司不予承担。特殊用途包含但不限于如下清单：

- | | |
|-----------------------|------------------|
| 1 军用设备 | 8 关系到国防安全的设备 |
| 2 运输设备（汽车，轨道交通产品，船舶等） | 9 防灾赈灾设备 |
| 3 航空，航天设备 | 10 各种安规设备 |
| 4 发电控制设备 | 11 紧急救护设备 |
| 5 核动力相关设备 | 12 其他被认定为特殊用途的设备 |
| 6 爆炸引燃控制设备 | |
| 7 交通控制设备 | |



X-ON Electronics

Largest Supplier of Electrical and Electronic Components

Click to view similar products for [Fixed Inductors](#) category:

Click to view products by [PROD Technology](#) manufacturer:

Other Similar products are found below :

[MLZ1608M6R8WTD25](#) [MLZ1608N6R8LT000](#) [MLZ1608N3R3LTD25](#) [MLZ1608N3R3LT000](#) [MLZ1608N150LT000](#)

[MLZ1608M150WTD25](#) [MLZ1608M3R3WTD25](#) [MLZ1608M3R3WT000](#) [MLZ1608M150WT000](#) [MLZ1608A1R5WT000](#)

[MLZ1608N1R5LT000](#) [B82432C1333K000](#) [PCMB053T-1R0MS](#) [PCMB053T-1R5MS](#) [PCMB104T-1R5MS](#) [CR32NP-100KC](#) [CR32NP-](#)

[151KC](#) [CR32NP-180KC](#) [CR32NP-181KC](#) [CR32NP-1R5MC](#) [CR32NP-390KC](#) [CR32NP-3R9MC](#) [CR32NP-680KC](#) [CR32NP-820KC](#)

[CR32NP-8R2MC](#) [CR43NP-390KC](#) [CR43NP-560KC](#) [CR43NP-680KC](#) [CR54NP-181KC](#) [CR54NP-470LC](#) [CR54NP-820KC](#) [CR54NP-8R5MC](#)

[ET3542-057](#) [MGDQ4-00004-P](#) [MGDU1-00016-P](#) [MHL1ECTTP18NJ](#) [MHL1JCTTD12NJ](#) [PE-51506NL](#) [PE-53601NL](#) [PE-53630NL](#) [PE-](#)

[53824SNLT](#) [PE-62892NL](#) [PE-92100NL](#) [PG0434.801NLT](#) [PG0936.113NLT](#) [PM06-2N7](#) [PM06-39NJ](#) [HC2LP-R47-R](#) [HC2-R47-R](#) [HC3-2R2-](#)

[R](#)