

ITEM P/N	PSPMAA1040H-R36M-ANP	TEST INSTRUMENT	Zentech-3305 / Zentech502BC
PRODUCT	SMD INDUCTOR	TEST FREQUENCY	100 kHz / 1.0V

**CUSTOMER :**

**CUSTOMER P/N :**

**DESCRIPTION :** SMD INDUCTOR

**P/N :** PSPMAA1040H-R36M-ANP

**REVISION NO. :** Version:1.0

**DATE :** 2019-9-24

**NOTES :** STANDARD

<b>DOCUMENTED</b>	
<b>APPROVED</b>	<b>Yuki</b>
<b>CHECKED</b>	<b>Ben</b>
<b>PREPARED</b>	<b>Peter</b>

**CUSTOMER APPROVAL**

company seals



PROD TECHNOLOGY CO., LTD.

TEL : 0755-86667379

<http://www.prodtech.cn>



E-LIVEN TECHNOLOGY CO., LTD.

NO.28 ho-cheng RD, bade city, taoyuan,  
taiwan

Version:1.0

**SPECIFICATION FOR APPROVAL**

<b>ITEM P/N</b>	<b>PSPMAA1040H-R36M-ANP</b>	<b>TEST INSTRUMENT</b>	<b>Zentech-3305 / Zentech502BC</b>
<b>PRODUCT</b>	<b>SMD INDUCTOR</b>	<b>TEST FREQUENCY</b>	<b>100 kHz / 1.0V</b>

Version	REVISION ITEM	BEFORE REVISION	AFTER REVISION	DATE
1.0	First Version			2019-9-24



PROD TECHNOLOGY CO., LTD.

TEL :0755-86667379

<http://www.prodtech.cn>

E-LIVEN TECHNOLOGY CO., LTD.

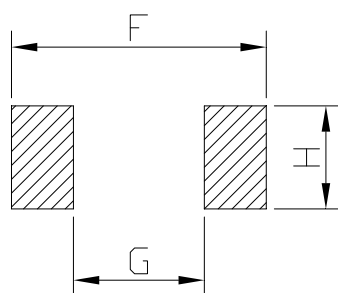
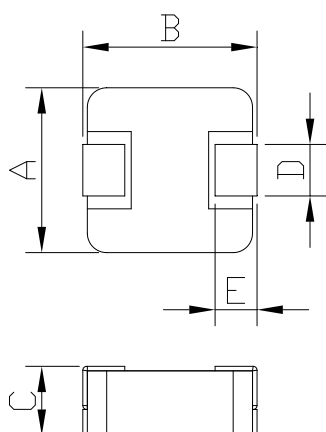
NO.28 ho-cheng RD, bade city, taoyuan,  
taiwan

# COIL SPECIFICATION



ITEM P/N	PSPMAA1040H-R36M-ANP	TEST INSTRUMENT	Zentech-3305 / Zentech502BC
PRODUCT	SMD INDUCTOR	TEST FREQUENCY	100 kHz / 1.0V

## PACKING DIMENSIONS (mm)



RECOMMANED  
LAND PATTERN

1040H	Dimensions
A	10.2 ± 0.3
B	11.0 ± 0.5
C	4.0MAX
D	3.0 ± 0.3
E	2.0 ± 0.5
F	11.8Ref.
G	6.00Ref.
H	3.50Ref.

## EXPLANATION OF PART NUMBERS

<b>PSPMAA</b> <u>Serial Codes</u>	<b>1040H</b> <u>Size</u>	-	<b>R36M</b> <u>Inductance Code</u>	-	<b>ANP</b> <u>Description</u>
--------------------------------------	-----------------------------	---	---------------------------------------	---	----------------------------------

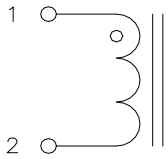
## ELECTRICAL CHARACTERISTICS

ITEM P/N	@ 25 °C Ambient Temperature					
	INDUCTANCE		I <sub>rms</sub> (A)Max.	I <sub>sat</sub> (A) Max.	DCR (mΩ) Typical	DCR (mΩ) Max.
	Lo (μH)	TOLERANCE				
PSPMAA1040H-R36M-ANP	0.36	±20%	22	40	1.0	1.4

- ⊙ All test Data is referenced to 25°C ambient
- ⊙ Typical Heat Rating DC Current would cause an approximately ΔT of 40°C
- ⊙ Typical Saturation DC Current would cause Lo to drop approximately 35%
- ⊙ Operation Temperature Range : -40°C ~ 125°C
- ⊙ The Part temperature (ambient + ΔT) should not exceed 125°C under worst case operating conditions.
- ⊙ Circuit design, component placement, PWB trace size and thickness, airflow and other cooling provisions all effect the part temperature. Part temperature should be verified in the end application.

ITEM P/N	PSPMAA1040H-R36M-ANP	TEST INSTRUMENT	Zentech-3305 / Zentech502BC
PRODUCT	SMD INDUCTOR	TEST FREQUENCY	100 kHz / 1.0V

## Schematic Diagram:

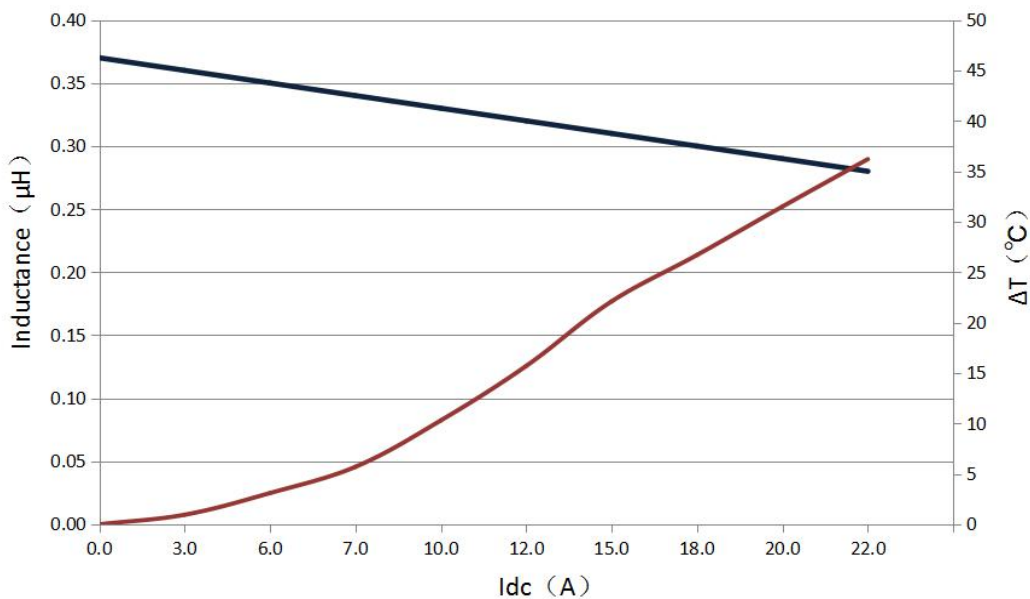


## MARKING



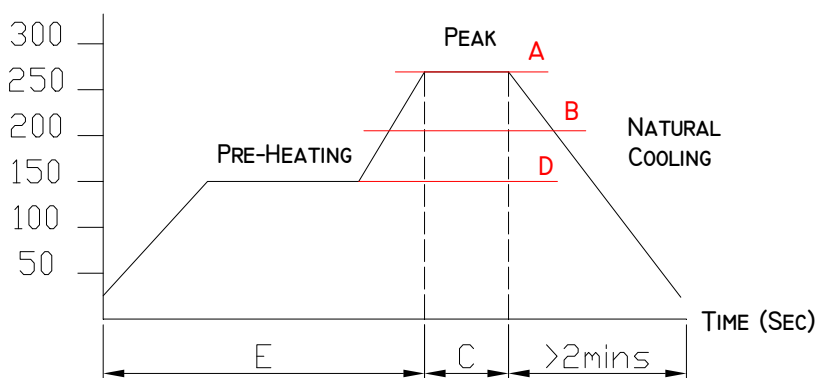
- ⊙ Inductor Contents ONE (1) Set(s) of Coil
- ⊙ DC/AC Current Shall Be Introduced By Any One of Two Pads

## PERFORMANCE CURVES:



## RECOMMENDED SOLDERING TEMP. GRAPH

TEMPERATURE (°C)



A	260°C
B	230°C
C	10 Sec
D	150°C
E	60~240 Sec

# CHARACTERISTICS



ITEM P/N	PSPMAA1040H-R36M-ANP	TEST INSTRUMENT	Zentech-3305 / Zentech502BC
PRODUCT	SMD INDUCTOR	TEST FREQUENCY	100 kHz / 1.0V

## MECHANICAL RELIABILITY

TEST	Specification & Requirement	Method Used
Solderability	The surface of terminal/pin tested shall be covered with new solder by 95%	Solder heat proof: Preheating: 180 ±10°C 90 seconds Soldering: 255 ±5°C for 3 ±1 sec
Shock	Inductance change within ± 5% Without mechanical damage	Drop down with 981m/s2 (100G) shock Attitude upon a rubber block method shock testing machinem, 3 tests.
Vibration	Inductance change within ± 5% Without mechanical damage	Vibration frequency: 10Hz to 55Hz to 10Hz 60 seconds cycle Vibration time: 2 hours

## ENDURANCE RELIABILITY

TEST	Specification & Requirement	Method Used
Thermal Shock	Inductance change within ± 5% Without mechanical damage	-25°C, (30 mins) -> room temp. (5 mins) -> 125°C, (30 mins) -> room temp. (5 mins) 100 cycles
Heat Resistance	Inductance change within ± 5% Without mechanical damage	Apply IDC current @ 85°C ambient Duration: 1000 hrs
Humidity Resistance	Inductance change within ± 5% Without mechanical damage	Apply IDC current @ 60°C ambient Humidity: 90~95% Duration: 1000 hrs
Low Temp. Storing	Inductance change within ± 5% Without mechanical damage	Storing Temp. -25 ±2 °C for total 1,000 +4/-0 hours
High Temp. Storing	Inductance change within ± 5% Without mechanical damage	Storing Temp. 125 ±2 °C for total 1,000 +4/-0 hours

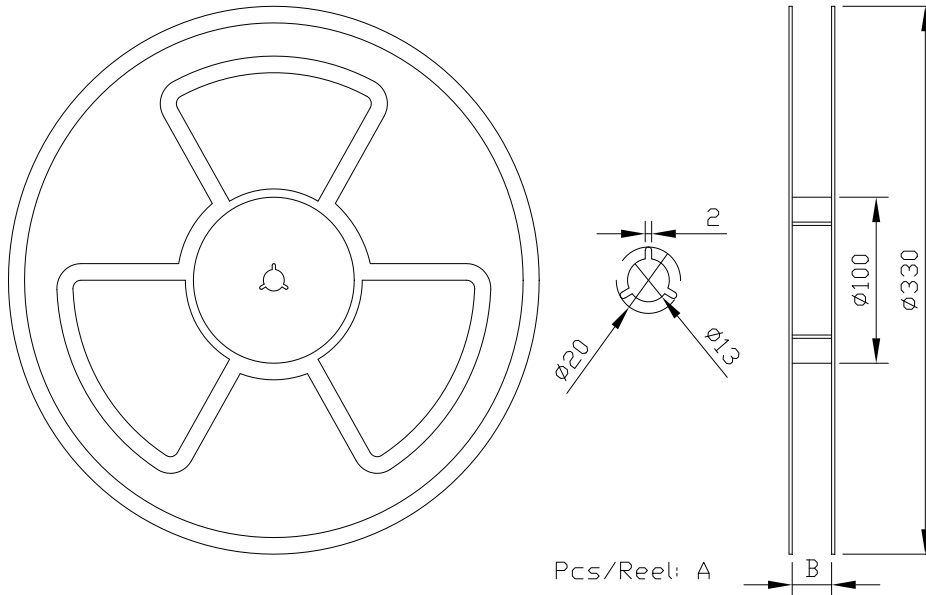


# PACKING FOR SMD

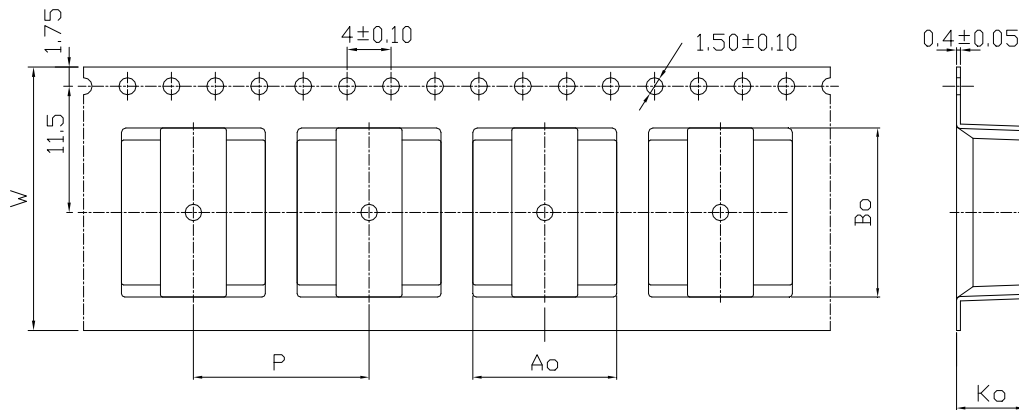


ITEM P/N	PSPMAA1040H-R36M-ANP	TEST INSTRUMENT	Zentech-3305 / Zentech502BC
PRODUCT	SMD INDUCTOR	TEST FREQUENCY	100 kHz / 1.0V

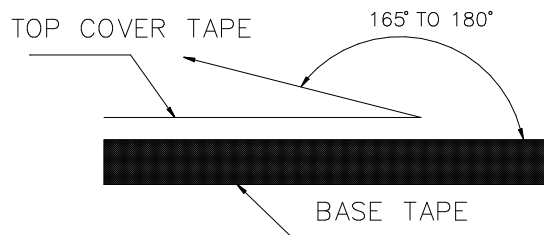
**CARRIERTAPEING REEL & CARRIER MATERIALS (PAPER PLASTICS) UNIT : (mm)**



A	B	W	P	Ao	Bo	Ko
800	25	24	16	11.0±0.1	12.6 ± 0.1	4.1Typ



Typical Pulling Force:  
10 grams



ITEM P/N	PSPMAA1040H-R36M-ANP	TEST INSTRUMENT	Zentech-3305 / Zentech502BC
PRODUCT	SMD INDUCTOR	TEST FREQUENCY	100 kHz / 1.0V

**TEST DATA**

SPEC No.	A (mm)	B (mm)	C (mm)	D (mm)	E (mm)	DCR Max( mΩ )	INDUCTANCE	
	10.2 ± 0.3	11.0 ± 0.5	4.0MAX	3.0 ± 0.3	2.0 ± 0.5		L(0)±20%	40 A ≈65% L(0)
1	10.10	10.89	3.98	3.12	2.27	1.01	0.37	PASS
2	10.12	10.87	3.95	3.10	2.17	1.03	0.36	PASS
3	10.13	10.86	3.99	3.09	2.15	1.01	0.35	PASS
4	10.20	10.79	3.95	3.12	2.28	0.99	0.35	PASS
5	10.15	10.79	3.88	3.12	2.21	0.96	0.36	PASS
6	10.18	10.88	3.89	3.12	2.24	0.98	0.37	PASS
7	10.10	10.86	3.88	3.14	2.26	1.03	0.36	PASS
8	10.15	10.78	3.95	3.16	2.23	1.01	0.36	PASS
9	10.06	10.78	3.85	3.10	2.26	1.02	0.35	PASS
10	10.15	10.78	3.98	3.09	2.23	1.03	0.32	PASS
$\bar{X}$	10.13	10.83	3.93	3.12	2.23	1.01	0.36	
R	0.14	0.11	0.14	0.07	0.13	0.07	0.05	

© All test Data is referenced to 25°C ambient

# ANNOUNCEMENTS



## 产品注意事项

使用本产品时，请注意以下事项

- ◎ 产品保存期限为12个月，保存条件：温度5~40℃，湿度10~80%RH以内，超过保存期限可能会使产品端子电极发生氧化。
- ◎ 请勿在极端环境下使用和保存（高盐，强酸，强碱，强辐射等）。
- ◎ 产品焊接前，请进行预热；预热温度与焊接温度之间温差建议控制在150℃以内。
- ◎ 产品焊接后需重新拆卸焊接修正时，请遵循规格书规定的条件范围；过高的加热温度以及反复的拆卸可能会导致产品失效。
- ◎ 产品焊接到线路板后，请注意不可因线路板整体变形或局部变形而施加给电感剩余应力，这可能会导致电感发生破裂，脱落，以致失效。
- ◎ 产品请勿接触清洗剂，酒精等液体，这会侵蚀产品本体，从而导致产品失效。
- ◎ 产品通电后温度会随电流的增大而上升，设计时请务必考虑留有余量。
- ◎ 过高的静电会对产品产生永久性损害，请注意静电防护。
- ◎ 产品通电过程请勿触摸产品任何部位，防止触电。
- ◎ 本产品作为磁性产品，设计时请务必考虑周边元器件与本产品可能产生的相互影响。
- ◎ 本产品适用于一般电子设备，如：AV设备，通信设备，家电产品，娱乐设备，计算机设备，个人设备，办公设备，计测设备，工业机器人等。且该一般电子设备需在常规的操作和使用方法环境下使用。对于需要高度安全性和可靠性的，或者因本产品失效造成设备故障，误操作，运转不良等危及到人的生命身体及财产安全，以及对社会产生较大不良影响的特殊用途，设计使用前务必同本公司沟通，设计使用者如在未取得我司书面同意状况下使用造成任何后果，我司不予承担。特殊用途包含但不限于如下清单：

- |                       |                  |
|-----------------------|------------------|
| 1 军用设备                | 8 关系到国防安全的设备     |
| 2 运输设备（汽车，轨道交通产品，船舶等） | 9 防灾赈灾设备         |
| 3 航空，航天设备             | 10 各种安规设备        |
| 4 发电控制设备              | 11 紧急救护设备        |
| 5 核动力相关设备             | 12 其他被认定为特殊用途的设备 |
| 6 爆炸引燃控制设备            |                  |
| 7 交通控制设备              |                  |

Page: 6



PROD TECHNOLOGY CO., LTD.  
TEL :0755-86667379  
<http://www.prodtech.cn>



E-LIVEN TECHNOLOGY CO., LTD.  
NO.28 ho-cheng RD, bade city, taoyuan,  
taiwan



## X-ON Electronics

Largest Supplier of Electrical and Electronic Components

*Click to view similar products for [Fixed Inductors](#) category:*

*Click to view products by [PROD Technology](#) manufacturer:*

Other Similar products are found below :

[MLZ1608M6R8WTD25](#) [MLZ1608N6R8LT000](#) [MLZ1608N3R3LTD25](#) [MLZ1608N3R3LT000](#) [MLZ1608N150LT000](#)

[MLZ1608M150WTD25](#) [MLZ1608M3R3WTD25](#) [MLZ1608M3R3WT000](#) [MLZ1608M150WT000](#) [MLZ1608A1R5WT000](#)

[MLZ1608N1R5LT000](#) [B82432C1333K000](#) [PCMB053T-1R0MS](#) [PCMB053T-1R5MS](#) [PCMB104T-1R5MS](#) [CR32NP-100KC](#) [CR32NP-](#)

[151KC](#) [CR32NP-180KC](#) [CR32NP-181KC](#) [CR32NP-1R5MC](#) [CR32NP-390KC](#) [CR32NP-3R9MC](#) [CR32NP-680KC](#) [CR32NP-820KC](#)

[CR32NP-8R2MC](#) [CR43NP-390KC](#) [CR43NP-560KC](#) [CR43NP-680KC](#) [CR54NP-181KC](#) [CR54NP-470LC](#) [CR54NP-820KC](#) [CR54NP-8R5MC](#)

[ET3542-057](#) [MGDQ4-00004-P](#) [MGDU1-00016-P](#) [MHL1ECTTP18NJ](#) [MHL1JCTTD12NJ](#) [PE-51506NL](#) [PE-53601NL](#) [PE-53630NL](#) [PE-](#)

[53824SNLT](#) [PE-62892NL](#) [PE-92100NL](#) [PG0434.801NLT](#) [PG0936.113NLT](#) [PM06-2N7](#) [PM06-39NJ](#) [HC2LP-R47-R](#) [HC2-R47-R](#) [HC3-2R2-](#)

[R](#)