

ITEM P/N	PSPMAQ0605H-470M-ANP	TEST INSTRUMENT	Zentech-3305 / Zentech502BC
PRODUCT	SMD INDUCTOR	TEST FREQUENCY	100 kHz / 1.0V

CUSTOMER :

CUSTOMER P/N :

DESCRIPTION : SMD INDUCTOR

P/N : PSPMAQ0605H-470M-ANP

REVISION NO. : Version:1.0

DATE : 2019-9-24

NOTES : STANDARD

DOCUMENTED	
APPROVED	Yuki
CHECKED	Ben
PREPARED	Peter

CUSTOMER APPROVAL

company seals



PROD TECHNOLOGY CO., LTD.

TEL :0755-86667379

<http://www.prodtech.cn>

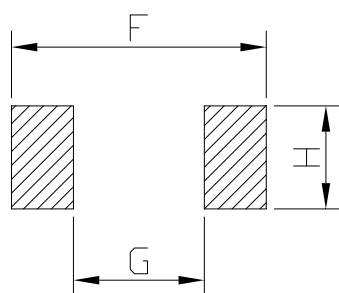
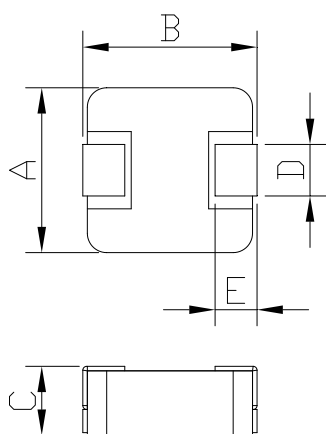


E-LIVEN TECHNOLOGY CO., LTD.

NO.28 ho-cheng RD, bade city, taoyuan,
taiwan

ITEM P/N	PSPMAQ0605H-470M-ANP	TEST INSTRUMENT	Zentech-3305 / Zentech502BC
PRODUCT	SMD INDUCTOR	TEST FREQUENCY	100 kHz / 1.0V

PACKING DIMENSIONS (mm)

RECOMMANED
LAND PATTERN

0605H	Dimensions
A	6.6 ± 0.3
B	7.1 ± 0.5
C	5.0MAX
D	3.0 ± 0.3
E	1.6 ± 0.3
F	7.80Ref.
G	2.40Ref.
H	3.50Ref.

EXPLANATION OF PART NUMBERS

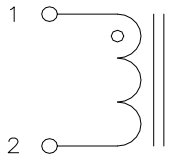
PSPMAQ <u>Serial Codes</u>	0605H <u>Size</u>	-	470M <u>Inductance Code</u>	-	ANP <u>Description</u>
--------------------------------------	-----------------------------	---	---------------------------------------	---	----------------------------------

ELECTRICAL CHARACTERISTICS

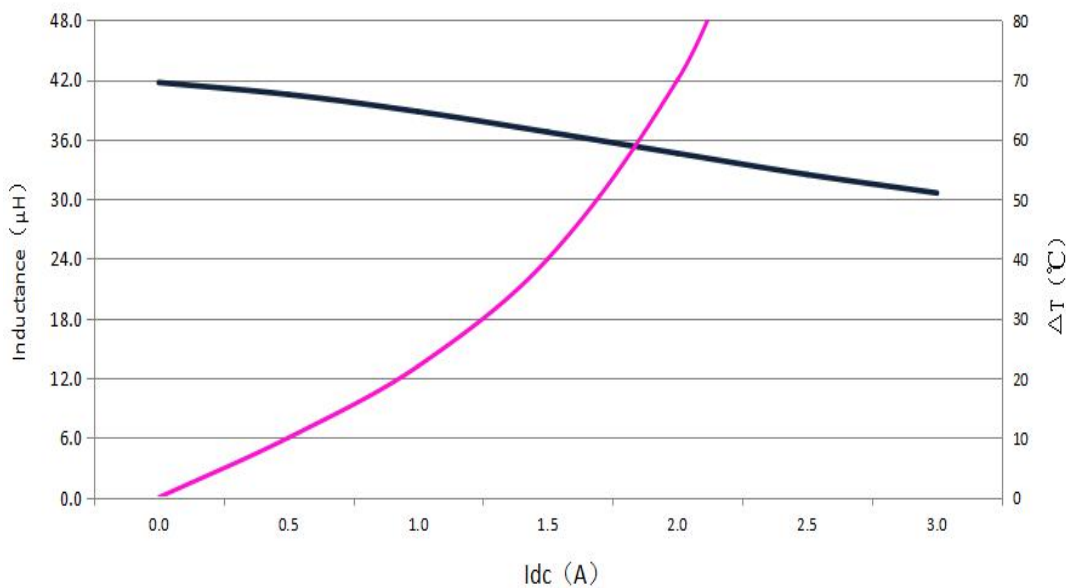
ITEM P/N	@ 25 °C Ambient Temperature					
	INDUCTANCE		I _{rms} (A)Max.	I _{sat} (A) Max.	DCR (mΩ) Typical	DCR (mΩ) Max.
	Lo (μH)	TOLERANCE				
PSPMAQ0605H-470M-ANP	47.00	±20%	2.0	2.5	180.0	210.0

- ⊙ All test Data is referenced to 25°C ambient
- ⊙ Typical Heat Rating DC Current would cause an approximately ΔT of 40°C
- ⊙ Typical Saturation DC Current would cause Lo to drop approximately 35%
- ⊙ Operation Temperature Range : -40°C ~ 125°C
- ⊙ The Part temperature (ambient + ΔT) should not exceed 125°C under worst case operating conditions.
- ⊙ Circuit design, component placement, PWB trace size and thickness, airflow and other cooling provisions all effect the part temperature. Part temperature should be verified in the end application.

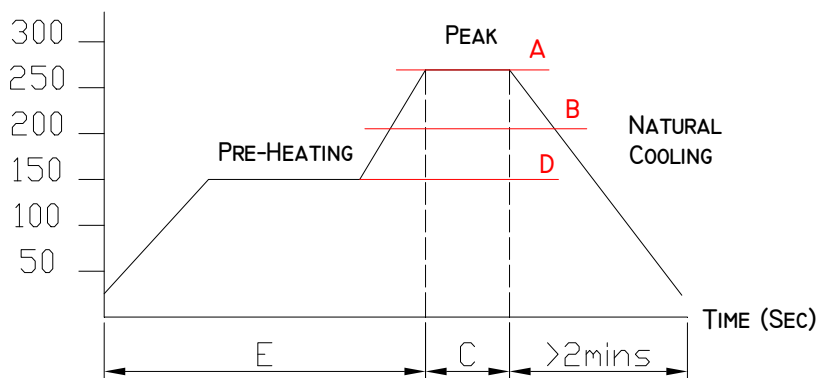
ITEM P/N	PSPMAQ0605H-470M-ANP	TEST INSTRUMENT	Zentech-3305 / Zentech502BC
PRODUCT	SMD INDUCTOR	TEST FREQUENCY	100 kHz / 1.0V

Schematic Diagram:**MARKING**

- ⊙ Inductor Contents ONE (1) Set(s) of Coil
- ⊙ DC/AC Current Shall Be Introduced By Any One of Two Pads

PERFORMANCE CURVES:**RECOMMENDED SOLDERING TEMP. GRAPH**

TEMPERATURE (°C)



A	260°C
B	230°C
C	10 Sec
D	150°C
E	60~240 Sec

ITEM P/N	PSPMAQ0605H-470M-ANP	TEST INSTRUMENT	Zentech-3305 / Zentech502BC
PRODUCT	SMD INDUCTOR	TEST FREQUENCY	100 kHz / 1.0V

MECHANICAL RELIABILITY

TEST	Specification & Requirement	Method Used
Solderability	The surface of terminal/pin tested shall be covered with new solder by 95%	Solder heat proof: Preheating: 180 ±10°C 90 seconds Soldering: 255 ±5°C for 3 ±1 sec
Shock	Inductance change within ± 5% Without mechanical damage	Drop down with 981m/s2 (100G) shock Attitude upon a rubber block method shock testing machinem, 3 tests.
Vibration	Inductance change within ± 5% Without mechanical damage	Vibration frequency: 10Hz to 55Hz to 10Hz 60 seconds cycle Vibration time: 2 hours

ENDURANCE RELIABILITY

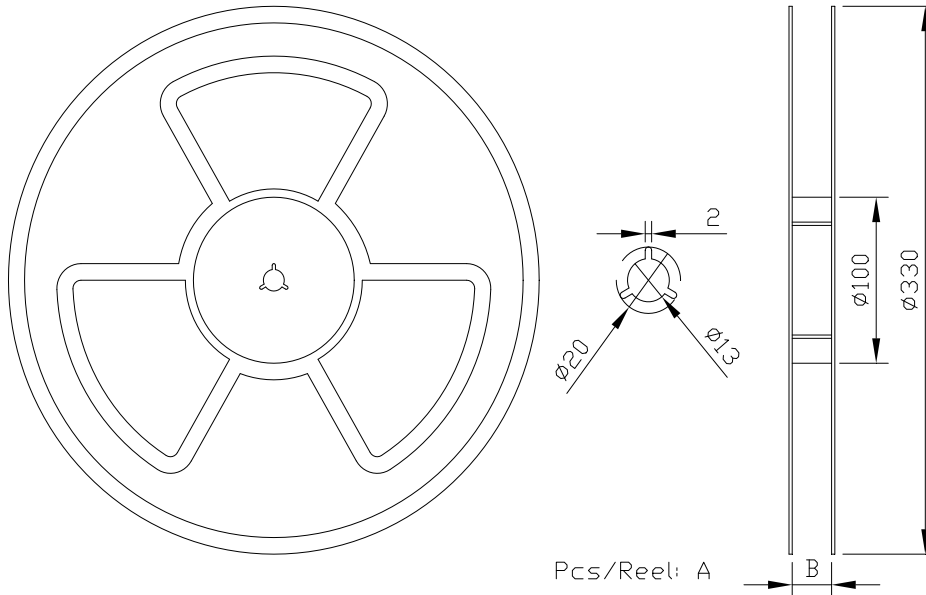
TEST	Specification & Requirement	Method Used
Thermal Shock	Inductance change within ± 5% Without mechanical damage	-25°C, (30 mins) -> room temp. (5 mins) -> 125°C, (30 mins) -> room temp. (5 mins) 100 cycles
Heat Resistance	Inductance change within ± 5% Without mechanical damage	Apply IDC current @ 85°C ambient Duration: 1000 hrs
Humidity Resistance	Inductance change within ± 5% Without mechanical damage	Apply IDC current @ 60°C ambient Humidity: 90~95% Duration: 1000 hrs
Low Temp. Storing	Inductance change within ± 5% Without mechanical damage	Storing Temp. -25 ±2 °C for total 1,000 +4/-0 hours
High Temp. Storing	Inductance change within ± 5% Without mechanical damage	Storing Temp. 125 ±2 °C for total 1,000 +4/-0 hours

PACKING FOR SMD

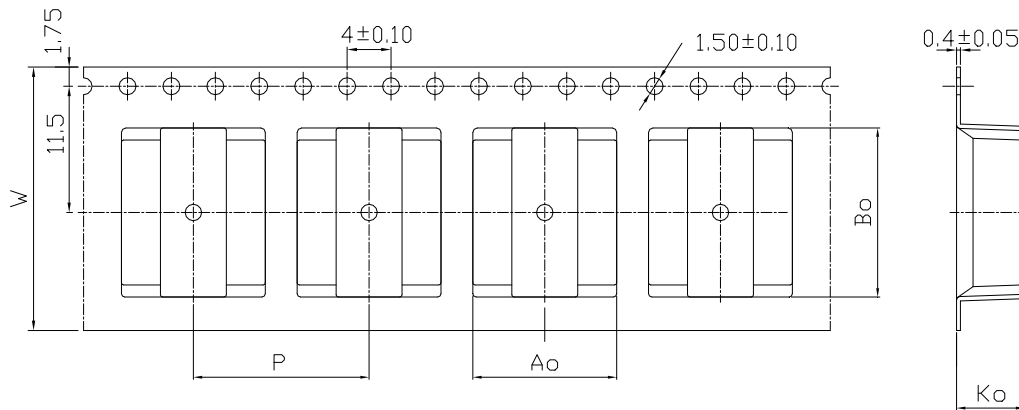


ITEM P/N	PSPMAQ0605H-470M-ANP	TEST INSTRUMENT	Zentech-3305 / Zentech502BC
PRODUCT	SMD INDUCTOR	TEST FREQUENCY	100 kHz / 1.0V

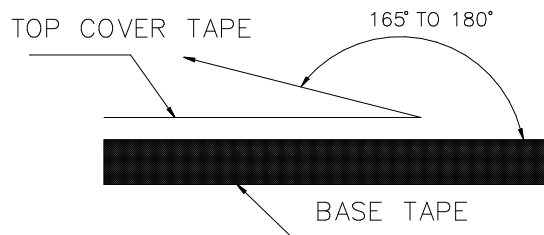
CARRIERTAPEING REEL & CARRIER MATERIALS (PAPER PLASTICS) UNIT : (mm)



A	B	W	P	Ao	Bo	Ko
800	17	16	12	6.9±0.1	7.6 ± 0.1	5.4Typ



Typical Pulling Force:
10 grams



ITEM P/N	PSPMAQ0605H-470M-ANP	TEST INSTRUMENT	Zentech-3305 / Zentech502BC
PRODUCT	SMD INDUCTOR	TEST FREQUENCY	100 kHz / 1.0V

TEST DATA

SPEC No.	A (mm)	B (mm)	C (mm)	D (mm)	E (mm)	DCR Max(mΩ)	INDUCTANCE	
	6.6 ± 0.3	7.1 ± 0.5	5.0MAX	3.0 ± 0.3	1.6 ± 0.3		L(0)±20%	2.5 A ≈65% L(0)
1	6.59	7.31	4.94	3.03	1.61	198.00	42.68	PASS
2	6.59	7.31	4.88	3.01	1.59	199.00	44.58	PASS
3	6.58	7.24	4.85	3.02	1.61	198.00	42.95	PASS
4	6.59	7.27	4.89	3.02	1.65	199.00	42.66	PASS
5	6.58	7.25	4.94	3.01	1.62	198.00	42.78	PASS
6	6.59	7.27	4.88	3.01	1.62	198.00	43.55	PASS
7	6.59	7.29	4.85	3.01	1.62	200.00	43.47	PASS
8	6.59	7.28	4.92	3.02	1.63	198.00	42.90	PASS
9	6.59	7.26	4.92	3.01	1.55	198.00	42.98	PASS
10	6.58	7.29	4.86	3.02	1.61	199.00	46.57	PASS
\bar{X}	6.59	7.28	4.89	3.02	1.61	198.50	43.51	
R	0.01	0.07	0.09	0.02	0.10	2.00	3.91	

© All test Data is referenced to 25°C ambient



ANNOUNCEMENTS

产品注意事项

使用本产品时，请注意以下事项

- ◎ 产品保存期限为12个月，保存条件：温度5~40℃，湿度10~80%RH以内，超过保存期限可能会使产品端子电极发生氧化。
- ◎ 请勿在极端环境下使用和保存（高盐，强酸，强碱，强辐射等）。
- ◎ 产品焊接前，请进行预热；预热温度与焊接温度之间温差建议控制在150℃以内。
- ◎ 产品焊接后需重新拆卸焊接修正时，请遵循规格书规定的条件范围；过高的加热温度以及反复的拆卸可能会导致产品失效。
- ◎ 产品焊接到线路板后，请注意不可因线路板整体变形或局部变形而施加给电感剩余应力，这可能会导致电感发生破裂，脱落，以致失效。
- ◎ 产品请勿接触清洗剂，酒精等液体，这会侵蚀产品本体，从而导致产品失效。
- ◎ 产品通电后温度会随电流的增大而上升，设计时请务必考虑留有余量。
- ◎ 过高的静电会对产品产生永久性损害，请注意静电防护。
- ◎ 产品通电过程请勿触摸产品任何部位，防止触电。
- ◎ 本产品作为磁性产品，设计时请务必考虑周边元器件与本产品可能产生的相互影响。
- ◎ 本产品适用于一般电子设备，如：AV设备，通信设备，家电产品，娱乐设备，计算机设备，个人设备，办公设备，计测设备，工业机器人等。且该一般电子设备需在常规的操作和使用方法环境下使用。对于需要高度安全性和可靠性的，或者因本产品失效造成设备故障，误操作，运转不良等危及到人的生命身体及财产安全，以及对社会产生较大不良影响的特殊用途，设计使用前务必同本公司沟通，设计使用者如在未取得我司书面同意状况下使用造成任何后果，我司不予承担。特殊用途包含但不限于如下清单：

- | | |
|-----------------------|------------------|
| 1 军用设备 | 8 关系到国防安全的设备 |
| 2 运输设备（汽车，轨道交通产品，船舶等） | 9 防灾赈灾设备 |
| 3 航空，航天设备 | 10 各种安规设备 |
| 4 发电控制设备 | 11 紧急救护设备 |
| 5 核动力相关设备 | 12 其他被认定为特殊用途的设备 |
| 6 爆炸引燃控制设备 | |
| 7 交通控制设备 | |

Page: 6



PROD TECHNOLOGY CO., LTD.
TEL :0755-86667379
<http://www.prodtech.cn>



E-LIVEN TECHNOLOGY CO., LTD.
NO.28 ho-cheng RD, bade city, taoyuan,
taiwan

X-ON Electronics

Largest Supplier of Electrical and Electronic Components

Click to view similar products for [Fixed Inductors](#) category:

Click to view products by [PROD Technology](#) manufacturer:

Other Similar products are found below :

[CR43NP-680KC](#) [CR54NP-470LC](#) [CR54NP-820KC](#) [CR54NP-8R5MC](#) [70F224AI](#) [MGDQ4-00004-P](#) [MHL1ECTTP18NJ](#) [MHQ1005P10NJ](#)
[MHQ1005P1N0S](#) [MHQ1005P2N4S](#) [MHQ1005P3N6S](#) [MHQ1005P5N1S](#) [MHQ1005P8N2J](#) [PE-51506NL](#) [PE-53601NL](#) [PE-53602NL](#) [PE-53630NL](#) [PE-53824SNLT](#) [PE-92100NL](#) [PG0434.801NLT](#) [PG0936.113NLT](#) [9220-20](#) [9310-16](#) [PM06-2N7](#) [PM06-39NJ](#) [A01TK](#) [1206CS-471XJ](#) [HC2LP-R47-R](#) [HC2-R47-R](#) [HC3-2R2-R](#) [HC3-R50-R](#) [HC8-1R2-R](#) [HCF1305-3R3-R](#) [1206CS-151XG](#) [RCH664NP-140L](#) [RCH664NP-4R7M](#) [RCH8011NP-221L](#) [RCP1317NP-332L](#) [RCP1317NP-391L](#) [RCR1010NP-470M](#) [RCR110DNP-331L](#) [DH2280-4R7M](#) [DS1608C-106](#)
[ASPI-4020HI-R10M-T](#) [B10TJ](#) [B82498B3680J000](#) [ELJ-RE27NJF2](#) [1812CS-153XJ](#) [1812CS-183XJ](#) [1812CS-223XJ](#)