

# Fast Acting | 0.126x0.064 inch Thick Film Chip Fuses

## 1206FA Series

1206FA Series are the fuses set the industry standard for performance, reliability and quality. The solder-free design provides excellent on-off and temperature cycling characteristics during use and also makes our SMD fuses more heat and shock tolerant than typical subminiature fuses.




### Features

- Compatible with reflow and wave solder
- Ceramic and glass construction
- Halogen free, lead free and RoHS compliant
- Excellent environmental integrity
- One time positive disconnect
- AEC-Q200 Automotive Grade Certified

### Applications

- Flat panel displays and televisions
- Automotive infotainment and ECU
- Computer servers
- Portable electronics
- Mobile device chargers
- Power Battery Packs



### Electrical Characteristics

Amp Rating	% of Amp Rating	Opening Time
0.25~40A	100%	4 Hours Min.
0.25~5A	250%	5 Seconds Max.
6~40A	350%	5 Seconds Max.

### Specification

Part Number	Ampere Rating (A)	Voltage Rating	Interrupting Rating	Typical Cold Resistance (Ohms)	Typical Melting I <sup>2</sup> t (A <sup>2</sup> Sec)	Typical Voltage Drop (V)	Marking Code
1206FA-R250	0.250			3.610	0.0004	1.402	.25
1206FA-R375	0.375			1.891	0.0008	0.716	E
1206FA-R500	0.500			1.026	0.0020	0.652	0.5
1206FA-R750	0.750			0.605	0.0056	0.620	.75
1206FA-1A	1.00	72Vdc @ 50A 32Vdc @ 150A 24Vdc @ 300A		0.484	0.105	0.511	H
1206FA-1.5A	1.50			0.249	0.151	0.365	K
1206FA-2A	2.00			0.131	0.427	0.313	N
1206FA-2.5A	2.50			0.077	0.675	0.240	O
1206FA-3A	3.00			0.048	1.396	0.185	P
1206FA-3.5A	3.50			0.039	1.683	0.181	R
1206FA-4A	4.00			0.035	1.745	0.175	S
1206FA-4.5A	4.50			0.031	2.666	0.168	X
1206FA-5A	5.00	32Vdc @ 150A 24Vdc @ 300A		0.026	2.923	0.142	T
1206FA-6A	6.00			0.016	11.20	0.140	F
1206FA-7A	7.00			0.012	12.62	0.141	7
1206FA-8A	8.00			0.008	14.00	0.099	M
1206FA-10A	10.0			0.0065	20.55	0.100	U
1206FA-12A	12.0	32Vdc @ 150A 24Vdc @ 300A		0.0048	12.00	0.086	12
1206FA-15A	15.0			0.0039	16.32	0.077	15
1206FA-20A	20.0			0.0018	48.02	0.061	20
1206FA-25A	25.0			0.0016	33.03	0.058	25
1206FA-30A	30.0			0.0012	44.10	0.070	30
1206FA-40A	40.0	32Vdc @ 200A		0.0086	160.3	0.097	XL

- DC Interrupting Rating - Measured at designated voltage, time constant < 50 microseconds.
- DC Cold Resistance are measured at <10% of rated current in ambient temperature of 25°C.
- Typical Melting I<sup>2</sup>t measured at 10In Current.
- Typical Voltage Drop measured at rated current after temperature has stabilized.

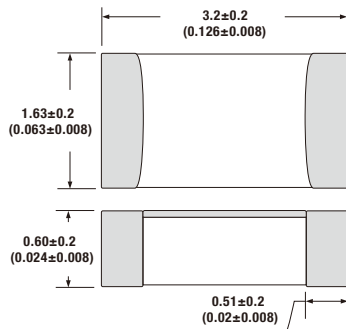
# Fast Acting | 0.126x0.064 inch

## Thick Film Chip Fuses

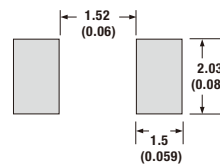
## 1206FA Series

### Dimension

Unit: mm/inch



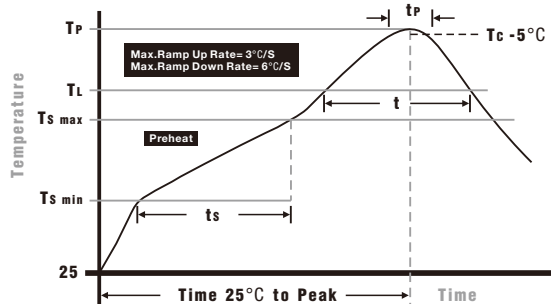
### Pad layout



### Packaging

- Quantity: 3,000pcs
- 8mm wide tape on 178mm(7 inch) diameter reel -specification EIA Standard 481.

### Soldering Parameters

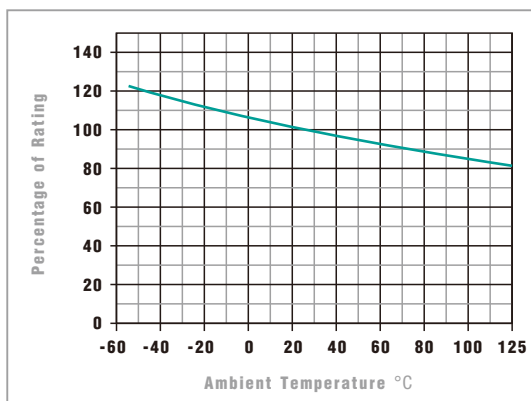


Wave Soldering: 260°C, 10 seconds max.  
Infrared Reflow: 260°C, 30 seconds max.

### IR Reflow Profile

<b>Preheat Heat</b>	
Temperature min (T <sub>smin</sub> )	150°C
Temperature max (T <sub>smax</sub> )	200°C
Time (T <sub>smin</sub> to T <sub>smax</sub> ) (t <sub>s</sub> )	60 - 120 seconds
Average ramp-up rate (T <sub>smax</sub> to T <sub>p</sub> )	3°C/second max.
<b>Liquidous temperature (T<sub>L</sub>)</b>	
Time at liquidous (t <sub>L</sub> )	60 - 150 seconds
<b>Peak temperature (T<sub>p</sub>)</b>	
Peak temperature (T <sub>p</sub> )	260+0/-5°C
<b>Time within 5°C of actual peak Temperature (t<sub>p</sub>)</b>	
Time within 5°C of actual peak Temperature (t <sub>p</sub> )	10 - 30 seconds
<b>Average ramp-down rate (T<sub>p</sub> to T<sub>smax</sub>)</b>	
Average ramp-down rate (T <sub>p</sub> to T <sub>smax</sub> )	6°C/second max.
<b>Time 25 °C to peak temperature</b>	
Time 25 °C to peak temperature	8 minutes max.

### Temperature Derating Curve



- Normal Operating Temperature: 23°C ± 2
- Operating Temperature: -55 to 125°C
- The fuse rating is determined by the equation below:

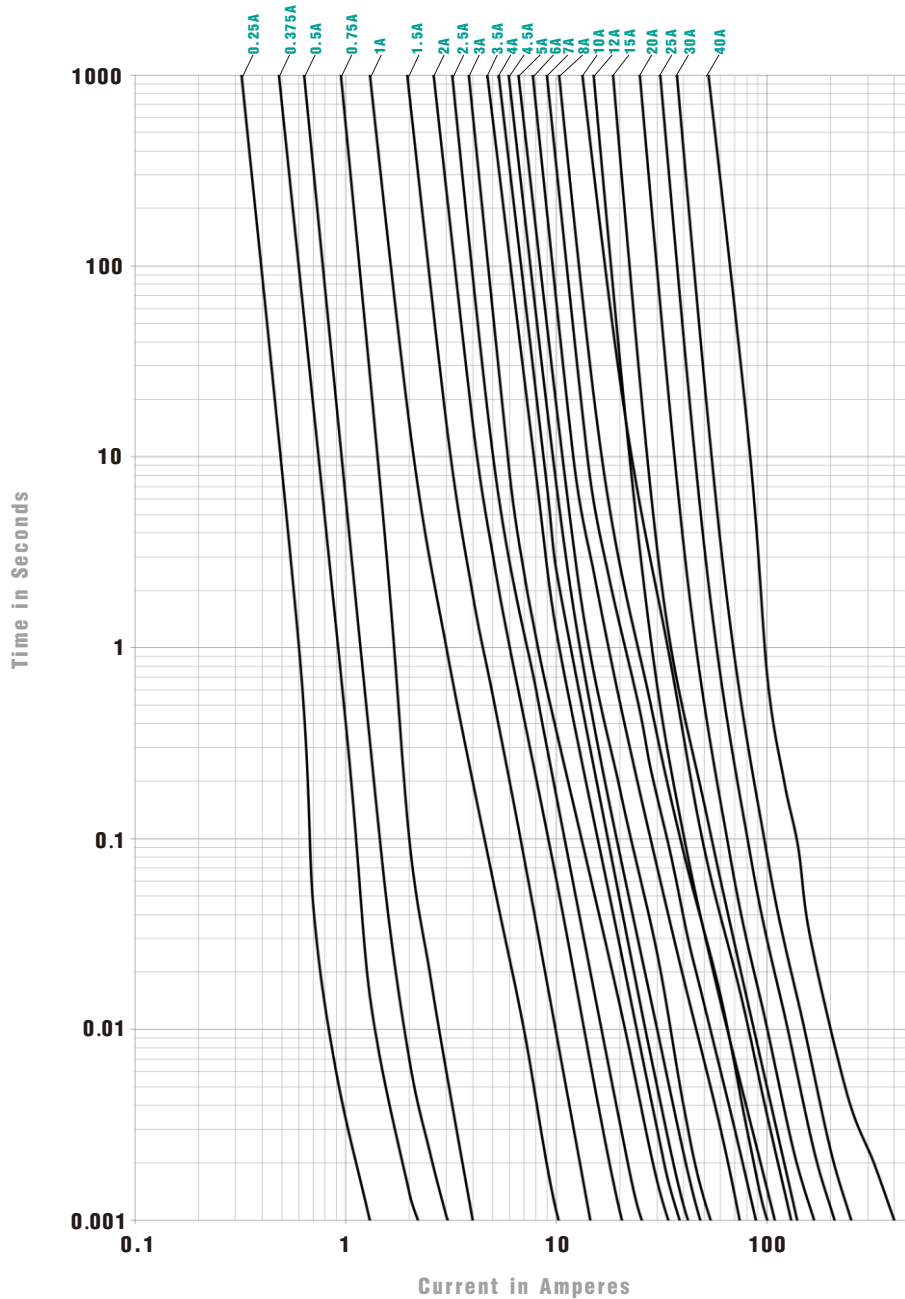
$$I_n = \frac{I_{\text{input max.}}}{0.70 \times K_{\text{temp}}}$$

Fast Acting | 0.126x0.064 inch

Thick Film Chip Fuses

1206FA Series

Average Time Current Curves



© 2018 PROSEMI Inc. All Rights Reserved. Specifications and features are subject to change without notice. [www.prosemitech.com](http://www.prosemitech.com)

The PROSEMI logo, and all other PROSEMI trademarks are the property of PROSEMI Inc. All other trademarks are the property of their respective owners.

## X-ON Electronics

Largest Supplier of Electrical and Electronic Components

*Click to view similar products for [Surface Mount Fuses](#) category:*

*Click to view products by [PROSEMI](#) manufacturer:*

Other Similar products are found below :

[FHC20402ADTP](#) [NFVC6125S0R50TRF](#) [SFT-125MA](#) [TF16SN2.00TTD](#) [FCC16501ABTP](#) [FCC16102ABTP](#) [FHC16322ADTP](#) [0308.250UR](#)  
[0308.375UR](#) [0308.500UR](#) [0308.750UR](#) [0308001.UR](#) [030801.5UR](#) [F0603G0R03FNTR](#) [SKY87604-12](#) [SKY87604-11](#) [SKY87604-13](#)  
[R451003.L](#) [R451.500L](#) [R451001.L](#) [3-103-119](#) [3-103-123](#) [SGB401](#) [SGB075](#) [0154002.DRL](#) [0154008.DRL](#) [0154.500DRL](#) [189140.1,25](#)  
[189140.0,8](#) [189140.0,4](#) [189140.0,63](#) [189140.0,25](#) [0402FA-R200](#) [0402SFF150F/24-2](#) [0435.250KRHFS](#) [0468003.WR](#) [0494001.NRHF](#)  
[0494002.NRHF](#) [0494003.NRHF](#) [049402.5NRHF](#) [049403.5NRHF](#) [0494.250NRHF](#) [0494.375NRHF](#) [0494.500NRHF](#) [CF06V3T1R60](#)  
[CF06V3T2R50](#) [06H1300D](#) [JFC0603-1200FS](#) [CP06V3T2R0](#) [06F-0200L1](#)