

Fast Acting High Current Brick Fuse Ampere Rating 20-100A

Description

- Fast Acting High current brick fuse
- Surface mount design to save space
- Ceramic Square body with end cap
- Designed to UL248-1
- Fully compatible with lead-free solder and high temperature profile associated with lead-free assembly



Applications

- Power battery protection
- Test equipment
- Power supplies
- Game systems
- Industrial equipment
- Telecom system

Electrical Characteristics

Amp Rating	% of Amp Rating	Opening Time
20~100A	1.0 In	4 hour min.
	2.0 In	<60s

Specifications



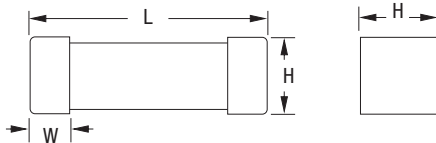
Part No.	Dimensions (mm)	Rated Current (A)	Breaking Capacity	Typ. Cold Resistance (mΩ)	Pre-Arcing I ² t (A ² Sec)
1240FH-20A	10 x 3.15	20	250Vac @ 150A	2.35	23
1240FH-25A	10 x 3.15	25	125Vac @ 150A	2.12	45
1240FH-30A	10 x 3.15	30	80Vdc @ 800A	1.51	98
1240FH-40A	12 x 4.5	40		1.12	432
1240FH-50A	12 x 4.5	50		0.97	596
1240FH-60A	12 x 4.5	60	125Vac @ 500A 72Vdc @ 1000A	0.66	873
1240FH-80A	12 x 4.5	80		0.48	1712
1240FH-100A	12 x 4.5	100		0.35	4166

- AC Interrupting Rating (Measured at designated voltage, 100% power factor random closing)
- DC Interrupting Rating (Measured at designated voltage, time constant of less than 50 microseconds, battery source)
- Typical Pre-arching I²t are measured at 10In Current, DC battery bank, but not exceeding the interrupting rating, time constant of calibrated circuit less than 50 microseconds)

Fast Acting High Current Brick Fuse Ampere Rating 20-100A

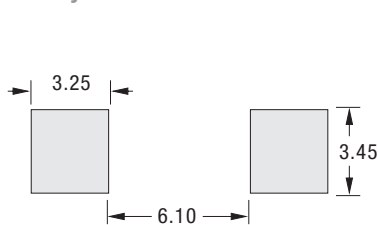
Dimension

Unit: mm

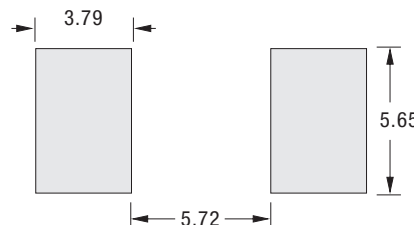


Amp Rating	L	W	H
20~30A	10.0±0.30	1.7±0.10	3.15±0.10
40~100A	12.30±0.40	2.70±0.20	4.50±0.20

Pad layout



20~30A



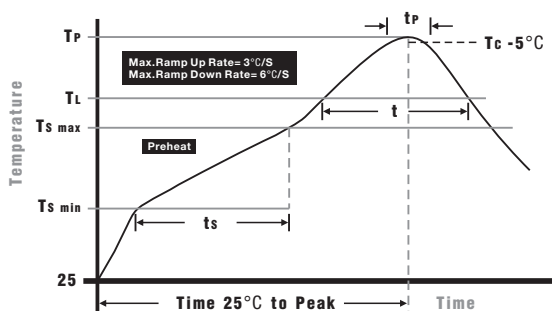
40~100A

20A-30A: Recommend trace thickness is 3oz, the minimum trace width is 10mm
 40A-50A: Recommend trace thickness is 3oz, the minimum trace width is 15mm
 60A-70A: Recommend trace thickness is 3oz, the minimum trace width is 22mm
 80A-100A: Recommend trace thickness is 6oz, the minimum trace width is 33mm

Packaging

- 20A to 30A Quantity: 1,500pcs
- 40A to 100A Quantity: 1,000pcs
- 24mm wide tape on 330mm (13 inch) diameter reel -specification EIA Standard 481.

Soldering Parameters



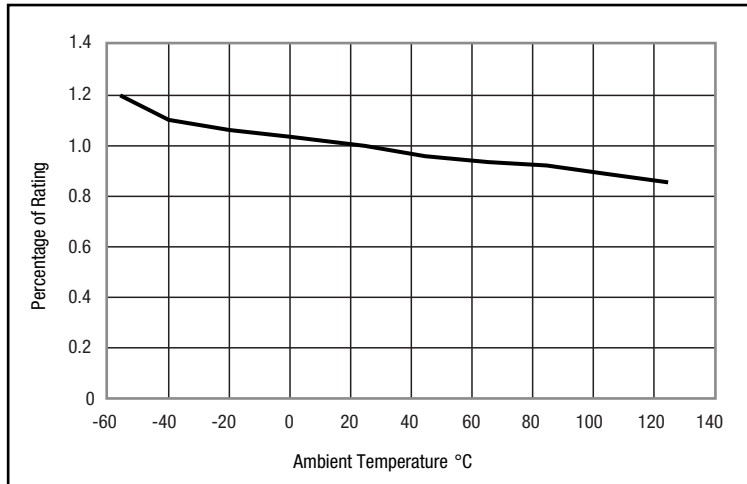
Wave Soldering: 260°C, 10 seconds max.
 Infrared Reflow: 260°C, 30 seconds max.

IR Reflow Profile

Preheat Heat	
Temperature min (T _{min})	150°C
Temperature max (T _{max})	200°C
Time (T _{min} to T _{max}) (t _s)	60 - 180 seconds
Average ramp-up rate (T _{max} to T _p)	5°C/second max.
Liquidous temperature (T_L)	
Time at liquidous (t _l)	60 - 150 seconds
Peak temperature (T_p)	
Time within 5°C of actual peak Temperature (t _p)	10 - 30 seconds
Average ramp-down rate (T _p to T _{max})	5°C/second max.
Time 25°C to peak temperature	8 minutes max.

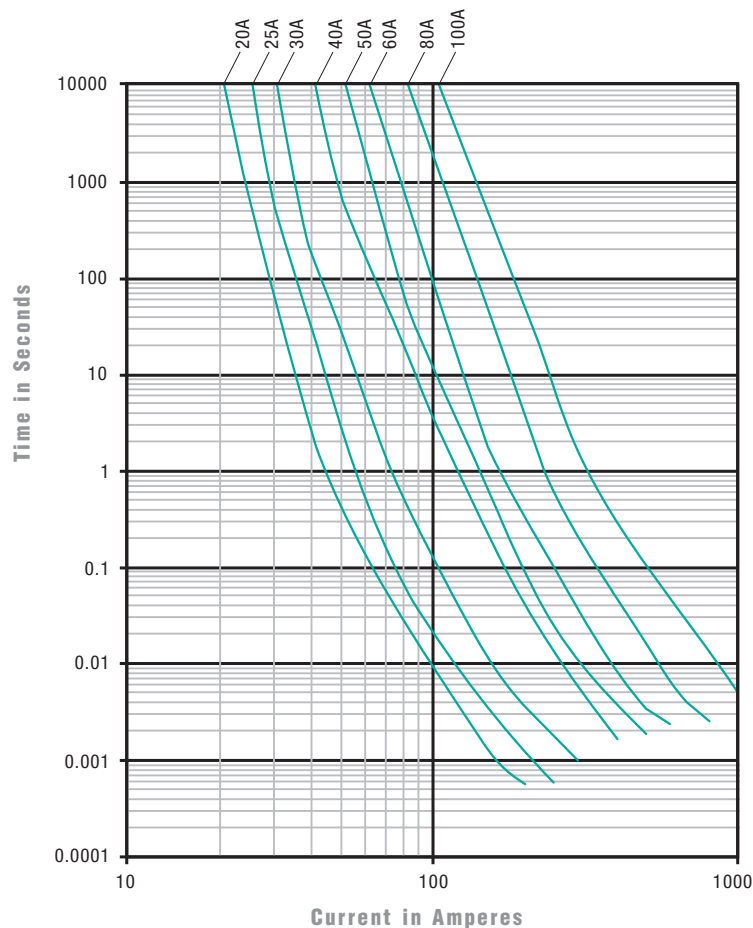
Fast Acting High Current Brick Fuse Ampere Rating 20-100A

Temperature Re-rating Curve



- Normal Operating Temperature: 25°C ± 2°C
- Operating Temperature: -55°C to 125°C with proper correction factor applied.
- Chart of correction factor.

Time-Current Curves



© 2017 PROSEMI Inc. All Rights Reserved.
Specifications and features are subject to change without notice.
www.prosemitech.com

The PROSEMI logo, and all other PROSEMI trademarks are the property of PROSEMI Inc. All other trademarks are the property of their respective owners.

X-ON Electronics

Largest Supplier of Electrical and Electronic Components

Click to view similar products for [Surface Mount Fuses](#) category:

Click to view products by [PROSEMI](#) manufacturer:

Other Similar products are found below :

[FHC20402ADTP](#) [NFVC6125S0R50TRF](#) [TF16SN2.00TTD](#) [0686-5000-01](#) [0685-4000-01](#) [FCC16501ABTP](#) [FCC16102ABTP](#)
[FHC16322ADTP](#) [0308001.UR](#) [FCC16202ABTP](#) [7010.9962.63](#) [SEF 12A 65V \(G\)](#) [MST 250mA 250V](#) [TB60](#) [06 100.4](#) [TBF50](#) [TBF40](#)
[2010T315mA250V](#) [06 110.7](#) [12 100.1.5](#) [06 110.5](#) [1206FA-R250](#) [R06.100.6](#) [R12.100.15](#) [R06.000.0.375](#) [R06.000.6](#) [R06.100.0.25](#) [R12.000.8](#)
[R06.000.0.5](#) [R06.000.0.75](#) [R06.000.8](#) [R06.100.0.75](#) [R06.100.8](#) [R06.100.0.375](#) [R06.100.0.5](#) [R06.000.7](#) [R06.100.7](#) [S0603-S-2.0A](#) [F06F3.5](#)
[F12F20](#) [TA3VT2](#) [F12F1](#) [F06F7](#) [F06T3.5](#) [F06F0.375](#) [F06T8](#) [F12F30](#) [4T2A250V](#) [R12.100.7](#) [R12.100.30](#)