

Power Battery Packs Protection High I²t Fuses

Descriptions

- Design for power battery packs overload and short circuit protection Surface mount design to save space
- Ceramic Square body with Silver plated end cap
- Designed to UL248-1
- Fully compatible with lead-free solder and high temperature profile associated with lead-free assembly



Electrical Characteristics

Amp Rating	% of Amp Rating	Opening Time
20~40A	100%	4 Hours Min.
	200%	< 60 Seconds

Features

- High I²t surface mount fuses
- Compatible with reflow and wave solder
- Excellent environmental integrity
- High reliability and resilience
- RoHS compliant and Halogen Free
- Wide operating temperature range
- Strong arc suppression characteristics

Applications

- Power battery protection
- Test equipment Power supplies
- Game systems Industrial equipment
- Telecom system

Specifications



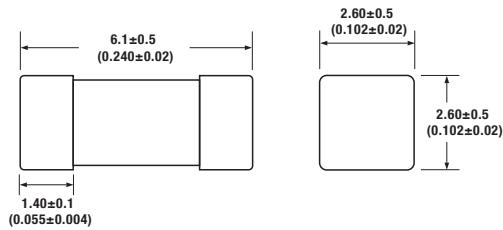
Part Number	Ampere Rating (A)	Voltage Rating (Vdc)	Interrupting Rating	Typical Cold Resistance (Ohms)	Typical Melting I ² t (A ² Sec)	Typical Voltage Drop (V)
2410BP-20A	20	72	72V@500A	0.0024	215	0.063
2410BP-25A	25	72	72V@500A	0.0018	421	0.056
2410BP-30A	30	72	72V@500A	0.0012	910	0.052
2410BP-40A	40	63	63V@500A	0.0009	1605	0.051

- DC Interrupting Rating - Measured at designated voltage, time constant < 50 microseconds.
- DC Cold Resistance are measured at <10% of rated current in ambient temperature of 25°C.
- Typical Melting I²t measured at 10In Current.
- Typical Voltage Drop measured at rated current after temperature has stabilized.

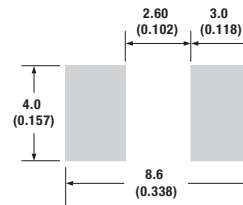
Power Battery Packs Protection High I²t Fuses

Dimension

Unit: mm/inch



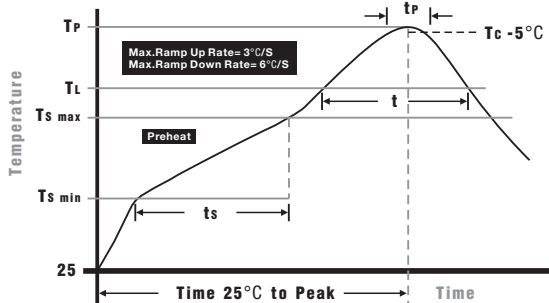
Pad layout



Packaging

- Quantity: 1,000pcs
- 12mm wide tape on 178mm(7 inch) diameter reel -specification EIA Standard 481.

Soldering Parameters

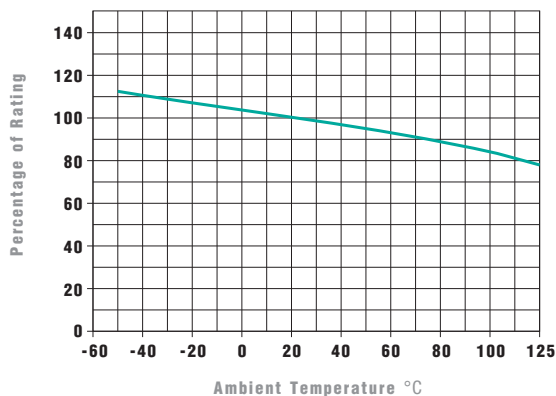


Wave Soldering: 260°C, 10 seconds max.
Infrared Reflow: 260°C, 30 seconds max.

IR Reflow Profile

Preheat Heat	
Temperature min (T _{smin})	150°C
Temperature max (T _{smax})	200°C
Time (T _{smin} to T _{smax}) (t _s)	60 - 120 seconds
Average ramp-up rate (T_{smax} to T_p)	
	3°C/second max.
Liquidous temperature (T_L)	
Time at liquidous (t _L)	60 - 150 seconds
Peak temperature (T_p)	
	260+0/-5°C
Time within 5°C of actual peak Temperature (t_p)	
	10 - 30 seconds
Average ramp-down rate (T_p to T_{smax})	
	6°C/second max.
Time 25 °C to peak temperature	
	8 minutes max.

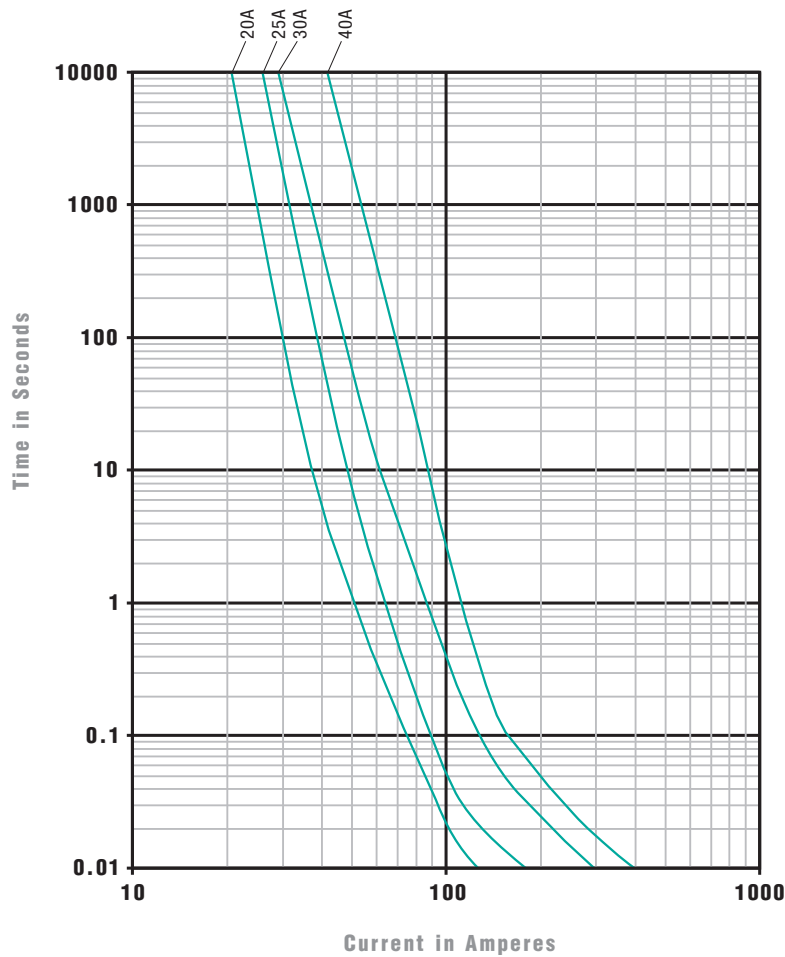
Temperature Derating Curve



- Normal Operating Temperature: 25°C± 2
- Operating Temperature: -55 to 125°C

Power Battery Packs Protection High I²t Fuses

Average Time Current Curves



© 2018 PROSEMI Inc. All Rights Reserved. Specifications and features are subject to change without notice.

The PROSEMI logo, and all other PROSEMI trademarks are the property of PROSEMI Inc. All other trademarks are the property of their respective owners.

Rev.20190132C1.0

X-ON Electronics

Largest Supplier of Electrical and Electronic Components

Click to view similar products for [Surface Mount Fuses](#) category:

Click to view products by [PROSEMI](#) manufacturer:

Other Similar products are found below :

[FHC20402ADTP](#) [NFVC6125S0R50TRF](#) [TF16SN2.00TTD](#) [0686-5000-01](#) [0685-4000-01](#) [FCC16501ABTP](#) [FCC16102ABTP](#)
[FHC16322ADTP](#) [0308001.UR](#) [FCC16202ABTP](#) [7010.9962.63](#) [SEF 12A 65V \(G\)](#) [MST 250mA 250V](#) [TB60](#) [06 100.4](#) [TBF50](#) [TBF40](#)
[2010T315mA250V](#) [06 110.7](#) [12 100.1.5](#) [06 110.5](#) [1206FA-R250](#) [R06.100.6](#) [R12.100.15](#) [R06.000.0.375](#) [R06.000.6](#) [R06.100.0.25](#) [R12.000.8](#)
[R06.000.0.5](#) [R06.000.0.75](#) [R06.000.8](#) [R06.100.0.75](#) [R06.100.8](#) [R06.100.0.375](#) [R06.100.0.5](#) [R06.000.7](#) [R06.100.7](#) [S0603-S-2.0A](#) [F06F3.5](#)
[F12F20](#) [TA3VT2](#) [F12F1](#) [F06F7](#) [F06T3.5](#) [F06F0.375](#) [F06T8](#) [F12F30](#) [4T2A250V](#) [R12.100.7](#) [R12.100.30](#)