

Description

2410FA Series SMD fuse for the small size and good electrical performance, reliability and quality.

Electrical Characteristics

Current Rating	% of Ampere Rating	Opening Time
500mA-15A	100%	4 hours Min
500mA-1.5A	200%	120 sec Max
2A-15A	200%	5 sec Max



Features

- Designed to UL 248-14
- Small size
- Compatible with reflow and wave soldering
- RoHS compliant and Halogen Free
- One time positive disconnect

Applications

- Notebook PC
- Backlight inverter
- Power supply
- Storage system
- Telecom system
- Battery charging circuit protection
- Industrial equipment

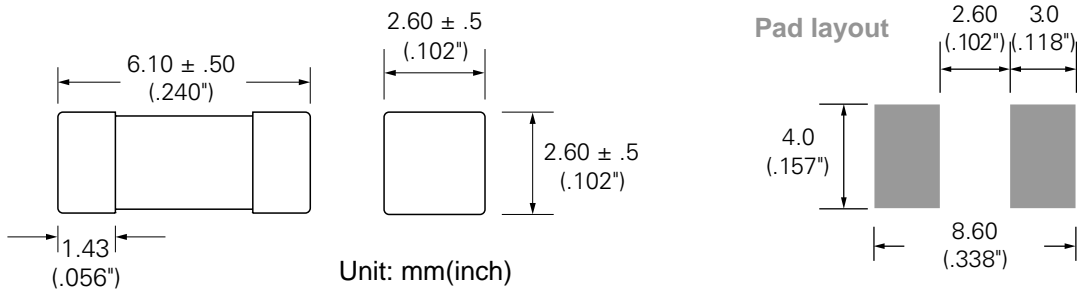
Specification



Product Code	Current Rating	Voltage Rating	Interrupting Rating	Resistance (ohms) Typ.	Typical Melting I ² t (A ² Sec)	Typical Voltage Drop (mV)
2410FA-R500	500mA	125VAC 125VDC	50A@125VAC 50A@125VDC	0.600	0.053	410
2410FA-R800	800mA			0.306	0.51	370
2410FA-1A	1A			0.256	0.85	360
2410FA-1.5A	1.5A			0.188	0.83	300
2410FA-2A	2A			0.028	1	96
2410FA-3A	3A			0.018	3	86
2410FA-4A	4A			0.013	5	85
2410FA-5A	5A			0.010	7	81
2410FA-6.3A	6.3A			0.008	12	80
2410FA-7A	7A			0.007	19	80
2410FA-8A	8A			0.006	23	78
2410FA-10A	10A			0.005	35	77
2410FA-12A	12A			0.004	55	76
2410FA-15A	15A			0.003	98	75

- AC Interrupting Rating - Measured at designated voltage, 100% power factor random closing.
- DC Interrupting Rating - Measured at designated voltage, time constant of less than 50 microseconds, battery source.
- DC Cold Resistance are measured at <10% of rated current in ambient temperature of 25°C
- Typical Melting I²t - Measured with a battery bank at Rated DC voltage, 10In-rated current, but not exceeding the interrupting rating, time constant of calibrated circuit less than 50 microseconds.

Dimension



Packaging

500mA~15A 1000pcs/Tape and Reel

Soldering Characteristics

Wave Immersion

- Reservoir Temperature: 260° C
- Time in Reservoir : 10 Seconds Maximum

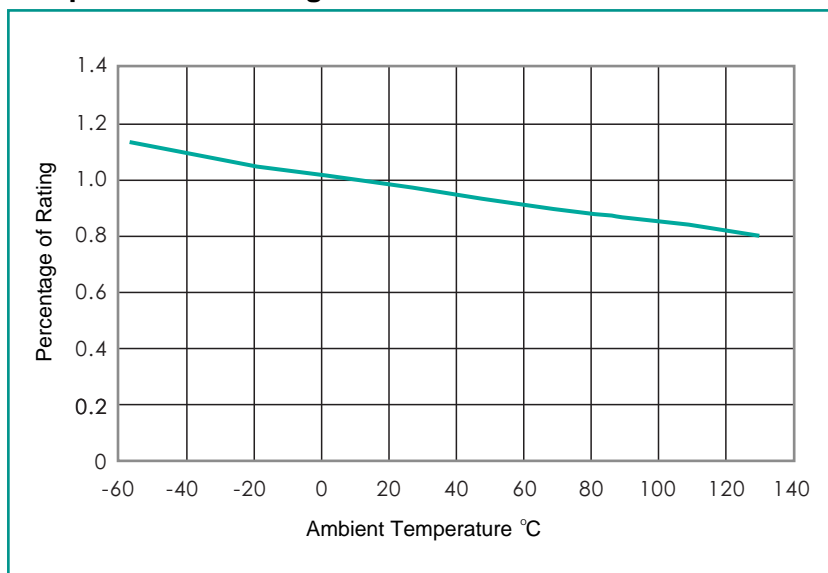
Infrared Reflow

- Temperature: 260° C
- Time: 30 Seconds Maximum

Hand Soldering

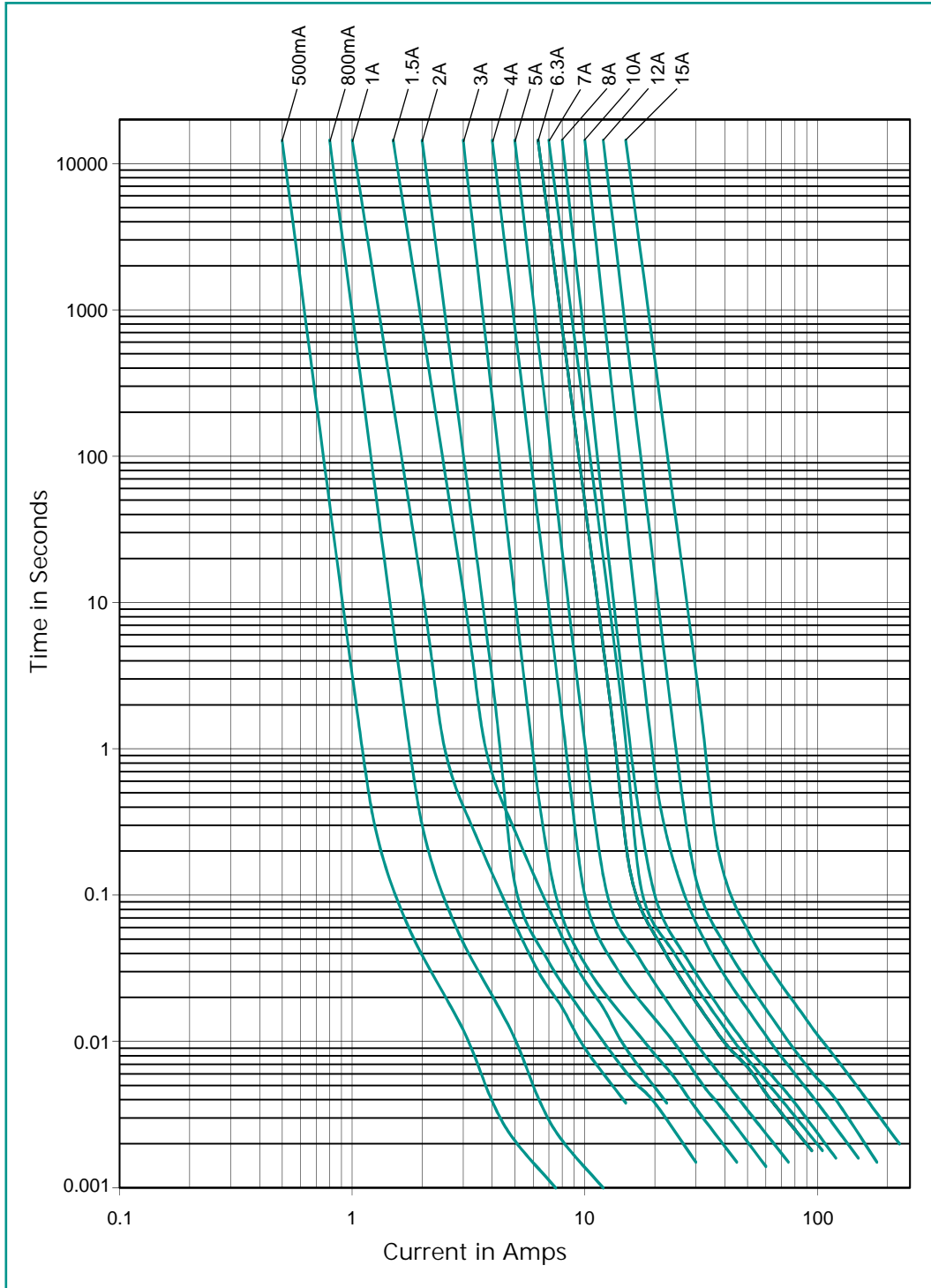
- Maximum tip temperature: 350°C
- Maximum soldering time: 5 seconds max

Temperature Re-rating Curve



- Normal Operating Temperature: 25°C ± 2°C
- Operating Temperature: -55°C to 125°C with proper correction factor applied.
- Chart of correction factor

Time Current Curves



X-ON Electronics

Largest Supplier of Electrical and Electronic Components

Click to view similar products for [Surface Mount Fuses](#) category:

Click to view products by [PROSEMI](#) manufacturer:

Other Similar products are found below :

[FHC20402ADTP](#) [NFVC6125S0R50TRF](#) [TF16SN2.00TTD](#) [FCC16501ABTP](#) [FCC16102ABTP](#) [FHC16322ADTP](#) [0308001.UR](#)
[FCC16202ABTP](#) [F0603G0R03FNTR](#) [7010.9962.63](#) [SEF 12A 65V \(G\)](#) [MST 250mA 250V](#) [TB60](#) [06 100.4](#) [TBF50](#) [TBF40](#)
[2010T315mA250V](#) [06 110.7](#) [12 100.1.5](#) [06 110.5](#) [1206FA-R250](#) [R06.100.6](#) [R12.100.15](#) [R06.000.0.375](#) [R06.000.6](#) [R06.100.0.25](#) [R12.000.8](#)
[R06.000.0.5](#) [R06.000.0.75](#) [R06.000.8](#) [R06.100.0.75](#) [R06.100.8](#) [R06.100.0.375](#) [R06.100.0.5](#) [R06.000.7](#) [R06.100.7](#) [S0603-S-2.0A](#) [F06F3.5](#)
[F12F20](#) [TA3VT2](#) [F12F1](#) [F06F7](#) [F06T3.5](#) [F06F0.375](#) [F06T8](#) [F12F30](#) [4T2A250V](#) [R12.100.7](#) [R12.100.30](#) [R06.000.0.25](#)