

Description

- Fast Acting, high breaking capacity under 500V
- 6x32mm physical size
- Special Engineering Material tube, Silver plated copper cap construction
- Designed to UL 248-1
- Lead Free material

Applications

- DC common bus
- DC drives
- Power converters/rectifiers
- Reduced voltage starters
- Electric vehicle charging column

Electrical Characteristics

Current Rating	% of Ampere Rating	Opening Time
10A-30A	200%	30 min Max.
	300%	10 sec Max.

Specifications



Part Number	Voltage Rating	Current Rating	Interrupting Rating ¹ (A)	Typical Cold Resistance ² (mOhms)	Typical Pre-Arcing I ² t (A ² Sec)
6CT6-10A <u>xxx</u> ³	500VAC	10A	30KA@500VAC	17.1	98
6CT6-20A <u>xxx</u>	500V AC/DC	20A	30KA@500VAC 20KA@500VDC	5.5	141
6CT6-25A <u>xxx</u>		25A		4.6	211
6CT6-30A <u>xxx</u>		30A		3.7	282

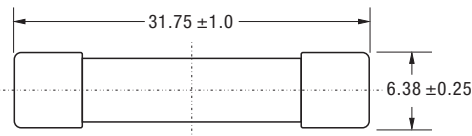
¹ DC Cold Resistance are measured at <10% of rated current in ambient temperature of 25°C

² Typical Pre-arcing I²t (Measured at 10In-rated current, not to exceed IR, time constant of calibrated circuit less than 50 microseconds)

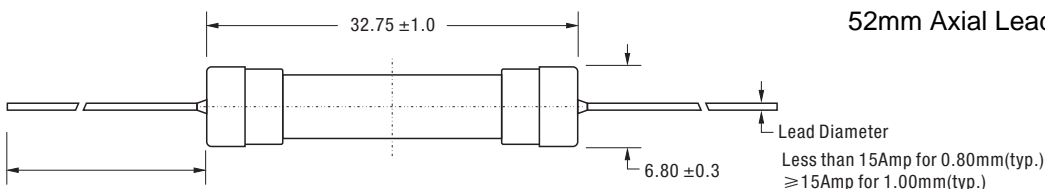
³ xxx = Axial lead length

Dimension(Unit/mm)

Cylindrical



Axial leaded



The length of the lead

38.00 ± 1.0 Ordering P/N: 6CT6-xxx E

52.00 ± 2.0 Ordering P/N: 6CT6-xxx ME

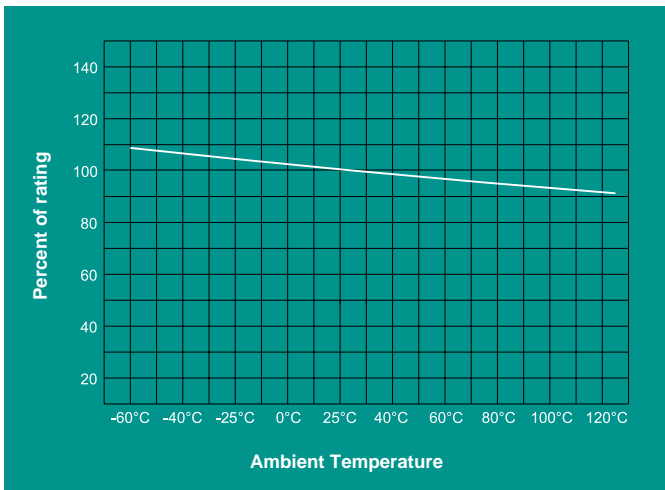
Packaging

Cylindrical fuses: 250pcs per box

38 mm Axial Lead Fuses: 75pcs per box

52mm Axial Lead Fuses: 200pcs per bag

Temperature Derating Curve



Wave Soldering Parameters

Reservoir Temperature: 260°C ± 3°C
 Soldering Time: 10 seconds max.

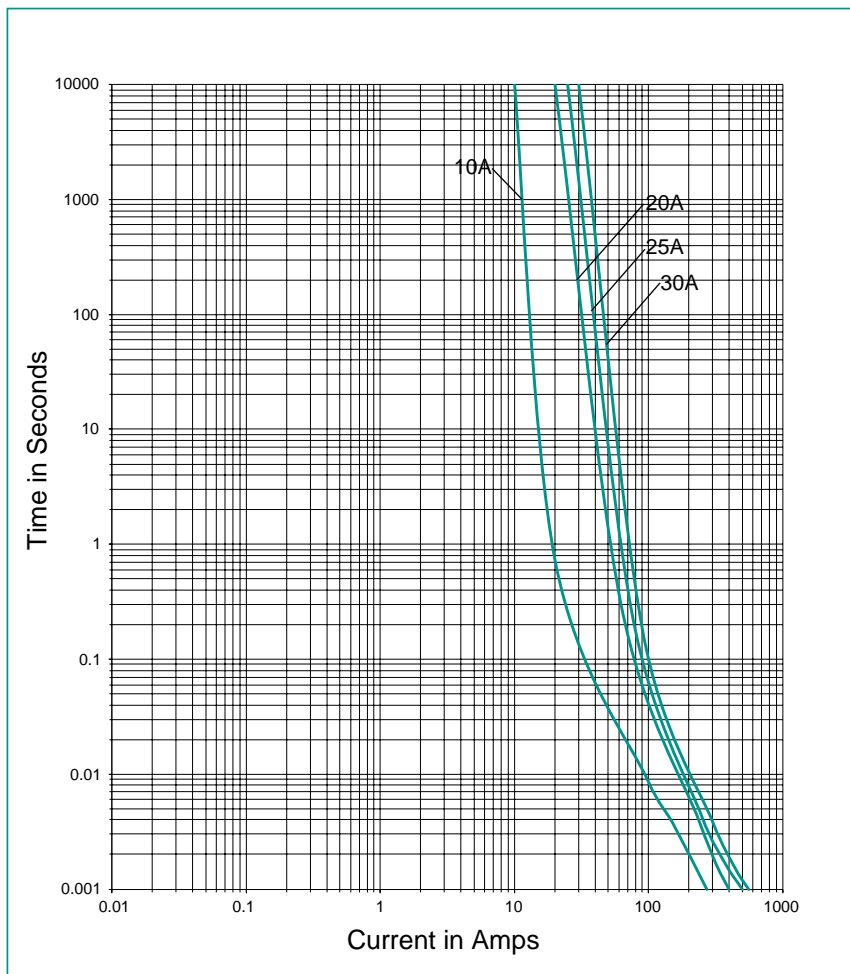
Recommended Hand Solder Parameters

Soldering Iron Tip Temperature: 350°C ± 5°C
 Heating Time: 5 seconds max.

Operating Temperature Range

- 55°C to + 125°C

Time-Current Curves



X-ON Electronics

Largest Supplier of Electrical and Electronic Components

Click to view similar products for [Surface Mount Fuses](#) category:

Click to view products by [PROSEMI](#) manufacturer:

Other Similar products are found below :

[FHC20402ADTP](#) [NFVC6125S0R50TRF](#) [TF16SN2.00TTD](#) [0686-5000-01](#) [0685-4000-01](#) [FCC16501ABTP](#) [FCC16102ABTP](#)
[FHC16322ADTP](#) [0308001.UR](#) [FCC16202ABTP](#) [7010.9962.63](#) [SEF 12A 65V \(G\)](#) [MST 250mA 250V](#) [TB60](#) [06 100.4](#) [TBF50](#) [TBF40](#)
[2010T315mA250V](#) [06 110.7](#) [12 100.1.5](#) [06 110.5](#) [1206FA-R250](#) [R06.100.6](#) [R12.100.15](#) [R06.000.0.375](#) [R06.000.6](#) [R06.100.0.25](#) [R12.000.8](#)
[R06.000.0.5](#) [R06.000.0.75](#) [R06.000.8](#) [R06.100.0.75](#) [R06.100.8](#) [R06.100.0.375](#) [R06.100.0.5](#) [R06.000.7](#) [R06.100.7](#) [S0603-S-2.0A](#) [F06F3.5](#)
[F12F20](#) [TA3VT2](#) [F12F1](#) [F06F7](#) [F06T3.5](#) [F06F0.375](#) [F06T8](#) [F12F30](#) [4T2A250V](#) [R12.100.7](#) [R12.100.30](#)