
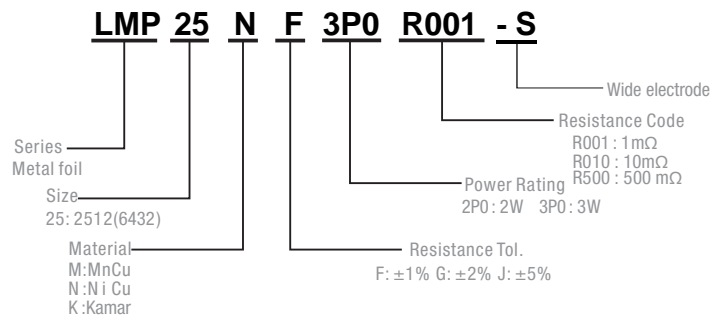


Description

- Proprietary processing technique produces extremely low resistance values
- Very low inductance
- Low thermal EMF
- Metallic Material



Part Numbering System

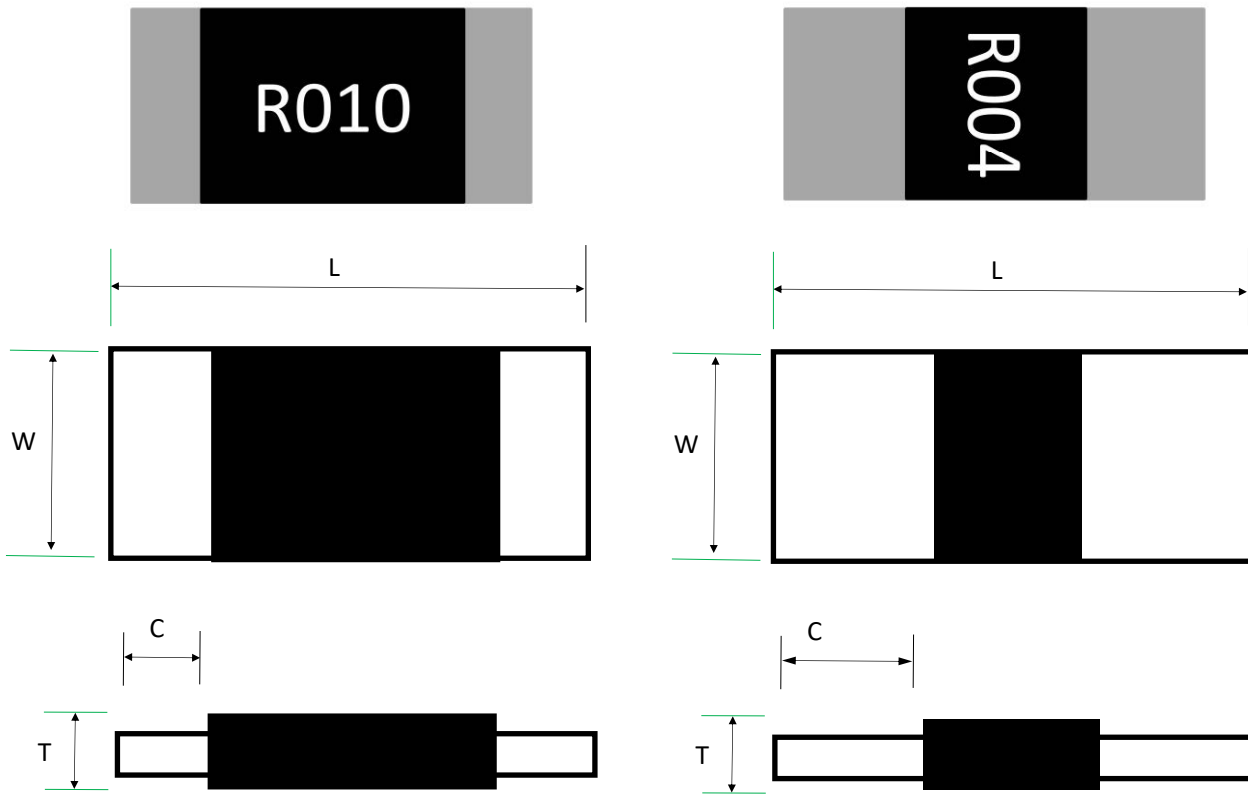


Parameter	Standard
Power Rating	1mΩ~100mΩ : 3W 1mΩ~500mΩ : 2W
Resistance Value	1~500mΩ
Operating Temperature Range	-55 to +170°C
Component Temperature Coefficient (TCR)	± 50 ppm/°C
Maximum Working Voltage (V)	$(P \times R)^{1/2}$

Standard Electrical Specifications

Type	Rating Power at 70°C	T.C.R. (ppm/°C)	Resistance Range(mΩ) 1.0% (F) 2.0% (G) 5.0% (J)	Material	Electrode	Operating Temperature(°C)
LMP25	2W	50	1-10	R001-R010:MnCu	R001-R004:Wide	-55~+170°C
			1-100	R001-R100:NiCu	R005-R100:Narrow	
			101-500	R101-R500:Kamar	R101-R500:Narrow	
	3W	50	1-100	R001- R100:MnCu	R001-R004:Wide	
			1-100	R001-R100:NiCu	R005-R100:Narrow	

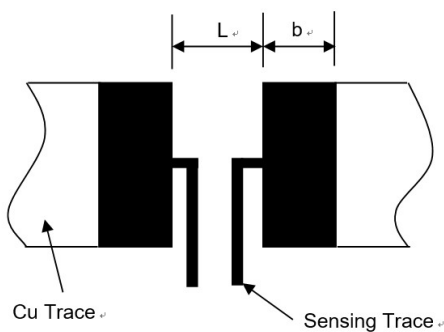
Construction:



Unit: Millimeters

Type	Power	L	W	C	t
LMP25	2W	6.4 ± 0.2	3.2 ± 0.2	1.0 ± 0.2 (Narrow)	0.7 ± 0.2
				2.2 ± 0.2 (Wide)	
	3W	6.4 ± 0.2	3.2 ± 0.2	1.0 ± 0.2 (Narrow)	0.9 ± 0.2
				2.2 ± 0.2 (Wide)	

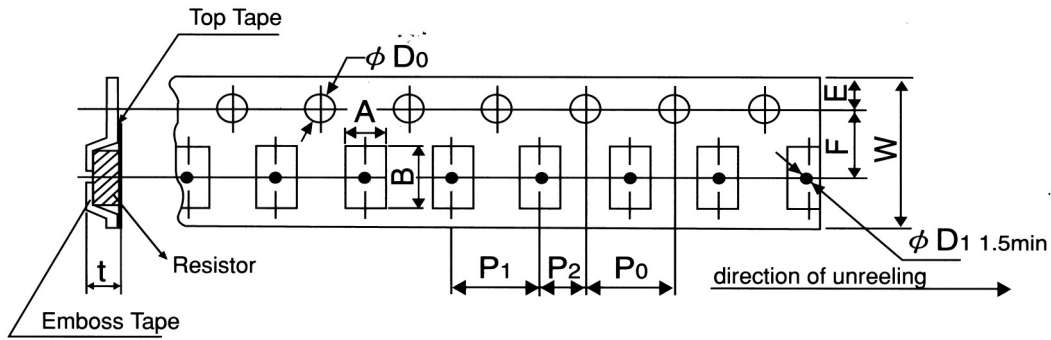
Recommended land pattern



Unit: Millimeters

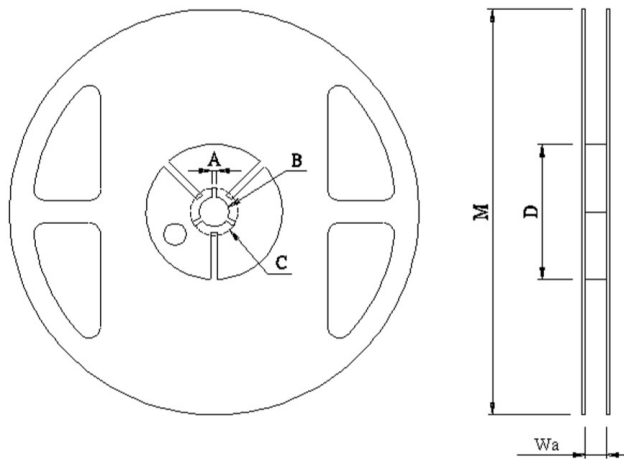
Resistance Range (Ω)	a	b	L
0.001-0.004(Wide)	4.0 ± 0.1	3.1 ± 0.1	1.3 ± 0.1
0.005~0.500(Narrow)	4.0 ± 0.1	2.1 ± 0.1	4.1 ± 0.1

Tapping & Package



Type	Pack	A ±0.2	B ±0.2	D0 +0.5-0	E ±0.1	F ±0.05	P0 ±0.1	P1 ±0.1	P2 ±0.1	W ±0.2	D1 ±0.05	T ±0.15
2512	Emboss	3.60	6.90	1.50	1.75	5.50	4.00	4.00	2.00	12.00	1.50	1.20

Reel Specification

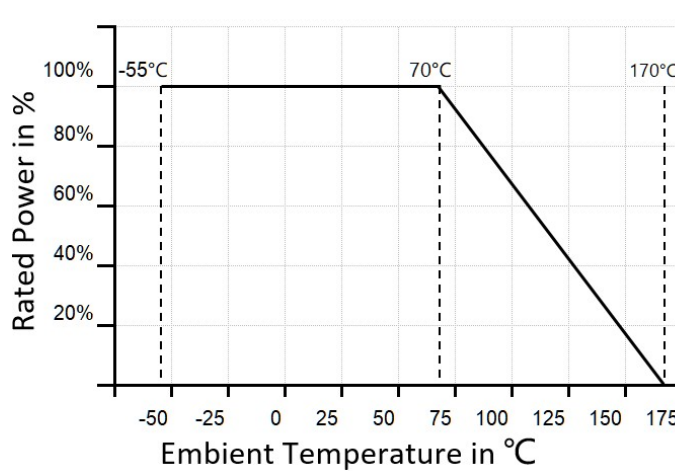


Type	A	B	C	D	M	W
2512	2.00±0.5	13.50±0.5	21.00±0.5	80.00±1.0	178.00±2.0	13.80±0.5

Performance

Test Items	Conditions of Test	Test Limits
Thermal shock	- 55 °C to + 150 °C, 300 cycles, 15 min at each extreme	± 1.0 %
Short time overload	5 x rated power for 5 s	± 0.5 %
Low temperature operation	- 55 °C, 1000 h	± 0.5 %
High temperature exposure	1000h at + 170 °C	± 1.0 %
Moisture resistance	MIL-STD- 202, method 106, 0 % power, 7b not required	± 1.0 %
Load life	1000 h at 70 °C , 1.5 h "ON", 0.5 h "OFF"	± 1.0 %
Resistance to bonding exposure	260 °C for 10 s	± 0.5 %

Derating Curve



Packaging

Quantity: 4, 000pcs

8mm wide tape on 178mm(7 inch)
diameter reel -specification EIA
Standard 481.

X-ON Electronics

Largest Supplier of Electrical and Electronic Components

Click to view similar products for [Thick Film Resistors - SMD category](#):

Click to view products by [PROSEMI manufacturer](#):

Other Similar products are found below :

[CR-05FL7--150R](#) [CR-05FL7--19K6](#) [CR-05FL7--243R](#) [CR-05FL7--40K2](#) [CR-05FL7--698K](#) [CR-12FP4--324R](#) [CR-12JP4--680R](#)
[M55342K06B1E78RS3](#) [M55342K06B6E19RWL](#) [M55342K06B6E81RS3](#) [M55342M05B200DRWB](#) [M55342M06B4K70MS3](#) [MC0603-511-](#)
[JTW](#) [742C083750JTR](#) [MCR01MZPF1202](#) [MCR01MZPF1601](#) [MCR01MZPF1800](#) [MCR01MZPF6201](#) [MCR01MZPF9102](#) [MCR01MZPJ113](#)
[MCR01MZPJ121](#) [MCR01MZPJ125](#) [MCR01MZPJ751](#) [MCR03EZHJ103](#) [MCR03EZPFX2004](#) [MCR03EZPJ270](#) [MCR03EZPJ821](#)
[MCR10EZPF1102](#) [MCR18EZPJ330](#) [RC0603F1473CS](#) [RC0603F150CS](#) [RC1005F1152CS](#) [RC1005F1182CS](#) [RC1005F1372CS](#)
[RC1005F183CS](#) [RC1005F1911CS](#) [RC1005F1912CS](#) [RC1005F203CS](#) [RC1005F2052CS](#) [RC1005F241CS](#) [RC1005F2431CS](#)
[RC1005F3011CS](#) [RC1005F303CS](#) [RC1005F4321CS](#) [RC1005F4642CS](#) [RC1005F471CS](#) [RC1005F4751CS](#) [RC1005F5621CS](#)
[RC1005F6041CS](#) [RC1005J106CS](#)